

Jour 1 : samedi 18 décembre 2021



Jour 2 : dimanche 19 décembre 2021



Jour 3 : lundi 20 décembre 2021



Jour 4 : mardi 21 décembre 2021



Jour 5 : mercredi 22 décembre 2021 **ZZZ**

Cliquez sur le jour pour consulter les résultats.

Sur chaque page cliquez sur l'affiche pour revenir aux pages de garde





Tableau des médailles



Records de France

Meilleures Performances Françaises
Meilleures Performances Open d'Eté



Championnats de France Jeunes

Rennes

18-22 décembre 2021

samedi 18 décembre 2021

200 dos dames

400 nage libre messieurs

50 brasse dames

50 dos messieurs

50 nage libre dames

200 papillon messieurs

1500 nage libre dames



samedi 18 décembre 2021
Manches N°2

1500 nage libre dames

50 dos messieurs

200 dos dames

400 nage libre messieurs

50 nage libre dames

200 papillon messieurs

50 brasse dames

4 x 100 nage libre messieurs

4 x 100 nage libre dames



Jour 1

Résultats

[Cotation FFN]

Records du 50 Brasse Dames

Meilleures Performances Françaises 14 ans: **31.85** DELMAS Justine (2005) FRA 03/07/2019 KAZAN
 Meilleures Performances Françaises 13 ans: **33.00** DELMAS Justine (2005) FRA 23/12/2018 RENNES
 Meilleures Performances Françaises 12 ans: **34.90** ROSSI-BENE Giulia (2006) FRA 22/12/2018 CHALON-SUR-SAÔNE
 Meilleures Performances Françaises 11 ans: **36.02** LOMBARDO Chloé (2008) FRA 08/06/2019 NANCY

CUMUL : 50 Brasse Dames - (Jeunes 3 : 13 ans)

[J1 : Sa 18/12/2021 - R2]

1.	LOMBARDO Chloé	2008	FRA	NATATION HOCHFELDEN	1:09.16
2.	RIPOCHE Azelis	2008	FRA	ASPTT NANTES	1:09.67
3.	BRUNELLIÈRE Colinn-June	2008	FRA	ST-SÉBASTIEN NATATION	1:10.15
4.	LECHAT Adèle	2008	FRA	CN BEAUPREAU	1:10.83
5.	MANIN Cyrielle	2008	FRA	LONGVILLIERS CLUB	1:11.69
6.	RICHARD Alice	2008	FRA	OLIVET NATATION I'NOX	1:11.76
7.	MAILLIEZ Lily	2008	FRA	DAUPHINS TOULOUSE OEC	1:12.27
8.	VELAY Jade	2008	FRA	CN CÉVENNES ALÈS	1:12.67
9.	ZANIN Mary	2008	FRA	CA ST-LAURENT-NOUAN	1:13.25
10.	FALLA Prisca	2008	FRA	AAS SARCELLES NATATION 95	1:13.36
11.	PELÉ-VALERO Anaïs	2008	FRA	GIRONDINS BORDEAUX	1:13.53
12.	BERING Jade	2008	FRA	SCHOELCHER NATATION 2000	1:13.63
13.	BONET Emma	2008	FRA	ALLIANCE DIJON NATATION	1:13.79
13.	GUILLERM Enola	2008	FRA	CN VIRY-CHÂTILLON	1:13.79
15.	JOTHY Solene	2008	FRA	ASM CHAMALIERES NATATION	1:14.44
16.	MIGLIORE Louisa	2008	FRA	NAUTIC CLUB NÎMES	1:15.15

Finale A : 50 Brasse Dames - (Jeunes 3 : 13 ans)

[J1 : Sa 18/12/2021 - R2]

1.	LOMBARDO Chloé	2008	FRA	NATATION HOCHFELDEN	---	34.45	1127 pts
2.	RIPOCHE Azelis	2008	FRA	ASPTT NANTES	---	34.68	1115 pts
3.	BRUNELLIÈRE Colinn-June	2008	FRA	ST-SÉBASTIEN NATATION	---	34.96	1100 pts
4.	LECHAT Adèle	2008	FRA	CN BEAUPREAU	---	35.04	1096 pts
5.	MANIN Cyrielle	2008	FRA	LONGVILLIERS CLUB	---	35.31	1082 pts
6.	RICHARD Alice	2008	FRA	OLIVET NATATION I'NOX	---	35.65	1064 pts
7.	MAILLIEZ Lily	2008	FRA	DAUPHINS TOULOUSE OEC	---	36.32	1030 pts
8.	VELAY Jade	2008	FRA	CN CÉVENNES ALÈS	---	36.43	1024 pts

Finale B : 50 Brasse Dames - (Jeunes 3 : 13 ans)

[J1 : Sa 18/12/2021 - R2]

1.	PELÉ-VALERO Anaïs	2008	FRA	GIRONDINS BORDEAUX	---	36.54	1019 pts
2.	BERING Jade	2008	FRA	SCHOELCHER NATATION 2000	---	36.76	1007 pts
3.	FALLA Prisca	2008	FRA	AAS SARCELLES NATATION 95	---	36.86	1002 pts
3.	ZANIN Mary	2008	FRA	CA ST-LAURENT-NOUAN	---	36.86	1002 pts
5.	GUILLERM Enola	2008	FRA	CN VIRY-CHÂTILLON	---	37.01	995 pts
6.	BONET Emma	2008	FRA	ALLIANCE DIJON NATATION	---	37.12	989 pts
7.	JOTHY Solene	2008	FRA	ASM CHAMALIERES NATATION	---	37.62	965 pts
8.	MIGLIORE Louisa	2008	FRA	NAUTIC CLUB NÎMES	---	38.17	938 pts

CUMUL : 50 Brasse Dames - (Jeunes 1 & 2 : 11 - 12 ans)

[J1 : Sa 18/12/2021 - R2]

1.	MONTROUGE Élis	2009	FRA	ST-DENIS RÉUNION	1:11.58
2.	SAUZEAU Lilou	2009	FRA	SN VERSAILLES	1:11.98
3.	HUSSON Pauline	2009	FRA	MONTAUBAN NATATION	1:13.55
4.	FORGEOIS Josephine	2009	FRA	WEPPESS NATATION	1:13.69
5.	DELSART Ambre	2010	FRA	ES MASSY NATATION	1:14.57
6.	MOULIN LE LOUARN Sterenn	2009	FRA	AAJB ENTENTE BLOIS	1:14.61
7.	LARDIER-PUIGDOMENECH Agatha	2009	FRA	C PAUL-BERT RENNES	1:15.09
8.	GHEZAL Emilie	2010	FRA	DAUPHINS TOULOUSE OEC	1:15.48

Résultats

(Suite) CUMUL : 50 Brasse Dames - (Jeunes 1 & 2 : 11 - 12 ans)

[J1 : Sa 18/12/2021 - R2]

9.	BOUILLENNE DUCHENNE Brunelle	2009	FRA	C.N DU FIUMORBU		1:16.51
10.	RAZANATEFY Harena-Soa	2009	FRA	CN MELUN VAL DE SEINE		1:16.59
11.	RIMBAUD Anna	2009	FRA	ST-ETIENNE NATATION		1:17.42
12.	CARLIER Melia	2009	FRA	CN COURRIÈRES		1:17.49
13.	HOADLEY Kalina	2010	FRA	OLORON NATATION 64		1:17.60
14.	ENON Mathilde	2009	FRA	THANN OLYMPIC N		1:17.89
15.	LOPES Melody	2009	FRA	STADE FRANÇAIS O COURBEVOIE		1:18.21
16.	CHOPLIN Esther	2010	FRA	AC BOULOGNE-BILLAN COURT		1:19.75

Finale A : 50 Brasse Dames - (Jeunes 1 & 2 : 11 - 12 ans)

[J1 : Sa 18/12/2021 - R2]

1.	MONTRouGE ÉLISA	2009	FRA	ST-DENIS RÉUNION	---	35.81	1056 pts
2.	SAUZEAU Lilou	2009	FRA	SN VERSAILLES	---	36.12	1040 pts
3.	HUSSON Pauline	2009	FRA	MONTAUBAN NATATION	---	36.23	1034 pts
4.	FORGEOIS Josephine	2009	FRA	WEPPEs NATATION	---	37.00	995 pts
5.	DELSART Ambre	2010	FRA	ES MASSY NATATION	---	37.18	986 pts
6.	MOULIN LE LOUARN Sterenn	2009	FRA	AAJB ENTENTE BLOIS	---	37.28	981 pts
7.	GHEZAL Emilie	2010	FRA	DAUPHINS TOULOUSE OEC	---	37.32	979 pts
8.	LARDIER-PUIGDOMENECH Agatha	2009	FRA	C PAUL-BERT RENNES	---	37.63	964 pts

Finale B : 50 Brasse Dames - (Jeunes 1 & 2 : 11 - 12 ans)

[J1 : Sa 18/12/2021 - R2]

1.	BOUILLENNE DUCHENNE Brunelle	2009	FRA	C.N DU FIUMORBU	---	38.26	933 pts
2.	RAZANATEFY Harena-Soa	2009	FRA	CN MELUN VAL DE SEINE	---	38.35	929 pts
3.	CARLIER Melia	2009	FRA	CN COURRIÈRES	---	38.59	917 pts
4.	HOADLEY Kalina	2010	FRA	OLORON NATATION 64	---	38.85	905 pts
4.	RIMBAUD Anna	2009	FRA	ST-ETIENNE NATATION	---	38.85	905 pts
6.	ENON Mathilde	2009	FRA	THANN OLYMPIC N	---	39.15	891 pts
7.	LOPES Melody	2009	FRA	STADE FRANÇAIS O COURBEVOIE	---	39.41	878 pts
8.	CHOPLIN Esther	2010	FRA	AC BOULOGNE-BILLAN COURT	---	40.98	806 pts

Séries : 50 Brasse Dames - (Jeunes 3 : 13 ans)

[J1 : Sa 18/12/2021 - R1]

QFA	1.	LOMBARDO Chloé	2008	FRA	NATATION HOCHFELDEN	---	34.71	1113 pts
QFA	2.	RIPOCHE Azelis	2008	FRA	ASPTT NANTES	---	34.99	1098 pts
QFA	3.	BRUNELLIÈRE Colinn-June	2008	FRA	ST-SÉBASTIEN NATATION	---	35.19	1088 pts
QFA	4.	LECHAT Adèle	2008	FRA	CN BEAUPREAU	---	35.79	1057 pts
QFA	5.	MAILLIEZ Lily	2008	FRA	DAUPHINS TOULOUSE OEC	---	35.95	1049 pts
QFA	6.	RICHARD Alice	2008	FRA	OLIVET NATATION I'NOX	---	36.11	1040 pts
QFA	7.	VELAY Jade	2008	FRA	CN CÉVENNES ALÈS	---	36.24	1034 pts
QFA	8.	MANIN Cyrielle	2008	FRA	LONGVILLIERS CLUB	---	36.38	1027 pts
QFB	9.	ZANIN Mary	2008	FRA	CA ST-LAURENT-NOUAN	---	36.39	1026 pts
QFB	10.	FALLA Prisca	2008	FRA	AAS SARCELLES NATATION 95	---	36.50	1021 pts
QFB	11.	BONET Emma	2008	FRA	ALLIANCE DIJON NATATION	---	36.67	1012 pts
QFB	12.	GUILLERM Enola	2008	FRA	CN VIRY-CHÂTILLON	---	36.78	1006 pts
QFB	13.	JOTHY Solene	2008	FRA	ASM CHAMALIERES NATATION	---	36.82	1004 pts
QFB	14.	BERING Jade	2008	FRA	SCHOELCHER NATATION 2000	---	36.87	1002 pts
QFB	15.	MIGLIORE Louisa	2008	FRA	NAUTIC CLUB NÎMES	---	36.98	996 pts
Bfb	16.	PELÉ-VALERO Anaïs	2008	FRA	GIRONDINS BORDEAUX	---	36.99	996 pts
Bfb	16.	SOLDERMANN Maeva	2008	FRA	DAUPHINS DE ST-LOUIS	---	36.99	996 pts
	18.	JOBERT Camille	2008	FRA	OLYMPIC NICE NATATION	---	37.11	990 pts
	19.	LEPRETRE Charlène	2008	FRA	AS LA TESTE	---	37.18	986 pts
	20.	ADOPO Eline	2008	FRA	DAUPHINS TOULOUSE OEC	---	37.20	985 pts
Br	21.	DELAIN Melissandre	2008	FRA	ANGERS NATATION	---	37.29	981 pts

Résultats

(Suite) Séries : 50 Brasse Dames - (Jeunes 3 : 13 ans)

[J1 : Sa 18/12/2021 - R1]

Br	21.	SANGARIA Sarah	2008	FRA	AQUATIC CLUB BOURGES	---	37.29	981 pts
	23.	POIROT Sidonie	2008	FRA	CN BRUNOY-ESSONNE	---	37.33	979 pts
	24.	SINAGRA Jade	2008	FRA	ES BLANQUEFORT	---	37.38	976 pts
	25.	TINKER Tess	2008	GBR	ANNEMASSE NATATION	---	37.49	971 pts
	26.	SALCZER Lilou	2008	FRA	ES MASSY NATATION	---	37.50	971 pts
	27.	BAKAYOKO Betty	2008	FRA	VAL D'ESSONNE MENNECY AQUA CLU	---	37.55	968 pts
	28.	SANLAVILLE Lou	2008	FRA	C NAUTIQUE DU GRÉSIVAUDAN	---	37.60	966 pts
	29.	BENBAKKAR Sherine	2008	FRA	CNO ST-GERMAIN-EN-LAYE	---	37.64	964 pts
	30.	SCHMITT Marie	2008	FRA	JEANNE D'ARC DRANCY	---	37.76	958 pts
	31.	AMUNDARAIN Martina	2008	ESP	A. URKIROLAK SJ DE LUZ-CIBOURE	---	37.79	956 pts
	32.	DEVANNE Emma	2008	FRA	SPN POITIERS	---	37.88	952 pts
	33.	KERVAREC Gaëlle	2008	FRA	DOUARNENEZ NATATION	---	37.97	947 pts
	34.	BENHAMOU Léa	2008	FRA	ST-DENIS RÉUNION	---	37.99	946 pts
	35.	DIMITRI Lise	2008	FRA	CSN GUYANCOURT	---	38.10	941 pts
	36.	DANDI Constance	2008	FRA	BORN ET EAU CLUB MIMIZAN	---	38.30	931 pts
	37.	BELHACHEMI Manare	2008	FRA	US VAIRES	---	38.35	929 pts
	38.	DEROIDE Louise	2008	FRA	UN PLOËRMEL	---	38.38	928 pts
	39.	PRIOLET Emma	2008	FRA	CN VIRY-CHÂTILLON	---	38.47	923 pts
	40.	BECKER Lola	2008	FRA	NEPTUNE CLUB DE FRANCE	---	38.49	922 pts
	41.	PIETTE Theodora	2008	FRA	CN ANTIBES	---	38.53	920 pts
	42.	MENDES Cassie	2008	FRA	CLUB DES NAGEURS DE BRIVE	---	38.58	918 pts
	43.	CLEMENT Lilly	2008	FRA	A.S.M BELFORT NATATION	---	38.63	916 pts
	44.	BOUSSARD Florie	2008	FRA	AMIENS METROPOLE NAT.	---	38.87	904 pts
	45.	JUPPIN Louise	2008	FRA	CHARLEVILLE-MÉZIÈRES NATATION	---	39.34	882 pts
	46.	BELKHELLADI Ines	2008	FRA	LES PHOENIX D'ANTONY	---	39.51	874 pts
	47.	NENIN CARRASCO Kelly	2008	FRA	CN ANTIBES	---	39.53	873 pts
	48.	TANGUY Yuna	2008	FRA	CN COUTANCES	---	39.83	859 pts
	49.	GUION ROIRO Kahaia	2008	FRA	OLYMPIQUE DE PIRAE	---	40.05	849 pts
	50.	MESSANT Camille	2008	FRA	ANGERS NATATION	---	41.27	793 pts
	51.	DAOUST Lena	2008	FRA	ANDERNOS ESPADONS THALASSA	---	43.58	693 pts

Séries : 50 Brasse Dames - (Jeunes 1 & 2 : 11 - 12 ans)

[J1 : Sa 18/12/2021 - R1]

QFA	1.	MONTRouGE ÉlisA	2009	FRA	ST-DENIS RÉUNION	---	35.77	1058 pts
QFA	2.	SAUZEAU Lilou	2009	FRA	SN VERSAILLES	---	35.86	1053 pts
QFA	3.	FORGEOIS Josephine	2009	FRA	WEPPEs NATATION	---	36.69	1011 pts
QFA	4.	HUSSON Pauline	2009	FRA	MONTAUBAN NATATION	---	37.32	979 pts
QFA	5.	MOULIN LE LOUARN Sterenn	2009	FRA	AAJB ENTENTE BLOIS	---	37.33	979 pts
QFA	6.	DELSART Ambre	2010	FRA	ES MASSY NATATION	---	37.39	976 pts
QFA	7.	LARDIER-PUIGDOMENECH Agatha	2009	FRA	C PAUL-BERT RENNES	---	37.46	973 pts
QFA	8.	GHEZAL Emilie	2010	FRA	DAUPHINS TOULOUSE OEC	---	38.16	938 pts
QFB	9.	RAZANATEFY Harena-Soa	2009	FRA	CN MELUN VAL DE SEINE	---	38.24	934 pts
QFB	10.	BOUILLENNE DUCHENNE Brunelle	2009	FRA	C.N DU FIUMORBU	---	38.25	934 pts
QFB	11.	RIMBAUD Anna	2009	FRA	ST-ETIENNE NATATION	---	38.57	918 pts
QFB	12.	ENON Mathilde	2009	FRA	THANN OLYMPIC N	---	38.74	910 pts
QFB	13.	HOADLEY Kalina	2010	FRA	OLORON NATATION 64	---	38.75	910 pts
QFB	14.	CHOPLIN Esther	2010	FRA	AC BOULOGNE-BILLANCOURT	---	38.77	909 pts
QFB	15.	LOPES Melody	2009	FRA	STADE FRANÇAIS O COURBEVOIE	---	38.80	907 pts
QFB	16.	CARLIER Melia	2009	FRA	CN COURRIÈRES	---	38.90	903 pts
	17.	LEFEBVRE Camille	2009	FRA	US COLOMIERS NATATION	---	38.94	901 pts
	18.	GENNARI Flavia	2009	FRA	OLYMPIC NICE NATATION	---	38.96	900 pts
	19.	ALLAIN Clémence	2010	FRA	DINAN NATATION SAUVETAGE	---	39.01	897 pts
	20.	BOGGIO Blandine	2009	FRA	CN CHALON-SUR-SAONE	---	39.18	889 pts

Résultats

(Suite) Séries : 50 Brasse Dames - (Jeunes 1 & 2 : 11 - 12 ans)

[J1 : Sa 18/12/2021 - R1]

21.	SCHEER Anaëlle	2010	FRA	STADE ST-LAURENT-DU-VAR NAT	---	39.24	886 pts
22.	GOILLON Ariane	2009	FRA	LYON NATATION METROPOLE	---	39.36	881 pts
23.	BARSANTI Juliana	2009	FRA	SN VERSAILLES	---	39.38	880 pts
24.	CALMELS Charline	2009	FRA	AQUACLUB LE PECQ MARLY	---	39.43	878 pts
25.	FONS Eléonore	2009	FRA	AC HYÈRES	---	39.45	877 pts
26.	DERR Louise	2009	FRA	CN SARREGUEMINES	---	39.78	861 pts
27.	PASCOUJAU Berenice	2009	FRA	GRENOBLE ALP'38	---	39.87	857 pts
28.	ERUDEL Maeva	2010	FRA	ST-DENIS RÉUNION	---	39.93	854 pts
29.	TIMO Ragihei-Kura	2010	FRA	OLYMPIQUE DE PIRAE	---	39.99	851 pts
30.	BOUGAULT Nell	2010	FRA	GIRONDINS BORDEAUX	---	40.03	850 pts
31.	LIMAM Yasmine	2010	FRA	C VIKINGS DE ROUEN	---	40.17	843 pts
32.	GUIVISSA Sayane	2009	FRA	L'ESPADON CN FORT-DE-FRANCE	---	40.38	833 pts
33.	FROGER DEPRES Olivia	2010	FRA	PONT DE CLAIX N GUC WP	---	40.44	831 pts
34.	MARTINEZ Tess	2010	FRA	CN ST-PIERRE RÉUNION	---	40.45	830 pts
35.	LESBATS Chiara	2010	FRA	OLYMPIC NICE NATATION	---	40.48	829 pts
36.	OUERFELLI Nesrine	2009	FRA	STADE FRANÇAIS O COURBEVOIE	---	40.60	823 pts
37.	MASSOU Alexia	2010	FRA	CNO ST-GERMAIN-EN-LAYE	---	40.62	823 pts
38.	HOUCHAM Lina	2010	FRA	AMIENS METROPOLE NAT.	---	40.68	820 pts
39.	TISSIER Teha	2010	FRA	CNO ST-GERMAIN-EN-LAYE	---	40.95	808 pts
40.	TISSIER Maelie	2010	FRA	MONTCEAU ON	---	41.22	795 pts
41.	BOULOUKBACHI Celia	2010	FRA	US VILLEJUIF NATATION	---	41.63	777 pts
42.	CARBONNIER Mily	2010	FRA	DUNKERQUE NATATION	---	42.19	753 pts
43.	AZZOUZ Yasmin	2010	FRA	CN MARSEILLE	---	42.89	723 pts
44.	SANOH Mariam	2010	FRA	SN MONTGERON	---	42.92	721 pts
45.	MORICHETTI Anna	2010	FRA	ANGERS NATATION	---	46.86	563 pts
---	KURZWEG Klervie	2009	FRA	CN POSSESSION		DSQ	

Résultats

[Cotation FFN]

Records du 50 Dos Messieurs

Meilleures Performances Françaises 14 ans: **27.67 DUTRIAUX Néo** (2007) FRA 18/12/2021 RENNES
 Meilleures Performances Françaises 13 ans: **29.10 FICHER Merlin** (2005) FRA 25/11/2018 MULHOUSE
 Meilleures Performances Françaises 12 ans: **30.27 DUTRIAUX Néo** (2007) FRA 13/07/2019 TARBES

CUMUL : 50 Dos Messieurs - (Jeunes 3 : 14 ans)

[J1 : Sa 18/12/2021 - R2]

1.	DUTRIAUX Néo	2007	FRA	OLYMPIC NICE NATATION	55.74
2.	AUDOUY Guillaume	2007	FRA	USB LONGWY NATATION	57.17
3.	BOCAERT Hugo	2007	FRA	BERCK NATATION	57.81
4.	BRAIZE Stann	2007	FRA	ES MASSY NATATION	58.07
5.	FADDA SAUVAGEOT Roméo-César	2007	FRA	CN CHALON-SUR-SAONE	58.08
6.	SCHLIENGER Lilian	2007	FRA	AMSL FRÉJUS	58.17
7.	HENAUT Célian	2007	FRA	EN CAEN	58.54
8.	POTTIER Estin	2007	FRA	CN LE MANS	58.76
9.	SEVIN Ewan	2007	FRA	STADE OLYMPIQUE CHAMBÉRY	58.86
10.	LOPEZ Thibaut	2007	FRA	ALLIANCE DIJON NATATION	59.30
11.	BROS Nathan	2007	FRA	OLIVET NATATION I'NOX	59.82
12.	HAMON Gabriel	2007	FRA	PLOEMEUR NATATION	59.90
13.	TAILLADE Clément	2007	FRA	NEPTUNE CLUB DE FRANCE	1:00.03
14.	MALERBAUD LEYRIS Esteban	2007	FRA	OLYMPIC NICE NATATION	1:00.08
15.	DELAIRE Mael	2007	FRA	STADE BÉTHUNE PÉLICAN CLUB	1:00.22
16.	CLEMENT Bastien	2007	FRA	S.M MONTROUGE	1:01.13

Finale A : 50 Dos Messieurs - (Jeunes 3 : 14 ans)

[J1 : Sa 18/12/2021 - R2]

1.	DUTRIAUX Néo	2007	FRA	OLYMPIC NICE NATATION	---	27.67	1128 pts	MPF14
2.	AUDOUY Guillaume	2007	FRA	USB LONGWY NATATION	---	28.35	1089 pts	
3.	SCHLIENGER Lilian	2007	FRA	AMSL FRÉJUS	---	28.92	1056 pts	
4.	BOCAERT Hugo	2007	FRA	BERCK NATATION	---	28.98	1053 pts	
4.	BRAIZE Stann	2007	FRA	ES MASSY NATATION	---	28.98	1053 pts	
6.	FADDA SAUVAGEOT Roméo-César	2007	FRA	CN CHALON-SUR-SAONE	---	29.05	1049 pts	
7.	POTTIER Estin	2007	FRA	CN LE MANS	---	29.26	1037 pts	
8.	LOPEZ Thibaut	2007	FRA	ALLIANCE DIJON NATATION	---	29.86	1003 pts	

Finale B : 50 Dos Messieurs - (Jeunes 3 : 14 ans)

[J1 : Sa 18/12/2021 - R2]

1.	HENAUT Célian	2007	FRA	EN CAEN	---	29.02	1050 pts	
2.	SEVIN Ewan	2007	FRA	STADE OLYMPIQUE CHAMBÉRY	---	29.31	1034 pts	
3.	BROS Nathan	2007	FRA	OLIVET NATATION I'NOX	---	29.75	1009 pts	
4.	MALERBAUD LEYRIS Esteban	2007	FRA	OLYMPIC NICE NATATION	---	29.97	997 pts	
5.	HAMON Gabriel	2007	FRA	PLOEMEUR NATATION	---	30.12	989 pts	
6.	DELAIRE Mael	2007	FRA	STADE BÉTHUNE PÉLICAN CLUB	---	30.18	986 pts	
7.	TAILLADE Clément	2007	FRA	NEPTUNE CLUB DE FRANCE	---	30.24	982 pts	
8.	CLEMENT Bastien	2007	FRA	S.M MONTROUGE	---	31.04	939 pts	

CUMUL : 50 Dos Messieurs - (Jeunes 1 & 2 : 12 - 13 ans)

[J1 : Sa 18/12/2021 - R2]

1.	ROUSSEAU Paul	2008	FRA	AMIENS METROPOLE NAT.	1:00.50
2.	OOPA Teherearii	2008	FRA	I MUA NATATION	1:00.63
3.	HADJ-RABAH Noa	2008	FRA	STADE CLERMONT NATATION	1:01.28
4.	GRÉGOIRE-CHARMASSON Matéo	2008	FRA	NAUTIC CLUB NÎMES	1:01.88
5.	REGA-PEZARD Byron	2008	FRA	OLYMPIC NICE NATATION	1:01.94
6.	KLIOUTCHKO Yael	2009	FRA	ALLIANCE DIJON NATATION	1:02.08
7.	MOREL Yanis	2008	FRA	DAUPHINS OBERNAI	1:02.56
8.	LAVITOLA Matteo	2008	FRA	CN ANTIBES	1:02.61

Résultats

(Suite) CUMUL : 50 Dos Messieurs - (Jeunes 1 & 2 : 12 - 13 ans)

[J1 : Sa 18/12/2021 - R2]

9.	VALO Maxence	2008	FRA	AURAY NATATION		1:02.83
10.	BOURLET Thomas	2008	FRA	GIRONDINS BORDEAUX		1:03.16
11.	DE VERA Max	2008	FRA	AC CHERBOURG EN COTENTIN		1:03.20
12.	BRESSON Théotime	2008	FRA	JN COMPIÈGNE		1:03.25
13.	KIMBALA Maxence	2008	FRA	AQUA CLUB PONTAULT-ROISSY		1:03.35
14.	FORESTIE Lenny	2008	FRA	AQUA GRIMPE MILLAU GRANDS CAUS		1:03.41
15.	BRUNET Victor	2008	FRA	CN CÉVENNES ALÈS		1:03.42
16.	DE VIVIE Yoann	2009	FRA	DAUPHINS TOULOUSE OEC		1:04.09

Finale A : 50 Dos Messieurs - (Jeunes 1 & 2 : 12 - 13 ans)

[J1 : Sa 18/12/2021 - R2]

1.	OOPA Teherearii	2008	FRA	I MUA NATATION	---	29.84	1004 pts
2.	ROUSSEAU Paul	2008	FRA	AMIENS METROPOLE NAT.	---	30.12	989 pts
3.	REGA-PEZARD Byron	2008	FRA	OLYMPIC NICE NATATION	---	30.41	973 pts
4.	HADJ-RABAH Noa	2008	FRA	STADE CLERMONT NATATION	---	30.42	972 pts
5.	GRÉGOIRE-CHARMASSON Matéo	2008	FRA	NAUTIC CLUB NÎMES	---	30.62	961 pts
5.	KLIOUTCHKO Yael	2009	FRA	ALLIANCE DIJON NATATION	---	30.62	961 pts
7.	LAVITOLA Matteo	2008	FRA	CN ANTIBES	---	31.26	927 pts
8.	KIMBALA Maxence	2008	FRA	AQUA CLUB PONTAULT-ROISSY	---	31.77	900 pts

Finale B : 50 Dos Messieurs - (Jeunes 1 & 2 : 12 - 13 ans)

[J1 : Sa 18/12/2021 - R2]

1.	VALO Maxence	2008	FRA	AURAY NATATION	---	30.88	947 pts
2.	MOREL Yanis	2008	FRA	DAUPHINS OBERNAI	---	30.96	943 pts
3.	FORESTIE Lenny	2008	FRA	AQUA GRIMPE MILLAU GRANDS CAUS	---	31.43	918 pts
4.	BOURLET Thomas	2008	FRA	GIRONDINS BORDEAUX	---	31.45	917 pts
5.	BRESSON Théotime	2008	FRA	JN COMPIÈGNE	---	31.46	916 pts
6.	BRUNET Victor	2008	FRA	CN CÉVENNES ALÈS	---	31.57	911 pts
7.	DE VERA Max	2008	FRA	AC CHERBOURG EN COTENTIN	---	31.59	909 pts
8.	DE VIVIE Yoann	2009	FRA	DAUPHINS TOULOUSE OEC	---	32.28	873 pts

Séries : 50 Dos Messieurs - (Jeunes 3 : 14 ans)

[J1 : Sa 18/12/2021 - R1]

QFA	1.	DUTRIAUX Néo	2007	FRA	OLYMPIC NICE NATATION	---	28.07	1105 pts
QFA	2.	AUDOUY Guillaume	2007	FRA	USB LONGWY NATATION	---	28.82	1062 pts
QFA	3.	BOCAERT Hugo	2007	FRA	BERCK NATATION	---	28.83	1061 pts
QFA	4.	FADDA SAUVAGEOT Roméo-César	2007	FRA	CN CHALON-SUR-SAONE	---	29.03	1050 pts
QFA	5.	BRAIZE Stann	2007	FRA	ES MASSY NATATION	---	29.09	1046 pts
QFA	6.	SCHLIENGER Lilian	2007	FRA	AMSL FRÉJUS	---	29.25	1037 pts
QFA	7.	LOPEZ Thibaut	2007	FRA	ALLIANCE DIJON NATATION	---	29.44	1027 pts
QFA	8.	POTTIER Estin	2007	FRA	CN LE MANS	---	29.50	1023 pts
QFB	9.	HENAUT Célian	2007	FRA	EN CAEN	---	29.52	1022 pts
QFB	10.	SEVIN Ewan	2007	FRA	STADE OLYMPIQUE CHAMBÉRY	---	29.55	1020 pts
QFB	11.	HAMON Gabriel	2007	FRA	PLOEMEUR NATATION	---	29.78	1008 pts
QFB	12.	TAILLADE Clément	2007	FRA	NEPTUNE CLUB DE FRANCE	---	29.79	1007 pts
QFB	13.	DELAIRE Mael	2007	FRA	STADE BÉTHUNE PÉLICAN CLUB	---	30.04	993 pts
QFB	14.	BROS Nathan	2007	FRA	OLIVET NATATION I'NOX	---	30.07	992 pts
QFB	15.	CLEMENT Bastien	2007	FRA	S.M MONTROUGE	---	30.09	990 pts
QFB	16.	MALERBAUD LEYRIS Esteban	2007	FRA	OLYMPIC NICE NATATION	---	30.11	989 pts
	17.	PELAGATTI Marc-Aurel	2007	FRA	C.N DU FLORIVAL	---	30.12	989 pts
	18.	DUVAUCHELLE Hugo	2007	FRA	AMIENS METROPOLE NAT.	---	30.19	985 pts
	19.	SAUVIGNON Sasha	2007	FRA	OLYMPIC NICE NATATION	---	30.20	984 pts
	20.	TAHIR-ERRE Ilian	2007	FRA	CANET 66 NATATION	---	30.30	979 pts
	21.	HASAPIS Stelio	2007	FRA	ERSTEIN AQUATIC CLUB	---	30.34	977 pts

Résultats

(Suite) Séries : 50 Dos Messieurs - (Jeunes 3 : 14 ans)

[J1 : Sa 18/12/2021 - R1]

22.	FORLER Nathan	2007	FRA	NATATION HOCHFELDEN	---	30.42	972 pts
23.	D'AGOSTINO Loris	2007	FRA	CN MARSEILLE	---	30.44	971 pts
24.	BOUSSION Augustin	2007	FRA	NEPTUNE CLUB DE FRANCE	---	30.47	970 pts
25.	KINTZ Matthieu	2007	FRA	CNP DE SAINT-LO	---	30.49	969 pts
26.	DELEBASSEE Julien	2007	FRA	AMBERIEU NAT BUGEY COTIERE	---	30.83	950 pts
27.	WERNER Eliot	2007	FRA	US TOUL	---	30.84	950 pts
28.	MIOT Lucas	2007	FRA	LILLE MÉTROPOLE NATATION	---	30.92	945 pts
29.	MALFAIT Téo	2007	FRA	NAT VILLEFRANCHE EN BEAUJOLAIS	---	30.96	943 pts
30.	HERBRECHT Benjamin	2007	FRA	CANARDS LA ROCHELLE	---	30.98	942 pts
31.	CARTER LE COZE Jude	2007	FRA	JN COMPIÈGNE	---	31.04	939 pts
32.	CHEVET Paul	2007	FRA	CN LE MANS	---	31.05	938 pts
33.	LEFAIT Mateo	2007	FRA	I MUA NATATION	---	31.09	936 pts
34.	DAUGE Leonard	2007	FRA	AQUA LONS BARRACUDAS	---	31.12	934 pts
35.	BAUDOIN Odilon	2007	FRA	JN COMPIÈGNE	---	31.15	933 pts
36.	GOMEZ Pierre	2007	FRA	CN LE PLESSIS-ROBINSON	---	31.18	931 pts
37.	LAKHDARI Adam	2007	FRA	US IVRY-SUR-SEINE	---	31.25	928 pts
38.	RENARD BERTRAND Artür	2007	FRA	EN TOURS	---	31.40	920 pts
39.	TATE John	2007	USA	CNO ST-GERMAIN-EN-LAYE	---	31.42	918 pts
Br	40. CAZAL Raphael	2007	FRA	ST-DENIS RÉUNION	---	31.45	917 pts
Br	40. NEUVILLE Marin	2007	FRA	CA ORSAY	---	31.45	917 pts
42.	COURROT Kerian	2007	FRA	DOUARNENEZ NATATION	---	31.51	914 pts
43.	VERGRACHT Eliot	2007	FRA	USM SARAN	---	31.54	912 pts
44.	CORNU Mathis	2007	FRA	CN ANTIBES	---	31.55	912 pts
45.	CASTREC Rémi	2007	FRA	DOUARNENEZ NATATION	---	31.58	910 pts
46.	RIGUIDEL Erwan	2007	FRA	CERGY PONTOISE NATATION	---	31.62	908 pts
47.	BENSOLTANE Samy	2007	FRA	CERGY PONTOISE NATATION	---	31.66	906 pts
48.	MERCADIEL Nathan	2007	FRA	US JEUNESSE MITRY-MORY	---	31.69	904 pts
49.	SCHERER Maxime	2007	FRA	AMIENS METROPOLE NAT.	---	31.79	899 pts
50.	DELECOLLE Camille	2007	FRA	LES PHOENIX D'ANTONY	---	32.32	871 pts
51.	CAPOGNA Benjamin	2007	FRA	TRIATHLON ROMANAIS PEAGEOIS	---	32.54	860 pts
52.	SAILLET Corentin	2007	FRA	YERRES NATATION	---	33.03	835 pts
53.	PERAN Noham	2007	FRA	CN MORLAIX	---	33.70	801 pts
---	LE BARS Paul	2007	FRA	ESPADON VÉLIZY-VILLACOUBLAY		DNS	dec

Séries : 50 Dos Messieurs - (Jeunes 1 & 2 : 12 - 13 ans)

[J1 : Sa 18/12/2021 - R1]

QFA	1.	ROUSSEAU Paul	2008	FRA	AMIENS METROPOLE NAT.	---	30.38	975 pts
QFA	2.	OOPA Teherearii	2008	FRA	I MUA NATATION	---	30.79	952 pts
QFA	3.	HADJ-RABAH Noa	2008	FRA	STADE CLERMONT NATATION	---	30.86	948 pts
QFA	4.	GRÉGOIRE-CHARMASSON Matéo	2008	FRA	NAUTIC CLUB NÎMES	---	31.26	927 pts
QFA	5.	LAVITOLA Matteo	2008	FRA	CN ANTIBES	---	31.35	922 pts
QFA	6.	KLIOUTCHKO Yael	2009	FRA	ALLIANCE DIJON NATATION	---	31.46	916 pts
QFA	7.	REGA-PEZARD Byron	2008	FRA	OLYMPIC NICE NATATION	---	31.53	913 pts
QFA	8.	KIMBALA Maxence	2008	FRA	AQUA CLUB PONTAULT-ROISSY	---	31.58	910 pts
QFB	9.	MOREL Yanis	2008	FRA	DAUPHINS OBERNAI	---	31.60	909 pts
QFB	10.	DE VERA Max	2008	FRA	AC CHERBOURG EN COTENTIN	---	31.61	908 pts
QFB	11.	BOURLET Thomas	2008	FRA	GIRONDINS BORDEAUX	---	31.71	903 pts
QFB	12.	BRESSON Théotime	2008	FRA	JN COMPIÈGNE	---	31.79	899 pts
QFB	13.	DE VIVIE Yoann	2009	FRA	DAUPHINS TOULOUSE OEC	---	31.81	898 pts
QFB	14.	BRUNET Victor	2008	FRA	CN CÉVENNES ALÈS	---	31.85	896 pts
QFB	15.	VALO Maxence	2008	FRA	AURAY NATATION	---	31.95	891 pts
QFB	16.	FORESTIE Lenny	2008	FRA	AQUA GRIMPE MILLAU GRANDS CAUS	---	31.98	889 pts
QFB	17.	ARRAUDEAU Martin	2008	FRA	ANCENIS COURSE NATATION	---	32.00	888 pts

Résultats

(Suite) Séries : 50 Dos Messieurs - (Jeunes 1 & 2 : 12 - 13 ans)

[J1 : Sa 18/12/2021 - R1]

	18.	LE BOURVELLEC Hugo	2008	FRA	A ASEC NATATION SAINT-PAUL REU	---	32.02	887 pts
	19.	MULLER Romain	2008	FRA	PAYS D'AIX NATATION	---	32.09	883 pts
Br	20.	DRYEPOND Simon	2009	FRA	GRAVELINES NATATION	---	32.18	879 pts
Br	20.	HANINI-MEYRAN Calel	2008	FRA	CN CANNES	---	32.18	879 pts
	22.	GRAVIER Victor	2009	FRA	ASM CHAMALIERES NATATION	---	32.23	876 pts
	23.	VODDEN Ryan	2008	GBR	CNO ST-GERMAIN-EN-LAYE	---	32.35	870 pts
	24.	CRISTOFINI Sauveur	2009	FRA	PAYS D'AIX NATATION	---	32.36	869 pts
	25.	MIRONNEAU Paul	2008	FRA	CLUB DES NAGEURS DE PARIS	---	32.47	864 pts
	26.	THOMAS Alexis	2008	FRA	CLAMART NATATION 92	---	32.49	863 pts
	27.	ARHAB BOTKO Mathias	2008	FRA	AS HERBLAY NATATION	---	32.54	860 pts
	28.	DOMBEK--MIRO Alexander	2008	FRA	AQUA VALLÉE-DE-CHEVREUSE	---	32.77	848 pts
Br	29.	DULLIER Gaspard	2008	FRA	US COLOMIERS NATATION	---	32.83	845 pts
Br	29.	TRAN Augustin	2009	FRA	US VILLEJUIF NATATION	---	32.83	845 pts
	31.	M'GOMRI Ilyan	2008	FRA	CN MARSEILLE	---	32.86	844 pts
	32.	TOMAS Léo	2008	FRA	SN VERSAILLES	---	32.96	839 pts
	33.	MARTEL Axel	2009	FRA	LILLE MÉTROPOLE NATATION	---	33.11	831 pts
	34.	RICCIO Mathias	2009	FRA	MULHOUSE ON	---	33.21	826 pts
Br	35.	GABRIEL Maël	2009	FRA	LA JEANNE NATATION PORT	---	33.22	825 pts
Br	35.	LEVY Dan	2009	FRA	PAYS D'AIX NATATION	---	33.22	825 pts
	37.	LAGROUH Adam	2008	FRA	SCA 2000 EVRY	---	33.23	825 pts
	38.	BOROT Antoine	2008	FRA	CN COUTANCES	---	33.36	818 pts
	39.	PETITFRÈRE Théo	2008	FRA	RACING CLUB ARRAS	---	33.42	815 pts
	40.	LABOUGLIE Francois	2009	FRA	SOISSONS NATATION SPORTIVE	---	33.49	812 pts
	41.	PERON Elyot	2009	FRA	AMBERIEU NAT BUGEY COTIERE	---	33.61	806 pts
	42.	MANUELLI Pierre-ange	2008	FRA	SN VERSAILLES	---	33.62	805 pts
Br	43.	GAUTHIER Gabriel	2008	FRA	AC BOULOGNE-BILLANCOURT	---	33.63	805 pts
Br	43.	LE BRUN Mahé	2009	FRA	AMSL FRÉJUS	---	33.63	805 pts
	45.	LIOTIER Aaron	2008	FRA	ALLIANCE DIJON NATATION	---	33.74	799 pts
	46.	JAEGY Julien	2009	FRA	DAUPHINS DE ST-LOUIS	---	33.95	789 pts
	47.	FRISON FRISCH Roman	2009	FRA	ASPTT TOULOUSE	---	34.00	787 pts
Br	48.	FROMENT Owen	2008	FRA	JEANNE D'ARC DRANCY	---	34.04	785 pts
Br	48.	PELLE Luca-Alexandru	2009	BEL	DENAIN NAT. PORTE DU HAINAUT	---	34.04	785 pts
	50.	FAHRNER Sasha	2009	FRA	CO VERNUILLET	---	34.11	781 pts
	51.	LECLERCQ Romain	2009	FRA	CN LUNEL	---	34.12	781 pts
	52.	BEKAERT Mathys	2009	FRA	DUNKERQUE NATATION	---	34.20	777 pts
	53.	NKALA LIASHCHYNSKI Vadim	2009	FRA	CLUB DES NAGEURS DE PARIS	---	34.55	760 pts
	54.	BREDOUX Aaron	2009	FRA	ST-NAZAIRE ATLANTIQUE NATATION	---	34.64	755 pts
	55.	FELICITE Alexis	2008	FRA	CERCLE NAGEURS ST-JOSEPH	---	34.66	755 pts
	56.	ISSA Marwan	2009	FRA	ST-DENIS RÉUNION	---	34.79	748 pts
	57.	WANDOWSKI-NOGUES Ethan	2009	FRA	VAL D'ESSONNE MENNECY AQUA CLU	---	34.96	740 pts
	58.	FOURNIER Alexis	2009	FRA	CN LUNEL	---	35.28	725 pts
	59.	CHELLAOUY Younes	2009	FRA	JEANNE D'ARC DRANCY	---	36.06	689 pts
	60.	MURACCIOLI Anakko	2009	FRA	AS MONACO NATATION	---	36.07	688 pts
	61.	MAILLOT Valentin	2009	FRA	LES DAUPHINS ST-LOUIS	---	36.37	674 pts
	---	DANIEL Armand	2008	FRA	NANTES NATATION			DSQ
	---	PETIT Antoine	2008	FRA	AS MONACO NATATION			DNS dec

Résultats

[Cotation FFN]

Records du 50 Nage Libre Dames

Meilleures Performances Françaises 14 ans: **26.31** WISSOCQ Léa (1995) FRA 23/07/2009 TAMPERE
 Meilleures Performances Françaises 13 ans: **26.96** CACHOT Albane (2007) FRA 19/12/2020 TOULOUSE
 Meilleures Performances Françaises 12 ans: **27.99** ALMEIDA Léana (2001) FRA 31/05/2013 CHALON SUR SAONE
 Meilleures Performances Françaises 11 ans: **28.36** HOAREAU Sarah (2010) FRA 18/12/2021 RENNES

CUMUL : 50 Nage Libre Dames - (Jeunes 3 : 13 ans)

[J1 : Sa 18/12/2021 - R2]

1.	RAHAL Dina	2008	FRA	AMSL FRÉJUS	55.20
2.	ROQUES Tamara	2008	FRA	MONTPELLIER METROPOLE NATATION	55.27
3.	CAMPERGUE Tilia	2008	FRA	DAUPHINS TOULOUSE OEC	55.37
4.	BESSARD Maeline	2008	FRA	NAT VILLEFRANCHE EN BEAUJOLAIS	55.87
5.	CRIPPS Amélia	2008	FRA	SPN POITIERS	55.93
6.	SOLDERMANN Maeva	2008	FRA	DAUPHINS DE ST-LOUIS	56.14
7.	BARRANGER Clara	2008	FRA	CANET 66 NATATION	56.52
8.	PARENTEAU Maëlys	2008	FRA	DAUPHINS TOULOUSE OEC	56.69
9.	PIROTH Lucille	2008	FRA	DAUPHINS TOULOUSE OEC	56.71
10.	DESHAGETTE Chloé	2008	FRA	L'ESPADON CN FORT-DE-FRANCE	56.77
11.	LOAËC Clémence	2008	FRA	CN BREST	56.95
12.	JOTHY Solene	2008	FRA	ASM CHAMALIERES NATATION	57.15
13.	BERING Jade	2008	FRA	SCHOELCHER NATATION 2000	57.44
14.	SIMEON-KNAEBEL Lilie	2008	FRA	E.P SEMEAC TARBES NAT	57.50
15.	DAISE Elsa	2008	FRA	ASPTT NANCY	57.97
16.	GAUTHIER Jeanne-Lise	2008	FRA	CN CHALON-SUR-SAONE	57.99

Finale A : 50 Nage Libre Dames - (Jeunes 3 : 13 ans)

[J1 : Sa 18/12/2021 - R2]

1.	CAMPERGUE Tilia	2008	FRA	DAUPHINS TOULOUSE OEC	---	27.45	1126 pts
2.	ROQUES Tamara	2008	FRA	MONTPELLIER METROPOLE NATATION	---	27.48	1124 pts
3.	RAHAL Dina	2008	FRA	AMSL FRÉJUS	---	27.56	1118 pts
4.	BESSARD Maeline	2008	FRA	NAT VILLEFRANCHE EN BEAUJOLAIS	---	27.61	1114 pts
5.	CRIPPS Amélia	2008	FRA	SPN POITIERS	---	27.85	1097 pts
6.	SOLDERMANN Maeva	2008	FRA	DAUPHINS DE ST-LOUIS	---	27.94	1091 pts
7.	BARRANGER Clara	2008	FRA	CANET 66 NATATION	---	28.16	1076 pts
8.	PARENTEAU Maëlys	2008	FRA	DAUPHINS TOULOUSE OEC	---	28.24	1070 pts

Finale B : 50 Nage Libre Dames - (Jeunes 3 : 13 ans)

[J1 : Sa 18/12/2021 - R2]

1.	DESHAGETTE Chloé	2008	FRA	L'ESPADON CN FORT-DE-FRANCE	---	28.15	1077 pts
2.	PIROTH Lucille	2008	FRA	DAUPHINS TOULOUSE OEC	---	28.19	1074 pts
3.	LOAËC Clémence	2008	FRA	CN BREST	---	28.33	1064 pts
4.	JOTHY Solene	2008	FRA	ASM CHAMALIERES NATATION	---	28.60	1046 pts
5.	BERING Jade	2008	FRA	SCHOELCHER NATATION 2000	---	28.68	1040 pts
6.	SIMEON-KNAEBEL Lilie	2008	FRA	E.P SEMEAC TARBES NAT	---	28.83	1030 pts
7.	DAISE Elsa	2008	FRA	ASPTT NANCY	---	29.22	1004 pts
8.	GAUTHIER Jeanne-Lise	2008	FRA	CN CHALON-SUR-SAONE	---	29.33	996 pts

CUMUL : 50 Nage Libre Dames - (Jeunes 1 & 2 : 11 - 12 ans)

[J1 : Sa 18/12/2021 - R2]

1.	THIBULT Clara	2009	FRA	ASPTT NANCY	57.01
2.	HOAREAU Sarah	2010	FRA	CN CHALON-SUR-SAONE	57.19
3.	VINCESLAS Delphine	2009	FRA	L'ESPADON CN FORT-DE-FRANCE	57.28
4.	AZIZI Lilia	2009	FRA	SN VERSAILLES	57.37
5.	JAFFUEL Ella	2009	FRA	CNO ST-GERMAIN-EN-LAYE	58.50
6.	BRUKARZ Chiara	2009	FRA	CN MENTON	58.52
6.	GARNIER Coline	2009	FRA	DAUPHINS MATHEYSINS	58.52
8.	SORHAINDO Mathilde	2009	FRA	FRANCOIS NATATION CLUB	58.57

Résultats

(Suite) CUMUL : 50 Nage Libre Dames - (Jeunes 1 & 2 : 11 - 12 ans)

[J1 : Sa 18/12/2021 - R2]

9.	GAUTIER Alwena	2009	FRA	CERCLE DES NAGEURS ST-BRIEUC		58.61
10.	LELONG Lola	2009	FRA	LILLE MÉTROPOLE NATATION		59.02
11.	LECARPENTIER Lalie	2009	FRA	AC CHERBOURG EN COTENTIN		59.14
12.	BONNARD Heimaruiti	2009	FRA	FENUA SAUVETAGE NATATION		59.24
13.	BINIGUER Arwen	2009	FRA	MONTPELLIER PAILLADE NATATION		59.28
14.	CAZAL Julie	2009	FRA	AQUATIC CLUB DE L'EST REUNION		59.47
15.	ARCHAMBAULT Océane	2009	FRA	AS MONACO NATATION		59.55
16.	BRUYAT Maelys	2009	FRA	DAUPHINS ROMANAIS PÉAGEOIS		59.61

Finale A : 50 Nage Libre Dames - (Jeunes 1 & 2 : 11 - 12 ans)

[J1 : Sa 18/12/2021 - R2]

1.	THIBULT Clara	2009	FRA	ASPTT NANCY	---	28.28	1068 pts
2.	VINCESLAS Delphine	2009	FRA	L'ESPADON CN FORT-DE-FRANCE	---	28.38	1061 pts
3.	AZIZI Lilia	2009	FRA	SN VERSAILLES	---	28.59	1046 pts
4.	HOAREAU Sarah	2010	FRA	CN CHALON-SUR-SAONE	---	28.83	1030 pts
5.	SORHAINDO Mathilde	2009	FRA	FRANCOIS NATATION CLUB	---	29.11	1011 pts
6.	BRUKARZ Chiara	2009	FRA	CN MENTON	---	29.14	1009 pts
7.	GAUTIER Alwena	2009	FRA	CERCLE DES NAGEURS ST-BRIEUC	---	29.23	1003 pts
8.	CAZAL Julie	2009	FRA	AQUATIC CLUB DE L'EST REUNION	---	30.03	950 pts

Finale B : 50 Nage Libre Dames - (Jeunes 1 & 2 : 11 - 12 ans)

[J1 : Sa 18/12/2021 - R2]

1.	GARNIER Coline	2009	FRA	DAUPHINS MATHEYSINS	---	28.96	1021 pts
1.	JAFFUEL Ella	2009	FRA	CNO ST-GERMAIN-EN-LAYE	---	28.96	1021 pts
3.	BONNARD Heimaruiti	2009	FRA	FENUA SAUVETAGE NATATION	---	29.53	983 pts
4.	LELONG Lola	2009	FRA	LILLE MÉTROPOLE NATATION	---	29.55	982 pts
5.	LECARPENTIER Lalie	2009	FRA	AC CHERBOURG EN COTENTIN	---	29.64	976 pts
6.	BINIGUER Arwen	2009	FRA	MONTPELLIER PAILLADE NATATION	---	29.65	975 pts
7.	ARCHAMBAULT Océane	2009	FRA	AS MONACO NATATION	---	29.90	959 pts
8.	BRUYAT Maelys	2009	FRA	DAUPHINS ROMANAIS PÉAGEOIS	---	30.02	951 pts

Séries : 50 Nage Libre Dames - (Jeunes 3 : 13 ans)

[J1 : Sa 18/12/2021 - R1]

QFA	1.	RAHAL Dina	2008	FRA	AMSL FRÉJUS	---	27.64	1112 pts
QFA	2.	ROQUES Tamara	2008	FRA	MONTPELLIER METROPOLE NATATION	---	27.79	1102 pts
QFA	3.	CAMPERGUE Tilia	2008	FRA	DAUPHINS TOULOUSE OEC	---	27.92	1093 pts
QFA	4.	CRIPPS Amélia	2008	FRA	SPN POITIERS	---	28.08	1081 pts
QFA	5.	SOLDERMANN Maeva	2008	FRA	DAUPHINS DE ST-LOUIS	---	28.20	1073 pts
QFA	6.	BESSARD Maeline	2008	FRA	NAT VILLEFRANCHE EN BEAUJOLAIS	---	28.26	1069 pts
QFA	7.	BARRANGER Clara	2008	FRA	CANET 66 NATATION	---	28.36	1062 pts
QFA	8.	PARENTEAU Maëlys	2008	FRA	DAUPHINS TOULOUSE OEC	---	28.45	1056 pts
QFB	9.	PIROTH Lucille	2008	FRA	DAUPHINS TOULOUSE OEC	---	28.52	1051 pts
QFB	10.	JOTHY Solene	2008	FRA	ASM CHAMALIERES NATATION	---	28.55	1049 pts
QFB	11.	DESHAGETTE Chloé	2008	FRA	L'ESPADON CN FORT-DE-FRANCE	---	28.62	1044 pts
QFB	11.	LOAËC Clémence	2008	FRA	CN BREST	---	28.62	1044 pts
QFB	13.	GAUTHIER Jeanne-Lise	2008	FRA	CN CHALON-SUR-SAONE	---	28.66	1041 pts
QFB	14.	SIMEON-KNAEBEL Lilie	2008	FRA	E.P SEMEAC TARBES NAT	---	28.67	1041 pts
QFB	15.	RAY Lea	2008	FRA	CNS VALLAURIS	---	28.73	1037 pts
QFB	16.	DAISE Elsa	2008	FRA	ASPTT NANCY	---	28.75	1035 pts
Br	17.	BERING Jade	2008	FRA	SCHOELCHER NATATION 2000	---	28.76	1035 pts
Br	17.	LOMBARDO Chloé	2008	FRA	NATATION HOCHFELDEN	---	28.76	1035 pts
	19.	DEBLOCK Lola	2008	FRA	MONTPELLIER METROPOLE NATATION	---	28.79	1033 pts
	20.	DA SILVA Ambre	2008	FRA	AS LA TESTE	---	28.85	1029 pts
	21.	THOMAS Saphir	2008	FRA	SCHOELCHER NATATION 2000	---	28.89	1026 pts

Résultats

(Suite) Séries : 50 Nage Libre Dames - (Jeunes 3 : 13 ans)

[J1 : Sa 18/12/2021 - R1]

22.	DUPUPED Lou-Anne	2008	FRA	LYON NATATION METROPOLE	---	28.97	1020 pts
23.	BOHLER Alicia	2008	FRA	DAUPHINS OBERNAI	---	28.99	1019 pts
24.	CALECKI Emma	2008	FRA	US VILLEJUIF NATATION	---	29.04	1016 pts
Br	25. GRANGEON Lucille	2008	FRA	CN MARSEILLE	---	29.08	1013 pts
Br	25. VOSGHIEEN Maella	2008	FRA	DINARD OLYMPIQUE N	---	29.08	1013 pts
27.	DAOUST Lena	2008	FRA	ANDERNOS ESPADONS THALASSA	---	29.12	1010 pts
28.	ARMATOL Garance	2008	FRA	MONTÉLIMAR NAUTIC CLUB	---	29.14	1009 pts
29.	JULIAN Philippine	2008	FRA	C PAUL-BERT RENNES	---	29.16	1008 pts
30.	DELAIN Melissandre	2008	FRA	ANGERS NATATION	---	29.17	1007 pts
31.	BERNHARDT Léonie	2008	FRA	ERSTEIN AQUATIC CLUB	---	29.21	1004 pts
Br	32. AMESCUA Natalia	2008	USA	CNO ST-GERMAIN-EN-LAYE	---	29.24	1002 pts
Br	32. MANALLAH Ilyana	2008	FRA	GRENOBLE ALP'38	---	29.24	1002 pts
Br	34. BOUCHE DUDOUS Lilou	2008	FRA	CN FONTAINEBLEAU-AVON	---	29.25	1002 pts
Br	34. TOURNAY Sarah	2008	FRA	CNO ST-GERMAIN-EN-LAYE	---	29.25	1002 pts
36.	JAQUEROD Lilou	2008	FRA	C VIKINGS DE ROUEN	---	29.27	1000 pts
37.	SERRA Carla	2008	FRA	CANET 66 NATATION	---	29.28	1000 pts
38.	DANIAUD Nora	2008	FRA	DAUPHINS D'ANNECY	---	29.34	996 pts
39.	ADOPO Eline	2008	FRA	DAUPHINS TOULOUSE OEC	---	29.38	993 pts
40.	PETILLON Constance	2008	FRA	ANGERS NATATION	---	29.42	990 pts
41.	LEPROVOST Nina	2008	FRA	AQUA CLUB PONTAULT-ROISSY	---	29.47	987 pts
Br	42. GACHET Lucie	2008	FRA	ANCENIS COURSE NATATION	---	29.50	985 pts
Br	42. TROUVE Lyne	2008	FRA	CLUB DE NATATION DE SASSENAGE	---	29.50	985 pts
44.	RESSENCOURT Mia	2008	FRA	TARBES NAUTIC CLUB	---	29.51	984 pts
45.	RICHARD Armelle	2008	FRA	HAGUE NATATION	---	29.53	983 pts
46.	BIZE Eva	2008	FRA	SN VERSAILLES	---	29.54	982 pts
Br	47. CHUPIN Lucia	2008	FRA	CN FONTAINEBLEAU-AVON	---	29.55	982 pts
Br	47. DIMITRI Lise	2008	FRA	CSN GUYANCOURT	---	29.55	982 pts
Br	49. CABIOCH Leonie	2008	FRA	CSN GUYANCOURT	---	29.56	981 pts
Br	49. RICHARD Soizic	2008	FRA	HAGUE NATATION	---	29.56	981 pts
Br	51. BARTHE DE MONTMEJAN Alice	2008	FRA	DAUPHINS TOULOUSE OEC	---	29.57	980 pts
Br	51. MIGLIORE Louisa	2008	FRA	NAUTIC CLUB NÎMES	---	29.57	980 pts
Br	53. AVENEL Margot	2008	FRA	DAUPHINS DE ST-LOUIS	---	29.59	979 pts
Br	53. REMY-DAUTRICOURT Apoline	2008	FRA	CN EPINAL	---	29.59	979 pts
55.	PLOQUIN KEROUREDAN Anna	2008	FRA	DOUARNENEZ NATATION	---	29.60	978 pts
56.	REBBOAH Zehava	2008	FRA	GRENOBLE ALP'38	---	29.61	978 pts
57.	SANDOVAL Noélie	2008	FRA	CN CÉVENNES ALÈS	---	29.63	976 pts
58.	BARDEUR Agnes-Emilie	2008	FRA	CAPRICORNE SUD N ST-PIERRE	---	29.67	974 pts
59.	MALINGE Jade	2008	FRA	ANGERS NATATION	---	29.69	972 pts
Br	60. AMIR-TAHMASSEB-BERTHET Prune	2008	FRA	NOGENT NATATION 94	---	29.71	971 pts
Br	60. VAN NOORT Lynn	2008	FRA	ETUDIANT CLUB ORLEANS NATATION	---	29.71	971 pts
62.	TAUMIHAU-GATIEN Vaihau	2008	FRA	I MUA NATATION	---	29.76	968 pts
63.	POLETTI Maria-Francesca	2008	FRA	G.F.C AJACCIO	---	29.77	967 pts
64.	GRONDIN Julia-Maëly	2008	FRA	CLUB DES NAGEURS TAMPONNAIS	---	29.79	966 pts
65.	RADOVICI Giulia	2008	FRA	CN CÉVENNES ALÈS	---	29.80	965 pts
66.	SIMON Julie	2008	FRA	AC MOLSHEIM MUTZIG	---	29.81	965 pts
67.	HASCOET Faustine	2008	FRA	UNION QUIMPER NATATION	---	29.85	962 pts
68.	SANLAVILLE Lou	2008	FRA	C NAUTIQUE DU GRÉSIVAUDAN	---	29.88	960 pts
69.	MARTIN Lison	2008	FRA	NAUTIC CLUB RAMBOUILLET	---	29.92	957 pts
70.	CARBONNIER Zélie	2008	FRA	DUNKERQUE NATATION	---	29.93	957 pts
71.	CHAPEL Annabelle	2008	FRA	NEPTUNE CLUB DE FRANCE	---	29.95	955 pts
72.	MARQUE Lola	2008	FRA	CN NEUFCHÂTEAU	---	30.00	952 pts
73.	BAKAYOKO Betty	2008	FRA	VAL D'ESSONNE MENNECY AQUA CLU	---	30.01	951 pts
74.	DARRIGADE Miia	2008	FRA	CN ANTIBES	---	30.06	948 pts

Résultats

(Suite) Séries : 50 Nage Libre Dames - (Jeunes 3 : 13 ans)

[J1 : Sa 18/12/2021 - R1]

75.	KLINK Manon	2008	FRA	DAUPHINS DE ST-LOUIS	---	30.07	948 pts
76.	MORETTI Angie	2008	FRA	OLYMPIC NICE NATATION	---	30.09	946 pts
77.	BONET Emma	2008	FRA	ALLIANCE DIJON NATATION	---	30.14	943 pts
78.	FRAISSINET Ina-Moune	2008	FRA	SCHOELCHER NATATION 2000	---	30.16	942 pts
79.	RICHARD Alice	2008	FRA	OLIVET NATATION I'NOX	---	30.17	941 pts
80.	CLEMENT Lilly	2008	FRA	A.S.M BELFORT NATATION	---	30.26	935 pts
81.	AMUNDARAIN Martina	2008	ESP	A. URKIOLAK SJ DE LUZ-CIBOURE	---	30.29	933 pts
82.	CAMI Zélie	2008	FRA	AMIENS METROPOLE NAT.	---	30.32	931 pts
83.	MANIN Cyrielle	2008	FRA	LONGVILLIERS CLUB	---	30.33	931 pts
84.	VERSCHUERE Capucine	2008	FRA	P.V GRANDVILLIERS NATATION	---	30.39	927 pts
85.	SANGARIA Sarah	2008	FRA	AQUATIC CLUB BOURGES	---	30.45	923 pts
86.	BELKHELLADI Ines	2008	FRA	LES PHOENIX D'ANTONY	---	30.51	919 pts
87.	BECKER Lola	2008	FRA	NEPTUNE CLUB DE FRANCE	---	30.53	918 pts
88.	FOURNIER DEWILDE Maud	2008	FRA	P.V GRANDVILLIERS NATATION	---	30.55	917 pts
89.	JARDON Louann	2008	FRA	AQUA CLUB PONTAULT-ROISSY	---	30.62	912 pts
90.	FALLA Prisca	2008	FRA	AAS SARCELLES NATATION 95	---	31.00	888 pts
91.	PEBORDE-CESCAU Luna	2008	FRA	VAL DE L'EYRE NATATION	---	31.40	863 pts
92.	TERREE Aurore	2008	FRA	A ASEC NATATION SAINT-PAUL REU	---	31.78	840 pts
---	BOURBIA Laure	2008	FRA	US VILLEJUIF NATATION		DNS	
---	BURNET Romane	2008	FRA	STADE OLYMPIQUE CHAMBÉRY		DNS	

Séries : 50 Nage Libre Dames - (Jeunes 1 & 2 : 11 - 12 ans)

[J1 : Sa 18/12/2021 - R1]

QFA	1.	HOAREAU Sarah	2010	FRA	CN CHALON-SUR-SAONE	---	28.36	1062 pts	MPF11
QFA	2.	THIBULT Clara	2009	FRA	ASPTT NANCY	---	28.73	1037 pts	
QFA	3.	AZIZI Lilia	2009	FRA	SN VERSAILLES	---	28.78	1033 pts	
QFA	4.	VINCESLAS Delphine	2009	FRA	L'ESPADON CN FORT-DE-FRANCE	---	28.90	1025 pts	
QFA	5.	BRUKARZ Chiara	2009	FRA	CN MENTON	---	29.38	993 pts	
QFA	5.	GAUTIER Alwena	2009	FRA	CERCLE DES NAGEURS ST-BRIEUC	---	29.38	993 pts	
QFA	7.	CAZAL Julie	2009	FRA	AQUATIC CLUB DE L'EST REUNION	---	29.44	989 pts	
QFA	8.	SORHAINDO Mathilde	2009	FRA	FRANCOIS NATATION CLUB	---	29.46	988 pts	
QFB	9.	LELONG Lola	2009	FRA	LILLE MÉTROPOLE NATATION	---	29.47	987 pts	
QFB	10.	LECARPENTIER Lalie	2009	FRA	AC CHERBOURG EN COTENTIN	---	29.50	985 pts	
QFB	11.	JAFFUEL Ella	2009	FRA	CNO ST-GERMAIN-EN-LAYE	---	29.54	982 pts	
QFB	12.	GARNIER Coline	2009	FRA	DAUPHINS MATHEYSINS	---	29.56	981 pts	
QFB	13.	BRUYAT Maelys	2009	FRA	DAUPHINS ROMANAIS PÉAGEOIS	---	29.59	979 pts	
QFB	14.	BINIGUER Arwen	2009	FRA	MONTPELLIER PAILLADE NATATION	---	29.63	976 pts	
QFB	15.	ARCHAMBAULT Océane	2009	FRA	AS MONACO NATATION	---	29.65	975 pts	
QFB	16.	BONNARD Heimaruiti	2009	FRA	FENUA SAUVETAGE NATATION	---	29.71	971 pts	
	17.	XAYGNABOUN-MOUNIER Laurine	2009	FRA	CA ORSAY	---	29.78	967 pts	
	18.	LECHEVALIER Jeanne	2009	FRA	AMIENS METROPOLE NAT.	---	29.80	965 pts	
	19.	MONTROUGE Élisabeth	2009	FRA	ST-DENIS RÉUNION	---	29.92	957 pts	
	20.	FORGEOIS Josephine	2009	FRA	WEPPEES NATATION	---	29.94	956 pts	
	21.	BESSARD Melina	2009	FRA	NAT VILLEFRANCHE EN BEAUJOLAIS	---	29.99	953 pts	
	22.	RAULT Anais	2009	FRA	CNO ST-GERMAIN-EN-LAYE	---	30.06	948 pts	
	23.	ALL TAMBA Roxane	2009	FRA	CNO ST-GERMAIN-EN-LAYE	---	30.07	948 pts	
	24.	BOURNE Raiyani	2009	FRA	I MUA NATATION	---	30.19	940 pts	
	25.	GIGANON Morgane	2009	FRA	MONTLUÇON NATATION	---	30.20	939 pts	
	26.	MOULIN LE LOUARN Sterenn	2009	FRA	AAJB ENTENTE BLOIS	---	30.21	938 pts	
Br	27.	FONS Éléonore	2009	FRA	AC HYÈRES	---	30.30	933 pts	
Br	27.	WUNSCHÉL GELIN Romane	2009	FRA	ALLIANCE DIJON NATATION	---	30.30	933 pts	
	29.	GAUDET Clélia	2009	FRA	NAT VILLEFRANCHE EN BEAUJOLAIS	---	30.36	929 pts	
	30.	ALLAIN Clémence	2010	FRA	DINAN NATATION SAUVETAGE	---	30.40	926 pts	

Résultats

(Suite) Séries : 50 Nage Libre Dames - (Jeunes 1 & 2 : 11 - 12 ans)

[J1 : Sa 18/12/2021 - R1]

	31.	SOROMAN Malia	2009	FRA	L'ESPADON CN FORT-DE-FRANCE	---	30.44	924 pts
Br	32.	BUATOIS Eva	2009	FRA	ALLIANCE DIJON NATATION	---	30.55	917 pts
Br	32.	ROULOFF Penelope	2009	FRA	A ASEC NATATION SAINT-PAUL REU	---	30.55	917 pts
	34.	MOREL Chloé	2009	FRA	L'ESPADON CN FORT-DE-FRANCE	---	30.69	908 pts
	35.	EUGENE Anne-Laure	2009	FRA	L'ESPADON CN FORT-DE-FRANCE	---	30.75	904 pts
	36.	LE ROUX Eden	2010	FRA	CN BREST	---	30.77	903 pts
Br	37.	DURET Ava	2009	FRA	THANN OLYMPIC N	---	30.79	901 pts
Br	37.	STRADY Clementine	2010	FRA	ES MASSY NATATION	---	30.79	901 pts
	39.	RAZANATEFY Harena-Soa	2009	FRA	CN MELUN VAL DE SEINE	---	30.86	897 pts
	40.	RIMBAUD Anna	2009	FRA	ST-ETIENNE NATATION	---	30.90	894 pts
Br	41.	BORNI Inès	2009	FRA	DAUPHINS TOULOUSE OEC	---	30.99	889 pts
Br	41.	HENNEQUIN Juliette	2009	FRA	CN AVRANCHES	---	30.99	889 pts
	43.	VENTURA Vanessa	2010	FRA	C VIKINGS DE ROUEN	---	31.00	888 pts
	44.	TSIA-KING-FUNG Sarah	2009	FRA	ST-DENIS RÉUNION	---	31.03	886 pts
	45.	LARDIER-PUIGDOMENECH Agatha	2009	FRA	C PAUL-BERT RENNES	---	31.20	875 pts
	46.	MATTEL Louisa	2009	FRA	SC THIONVILLE	---	31.22	874 pts
	47.	BETTIOUI Ferroudja	2010	FRA	SN MONTGERON	---	31.35	866 pts
	48.	DUPONT Romane	2010	FRA	WEPPESS NATATION	---	31.36	866 pts
	49.	KURZWEG Klervie	2009	FRA	CN POSSESSION	---	31.58	852 pts
	50.	SCHEER Anaëlle	2010	FRA	STADE ST-LAURENT-DU-VAR NAT	---	31.64	848 pts
	51.	CARBONNIER Milly	2010	FRA	DUNKERQUE NATATION	---	31.76	841 pts
	52.	MARTINEZ Tess	2010	FRA	CN ST-PIERRE RÉUNION	---	32.37	804 pts
	53.	DELSART Ambre	2010	FRA	ES MASSY NATATION	---	32.40	802 pts
	54.	ERUDEL Maeva	2010	FRA	ST-DENIS RÉUNION	---	32.73	782 pts
	55.	BORDIER Elsa	2010	FRA	A ASEC NATATION SAINT-PAUL REU	---	33.01	766 pts
	56.	HOADLEY Kalina	2010	FRA	OLORON NATATION 64	---	33.29	750 pts
	57.	FROGER DEPRES Olivia	2010	FRA	PONT DE CLAIX N GUC WP	---	33.68	727 pts
	58.	SANOH Mariam	2010	FRA	SN MONTGERON	---	35.95	604 pts

Résultats

[Cotation FFN]

Records du 200 Dos Dames

Meilleures Performances Françaises 14 ans: **2:16.32** JUGNET Marie (1993) FRA 24/07/2007 BELGRADE
 Meilleures Performances Françaises 13 ans: **2:21.15** JUGNET Marie (1993) FRA 12/05/2006 TOURS
 Meilleures Performances Françaises 12 ans: **2:27.78** LEFEBVRE Louise (2003) FRA 20/12/2015 NÎMES
 Meilleures Performances Françaises 11 ans: **2:35.17** SANANIKONE Emma (2010) FRA 18/12/2021 RENNES

CUMUL : 200 Dos Dames - (Jeunes 3 : 13 ans)

[J1 : Sa 18/12/2021 - R2]

1.	TINKER Tess	2008	GBR	ANNEMASSE NATATION	4:56.23
2.	SIMON Gabriela	2008	FRA	NANTES NATATION	4:57.39
3.	RAY Lea	2008	FRA	CNS VALLAURIS	4:57.92
4.	NORMAND Charlotte	2008	FRA	MONTPELLIER METROPOLE NATATION	4:59.49
5.	RICHARD Clemence	2008	FRA	TRI-AVENTURE PAYS DE FONTAINEB	5:01.55
6.	KLINK Manon	2008	FRA	DAUPHINS DE ST-LOUIS	5:05.13
7.	BURNET Romane	2008	FRA	STADE OLYMPIQUE CHAMBÉRY	5:05.41
8.	RESSENCOURT Mia	2008	FRA	TARBES NAUTIC CLUB	5:06.12
9.	AVENEL Margot	2008	FRA	DAUPHINS DE ST-LOUIS	5:08.10
10.	BOUCHE DUDOUS Lilou	2008	FRA	CN FONTAINEBLEAU-AVON	5:08.13
11.	LOURADOUR Anaïs	2008	FRA	DAUPHINS TOULOUSE OEC	5:09.12
12.	COLINCHARD Sarah	2008	FRA	SOISSONS NATATION SPORTIVE	5:09.99
13.	DA SILVA Ambre	2008	FRA	AS LA TESTE	5:10.65
14.	NENIN CARRASCO Kelly	2008	FRA	CN ANTIBES	5:11.75
15.	OUERRAT Thana	2008	FRA	CN EPINAL	5:11.82
16.	TABIASCO Leonore	2008	FRA	OLYMPIQUE LA GARENNE-COLOMBES	5:13.00

Finale A : 200 Dos Dames - (Jeunes 3 : 13 ans)

[J1 : Sa 18/12/2021 - R2]

1.	TINKER Tess	2008	GBR	ANNEMASSE NATATION	---	2:27.63	1046 pts
2.	SIMON Gabriela	2008	FRA	NANTES NATATION	---	2:27.75	1045 pts
3.	NORMAND Charlotte	2008	FRA	MONTPELLIER METROPOLE NATATION	---	2:29.27	1025 pts
4.	RAY Lea	2008	FRA	CNS VALLAURIS	---	2:30.43	1010 pts
5.	RICHARD Clemence	2008	FRA	TRI-AVENTURE PAYS DE FONTAINEB	---	2:31.16	1001 pts
6.	RESSENCOURT Mia	2008	FRA	TARBES NAUTIC CLUB	---	2:32.99	977 pts
7.	KLINK Manon	2008	FRA	DAUPHINS DE ST-LOUIS	---	2:34.21	962 pts
8.	LOURADOUR Anaïs	2008	FRA	DAUPHINS TOULOUSE OEC	---	2:35.39	947 pts

Finale B : 200 Dos Dames - (Jeunes 3 : 13 ans)

[J1 : Sa 18/12/2021 - R2]

1.	BURNET Romane	2008	FRA	STADE OLYMPIQUE CHAMBÉRY	---	2:31.57	995 pts
2.	BOUCHE DUDOUS Lilou	2008	FRA	CN FONTAINEBLEAU-AVON	---	2:33.25	974 pts
3.	DA SILVA Ambre	2008	FRA	AS LA TESTE	---	2:33.67	969 pts
4.	AVENEL Margot	2008	FRA	DAUPHINS DE ST-LOUIS	---	2:33.90	966 pts
5.	NENIN CARRASCO Kelly	2008	FRA	CN ANTIBES	---	2:34.94	953 pts
6.	COLINCHARD Sarah	2008	FRA	SOISSONS NATATION SPORTIVE	---	2:34.95	953 pts
7.	OUERRAT Thana	2008	FRA	CN EPINAL	---	2:35.48	946 pts
8.	TABIASCO Leonore	2008	FRA	OLYMPIQUE LA GARENNE-COLOMBES	---	2:36.89	929 pts

CUMUL : 200 Dos Dames - (Jeunes 1 & 2 : 11 - 12 ans)

[J1 : Sa 18/12/2021 - R2]

1.	VIDEAU Déotille	2009	FRA	CN POLYNESIE	5:05.08
2.	CIRON VIDIL Lilou	2009	FRA	CN VIRY-CHÂTILLON	5:12.45
3.	SANANIKONE Emma	2010	FRA	AQUA VALLÉE-DE-CHEVREUSE	5:13.91
4.	LELIEVRE Lilou	2009	FRA	CN MARSEILLE	5:18.63
5.	BESSARD Melina	2009	FRA	NAT VILLEFRANCHE EN BEAUJOLAIS	5:20.75
6.	PAQUET Manon	2009	FRA	CAPO CSL RVI LIMOGES NATATION	5:23.09
7.	FORTIER Bérénice	2009	FRA	ALLIANCE DIJON NATATION	5:23.34
8.	DELAMARE Romane	2009	FRA	C VIKINGS DE ROUEN	5:23.39

Résultats

(Suite) CUMUL : 200 Dos Dames - (Jeunes 1 & 2 : 11 - 12 ans)

[J1 : Sa 18/12/2021 - R2]

9.	ARCHAMBAULT Océane	2009	FRA	AS MONACO NATATION		5:26.15
10.	BETTIOUI Ferroudja	2010	FRA	SN MONTGERON		5:26.84
11.	SAERENS Mathilde	2009	FRA	AVAN VILLENEUVE-D'ASCQ		5:30.45
12.	HENNEQUIN Juliette	2009	FRA	CN AVRANCHES		5:30.47
13.	BRUKARZ Chiara	2009	FRA	CN MENTON		5:30.61
14.	VENTURA Vanessa	2010	FRA	C VIKINGS DE ROUEN		5:33.34
15.	CIMKAUSKAS Ilana	2009	FRA	STADE FRANÇAIS O COURBEVOIE		5:33.67
16.	GALLE-MICHON Noemy	2010	FRA	GRENOBLE ALP'38		5:38.87

Finale A : 200 Dos Dames - (Jeunes 1 & 2 : 11 - 12 ans)

[J1 : Sa 18/12/2021 - R2]

1.	VIDEAU Déotille	2009	FRA	CN POLYNESIE	---	2:32.43	984 pts	
2.	SANANIKONE Emma	2010	FRA	AQUA VALLÉE-DE-CHEVREUSE	---	2:35.17	950 pts	MPF11
3.	CIRON VIDIL Lilou	2009	FRA	CN VIRY-CHÂTILLON	---	2:37.12	926 pts	
4.	LELIEVRE Lilou	2009	FRA	CN MARSEILLE	---	2:38.30	912 pts	
5.	BESSARD Melina	2009	FRA	NAT VILLEFRANCHE EN BEAUJOLAIS	---	2:39.15	901 pts	
6.	FORTIER Bérénice	2009	FRA	ALLIANCE DIJON NATATION	---	2:40.40	886 pts	
7.	PAQUET Manon	2009	FRA	CAPO CSL RVI LIMOGES NATATION	---	2:41.08	878 pts	
8.	DELAMARE Romane	2009	FRA	C VIKINGS DE ROUEN	---	2:41.41	874 pts	

Finale B : 200 Dos Dames - (Jeunes 1 & 2 : 11 - 12 ans)

[J1 : Sa 18/12/2021 - R2]

1.	ARCHAMBAULT Océane	2009	FRA	AS MONACO NATATION	---	2:40.30	887 pts
2.	BETTIOUI Ferroudja	2010	FRA	SN MONTGERON	---	2:42.93	856 pts
3.	BRUKARZ Chiara	2009	FRA	CN MENTON	---	2:43.05	855 pts
4.	HENNEQUIN Juliette	2009	FRA	CN AVRANCHES	---	2:43.36	851 pts
5.	CIMKAUSKAS Ilana	2009	FRA	STADE FRANÇAIS O COURBEVOIE	---	2:45.45	827 pts
6.	SAERENS Mathilde	2009	FRA	AVAN VILLENEUVE-D'ASCQ	---	2:45.52	826 pts
7.	VENTURA Vanessa	2010	FRA	C VIKINGS DE ROUEN	---	2:48.16	795 pts
8.	GALLE-MICHON Noemy	2010	FRA	GRENOBLE ALP'38	---	2:49.61	779 pts

Séries : 200 Dos Dames - (Jeunes 3 : 13 ans)

[J1 : Sa 18/12/2021 - R1]

QFA	1.	RAY Lea	2008	FRA	CNS VALLAURIS	---	2:27.49	1048 pts
QFA	2.	TINKER Tess	2008	GBR	ANNEMASSE NATATION	---	2:28.60	1034 pts
QFA	3.	SIMON Gabriela	2008	FRA	NANTES NATATION	---	2:29.64	1020 pts
QFA	4.	NORMAND Charlotte	2008	FRA	MONTPELLIER METROPOLE NATATION	---	2:30.22	1013 pts
QFA	5.	RICHARD Clemence	2008	FRA	TRI-AVENTURE PAYS DE FONTAINEB	---	2:30.39	1010 pts
QFA	6.	KLINK Manon	2008	FRA	DAUPHINS DE ST-LOUIS	---	2:30.92	1004 pts
QFA	7.	RESSENCOURT Mia	2008	FRA	TARBES NAUTIC CLUB	---	2:33.13	976 pts
QFA	8.	LOURADOUR Anaïs	2008	FRA	DAUPHINS TOULOUSE OEC	---	2:33.73	968 pts
QFB	9.	BURNET Romane	2008	FRA	STADE OLYMPIQUE CHAMBÉRY	---	2:33.84	967 pts
QFB	10.	AVENEL Margot	2008	FRA	DAUPHINS DE ST-LOUIS	---	2:34.20	962 pts
QFB	11.	BOUCHE DUDOUS Lilou	2008	FRA	CN FONTAINEBLEAU-AVON	---	2:34.88	954 pts
QFB	12.	COLINCHARD Sarah	2008	FRA	SOISSONS NATATION SPORTIVE	---	2:35.04	952 pts
QFB	13.	TABIASCO Leonore	2008	FRA	OLYMPIQUE LA GARENNE-COLOMBES	---	2:36.11	938 pts
QFB	14.	OUERRAT Thana	2008	FRA	CN EPINAL	---	2:36.34	936 pts
QFB	15.	NENIN CARRASCO Kelly	2008	FRA	CN ANTIBES	---	2:36.81	930 pts
QFB	16.	DA SILVA Ambre	2008	FRA	AS LA TESTE	---	2:36.98	928 pts
	17.	CHAPEL Annabelle	2008	FRA	NEPTUNE CLUB DE FRANCE	---	2:37.47	922 pts
	18.	BOHLER Alicia	2008	FRA	DAUPHINS OBERNAI	---	2:37.55	921 pts
	19.	DEMONTE Jeanne	2008	FRA	MONTPELLIER METROPOLE NATATION	---	2:37.65	919 pts
	20.	DERET Louise	2008	FRA	NEPTUNE CLUB DE FRANCE	---	2:37.99	915 pts
	21.	ROY Yvanie	2008	FRA	CS VITTEL	---	2:38.47	909 pts

Résultats

(Suite) Séries : 200 Dos Dames - (Jeunes 3 : 13 ans)

[J1 : Sa 18/12/2021 - R1]

22.	CHAMBON Kate	2008	FRA	GRENOBLE ALP'38	---	2:38.90	904 pts
23.	JAQUEROD Lilou	2008	FRA	C VIKINGS DE ROUEN	---	2:39.09	902 pts
24.	CROSNIER Anais	2008	FRA	ANGERS NATATION	---	2:39.67	895 pts
25.	TANGUY Yuna	2008	FRA	CN COUTANCES	---	2:39.79	894 pts
26.	GUION ROIRO Kahaia	2008	FRA	OLYMPIQUE DE PIRAE	---	2:40.81	881 pts
27.	DUPUPED Lou-Anne	2008	FRA	LYON NATATION METROPOLE	---	2:41.59	872 pts
28.	POLETTI Maria-Francesca	2008	FRA	G.F.C AJACCIO	---	2:41.75	870 pts
29.	GACHET Lucie	2008	FRA	ANCENIS COURSE NATATION	---	2:41.86	869 pts
30.	PETILLON Constance	2008	FRA	ANGERS NATATION	---	2:43.81	846 pts
31.	BOUBET Alycia	2008	FRA	ANNEMASSE NATATION	---	2:44.15	842 pts
32.	CARRILLO Thais	2008	FRA	CN ANTIBES	---	2:45.50	826 pts
33.	LESEUR Emilie	2008	FRA	ALLIANCE DIJON NATATION	---	2:45.83	822 pts

Séries : 200 Dos Dames - (Jeunes 1 & 2 : 11 - 12 ans)

[J1 : Sa 18/12/2021 - R1]

QFA	1.	VIDEAU Déotille	2009	FRA	CN POLYNESIE	---	2:32.65	982 pts
QFA	2.	CIRON VIDIL Lilou	2009	FRA	CN VIRY-CHÂTILLON	---	2:35.33	948 pts
QFA	3.	SANANIKONE Emma	2010	FRA	AQUA VALLÉE-DE-CHEVREUSE	---	2:38.74	906 pts
QFA	4.	LELIEVRE Lilou	2009	FRA	CN MARSEILLE	---	2:40.33	887 pts
QFA	5.	BESSARD Melina	2009	FRA	NAT VILLEFRANCHE EN BEAUJOLAIS	---	2:41.60	872 pts
QFA	6.	DELAMARE Romane	2009	FRA	C VIKINGS DE ROUEN	---	2:41.98	867 pts
QFA	7.	PAQUET Manon	2009	FRA	CAPO CSL RVI LIMOGES NATATION	---	2:42.01	867 pts
QFA	8.	FORTIER Bérénice	2009	FRA	ALLIANCE DIJON NATATION	---	2:42.94	856 pts
QFB	9.	BETTIOUI Ferroudja	2010	FRA	SN MONTGERON	---	2:43.91	845 pts
QFB	10.	SAERENS Mathilde	2009	FRA	AVAN VILLENEUVE-D'ASCQ	---	2:44.93	833 pts
QFB	11.	VENTURA Vanessa	2010	FRA	C VIKINGS DE ROUEN	---	2:45.18	830 pts
QFB	12.	ARCHAMBAULT Océane	2009	FRA	AS MONACO NATATION	---	2:45.85	822 pts
QFB	13.	HENNEQUIN Juliette	2009	FRA	CN AVRANCHES	---	2:47.11	807 pts
QFB	14.	BRUKARZ Chiara	2009	FRA	CN MENTON	---	2:47.56	802 pts
QFB	15.	CIMKAUSKAS Ilana	2009	FRA	STADE FRANÇAIS O COURBEVOIE	---	2:48.22	795 pts
QFB	16.	GALLE-MICHON Noemy	2010	FRA	GRENOBLE ALP'38	---	2:49.26	783 pts
	17.	VARINI Marie	2010	FRA	CN CANNES	---	2:52.52	747 pts
	18.	DE LAUNAY DE LAPERRIERE Leana	2010	FRA	LA JEANNE NATATION PORT	---	2:53.07	741 pts
	19.	TURRIN Penelope	2010	FRA	DAUPHINS TOULOUSE OEC	---	2:54.16	729 pts
	20.	MORICETTI Anna	2010	FRA	ANGERS NATATION	---	3:00.39	662 pts

Résultats

[Cotation FFN]

Records du 200 Papillon Messieurs

Meilleures Performances Françaises 14 ans: **2:09.29** CACHOT Arthur (2000) FRA 21/12/2014 NÎMES
Meilleures Performances Françaises 13 ans: **2:17.95** SCHAUB Rafaël (2006) FRA 22/12/2019 SAINT-RAPHAËL
Meilleures Performances Françaises 12 ans: **2:28.24** FERRERE Alexandre (2008) FRA 20/12/2020 LE PORT (FRA)

CUMUL : 200 Papillon Messieurs - (Jeunes 3 : 14 ans)

[J1 : Sa 18/12/2021 - R2]

1.	HALTER Camille	2007	FRA	US IVRY-SUR-SEINE	4:29.05
2.	PARKER Ethan	2007	FRA	RACING CLUB DE FRANCE	4:34.10
3.	KOUADIO-LE REST Liam	2007	FRA	NEPTUNE CLUB DE FRANCE	4:34.17
4.	PROU Christophe	2007	FRA	CANARDS LA ROCHELLE	4:34.76
5.	GAMBIN Teo	2007	FRA	CN LE PLESSIS-ROBINSON	4:35.75
6.	MOUSSA Adam-Samy	2007	FRA	CNO ST-GERMAIN-EN-LAYE	4:36.34
7.	CONDETTE Amaury	2007	FRA	SN VERSAILLES	4:36.94
8.	MERIGUET Abel	2007	FRA	STADE DE REIMS NATATION	4:39.22
9.	LOPEZ Maxime	2007	FRA	OLYMPIC NICE NATATION	4:39.43
10.	AMADI Gaël	2007	FRA	AS VILLENEUVE-LÈS-AVIGNON	4:44.24
11.	KINTZ Matthieu	2007	FRA	CNP DE SAINT-LO	4:45.48
12.	KHENOUNE Younes	2007	FRA	CN CÉVENNES ALÈS	4:45.58
13.	REGNIER Yanis	2007	FRA	GRENOBLE ALP'38	4:45.94
14.	SATGE Simon	2007	FRA	GAILLAC NATATION	4:49.40
15.	CAUSSIN Elouan	2007	FRA	CO SAINT-DIZIER NATATION	4:51.13
16.	BOUCHY Noa	2007	FRA	ALLIANCE DIJON NATATION	4:53.52

Finale A : 200 Papillon Messieurs - (Jeunes 3 : 14 ans)

[J1 : Sa 18/12/2021 - R2]

1.	HALTER Camille	2007	FRA	US IVRY-SUR-SEINE	---	2:14.79	1044 pts
50 m :	30.35 (30.35)	100 m :	1:05.50 (35.15) [1:05.50]	150 m :	1:40.86 (35.36)	200 m :	2:14.79 (33.93) [1:09.29]
2.	PARKER Ethan	2007	FRA	RACING CLUB DE FRANCE	---	2:16.73	1017 pts
50 m :	30.84 (30.84)	100 m :	1:05.83 (34.99) [1:05.83]	150 m :	1:40.79 (34.96)	200 m :	2:16.73 (35.94) [1:10.90]
3.	PROU Christophe	2007	FRA	CANARDS LA ROCHELLE	---	2:16.92	1015 pts
50 m :	30.45 (30.45)	100 m :	1:05.10 (34.65) [1:05.10]	150 m :	1:41.00 (35.90)	200 m :	2:16.92 (35.92) [1:11.82]
4.	MOUSSA Adam-Samy	2007	FRA	CNO ST-GERMAIN-EN-LAYE	---	2:17.03	1013 pts
50 m :	30.35 (30.35)	100 m :	1:05.85 (35.50) [1:05.85]	150 m :	1:41.22 (35.37)	200 m :	2:17.03 (35.81) [1:11.18]
5.	KOUADIO-LE REST Liam	2007	FRA	NEPTUNE CLUB DE FRANCE	---	2:17.22	1010 pts
50 m :	30.44 (30.44)	100 m :	1:06.72 (36.28) [1:06.72]	150 m :	1:42.20 (35.48)	200 m :	2:17.22 (35.02) [1:10.50]
6.	GAMBIN Teo	2007	FRA	CN LE PLESSIS-ROBINSON	---	2:17.82	1002 pts
50 m :	31.55 (31.55)	100 m :	1:06.41 (34.86) [1:06.41]	150 m :	1:41.83 (35.42)	200 m :	2:17.82 (35.99) [1:11.41]
7.	CONDETTE Amaury	2007	FRA	SN VERSAILLES	---	2:18.94	987 pts
50 m :	30.63 (30.63)	100 m :	1:06.10 (35.47) [1:06.10]	150 m :	1:42.13 (36.03)	200 m :	2:18.94 (36.81) [1:12.84]
8.	LOPEZ Maxime	2007	FRA	OLYMPIC NICE NATATION	---	2:20.44	967 pts
50 m :	31.77 (31.77)	100 m :	1:06.90 (35.13) [1:06.90]	150 m :	1:43.51 (36.61)	200 m :	2:20.44 (36.93) [1:13.54]

Finale B : 200 Papillon Messieurs - (Jeunes 3 : 14 ans)

[J1 : Sa 18/12/2021 - R2]

1.	MERIGUET Abel	2007	FRA	STADE DE REIMS NATATION	---	2:19.50	979 pts
50 m :	30.79 (30.79)	100 m :	1:05.96 (35.17) [1:05.96]	150 m :	1:42.28 (36.32)	200 m :	2:19.50 (37.22) [1:13.54]
2.	KINTZ Matthieu	2007	FRA	CNP DE SAINT-LO	---	2:21.26	956 pts
50 m :	30.96 (30.96)	100 m :	1:06.98 (36.02) [1:06.98]	150 m :	1:44.29 (37.31)	200 m :	2:21.26 (36.97) [1:14.28]
3.	REGNIER Yanis	2007	FRA	GRENOBLE ALP'38	---	2:21.78	949 pts
50 m :	31.01 (31.01)	100 m :	1:07.46 (36.45) [1:07.46]	150 m :	1:43.92 (36.46)	200 m :	2:21.78 (37.86) [1:14.32]
4.	AMADI Gaël	2007	FRA	AS VILLENEUVE-LÈS-AVIGNON	---	2:22.12	944 pts
50 m :	30.53 (30.53)	100 m :	1:06.66 (36.13) [1:06.66]	150 m :	1:45.58 (38.92)	200 m :	2:22.12 (36.54) [1:15.46]
5.	KHENOUNE Younes	2007	FRA	CN CÉVENNES ALÈS	---	2:22.81	935 pts
50 m :	31.49 (31.49)	100 m :	1:07.98 (36.49) [1:07.98]	150 m :	1:44.85 (36.87)	200 m :	2:22.81 (37.96) [1:14.83]
6.	SATGE Simon	2007	FRA	GAILLAC NATATION	---	2:24.43	914 pts
50 m :	33.64 (33.64)	100 m :	1:10.51 (36.87) [1:10.51]	150 m :	1:46.82 (36.31)	200 m :	2:24.43 (37.61) [1:13.92]
7.	CAUSSIN Elouan	2007	FRA	CO SAINT-DIZIER NATATION	---	2:26.60	885 pts
50 m :	32.30 (32.30)	100 m :	1:10.34 (38.04) [1:10.34]	150 m :	1:48.03 (37.69)	200 m :	2:26.60 (38.57) [1:16.26]
8.	BOUCHY Noa	2007	FRA	ALLIANCE DIJON NATATION	---	2:28.90	856 pts
50 m :	33.13 (33.13)	100 m :	1:10.43 (37.30) [1:10.43]	150 m :	1:50.00 (39.57)	200 m :	2:28.90 (38.90) [1:18.47]

Résultats

CUMUL : 200 Papillon Messieurs - (Jeunes 1 & 2 : 12 - 13 ans)

[J1 : Sa 18/12/2021 - R2]

1.	FERRERE Alexandre	2008	FRA	CERCLE NAGEURS ST-JOSEPH	4:40.36
2.	THIRIOT Anthony	2008	FRA	ST-DENIS RÉUNION	4:54.04
3.	HINFRAY Gaetan	2008	FRA	ANGERS NATATION	5:00.30
4.	ZOZIME Jean-Nael	2008	FRA	LONGVILLIERS CLUB	5:00.62
5.	MOREAU Nathan	2009	FRA	MONTPELLIER METROPOLE NATATION	5:02.72
6.	ARRAUDEAU Martin	2008	FRA	ANCENIS COURSE NATATION	5:03.26
6.	RENARD Jules	2008	FRA	GRAVELINES NATATION	5:03.26
8.	BOUVIER Alexandre	2008	FRA	CN CANNES	5:07.26
9.	BUTTARELLI Claudio	2009	ITA	LILLE MÉTROPOLE NATATION	5:09.72
10.	SERTTAS Noyan	2009	FRA	SN MONTGERON	5:10.56
11.	CATTOEN Tim	2008	FRA	CN CANNES	5:10.83
12.	DA CUNHA Nathan	2008	FRA	CHARLEVILLE-MÉZIÈRES NATATION	5:12.78
13.	KERBART Soen	2008	FRA	VANNES AGGLO NATATION	5:13.55
14.	JENVRIN Leo	2008	FRA	CSN GUYANCOURT	5:14.86
15.	ROUAN Quentin	2008	FRA	GRENOBLE ALP'38	5:16.27
16.	TRICOIRE Lucas	2009	FRA	CN MARSEILLE	5:17.17

Finale A : 200 Papillon Messieurs - (Jeunes 1 & 2 : 12 - 13 ans)

[J1 : Sa 18/12/2021 - R2]

1.	FERRERE Alexandre	2008	FRA	CERCLE NAGEURS ST-JOSEPH	---	2:18.97	986 pts
50 m :	30.48 (30.48)	100 m :	1:06.09 (35.61)	150 m :	1:42.78 (36.69)	200 m :	2:18.97 (36.19)
2.	THIRIOT Anthony	2008	FRA	ST-DENIS RÉUNION	---	2:26.05	893 pts
50 m :	31.78 (31.78)	100 m :	1:09.41 (37.63)	150 m :	1:47.70 (38.29)	200 m :	2:26.05 (38.35)
3.	HINFRAY Gaetan	2008	FRA	ANGERS NATATION	---	2:28.05	867 pts
50 m :	33.73 (33.73)	100 m :	1:12.26 (38.53)	150 m :	1:50.62 (38.36)	200 m :	2:28.05 (37.43)
4.	ARRAUDEAU Martin	2008	FRA	ANCENIS COURSE NATATION	---	2:28.50	861 pts
50 m :	31.14 (31.14)	100 m :	1:09.13 (37.99)	150 m :	1:48.66 (39.53)	200 m :	2:28.50 (39.84)
5.	RENARD Jules	2008	FRA	GRAVELINES NATATION	---	2:30.03	842 pts
50 m :	32.10 (32.10)	100 m :	1:10.26 (38.16)	150 m :	1:50.04 (39.78)	200 m :	2:30.03 (39.99)
6.	ZOZIME Jean-Nael	2008	FRA	LONGVILLIERS CLUB	---	2:31.57	823 pts
50 m :	33.88 (33.88)	100 m :	1:11.83 (37.95)	150 m :	1:52.33 (40.50)	200 m :	2:31.57 (39.24)
7.	MOREAU Nathan	2009	FRA	MONTPELLIER METROPOLE NATATION	---	2:31.72	821 pts
50 m :	31.60 (31.60)	100 m :	1:10.35 (38.75)	150 m :	1:50.52 (40.17)	200 m :	2:31.72 (41.20)
8.	BOUVIER Alexandre	2008	FRA	CN CANNES	---	2:33.87	794 pts
50 m :	33.22 (33.22)	100 m :	1:11.48 (38.26)	150 m :	1:52.99 (41.51)	200 m :	2:33.87 (40.88)

Finale B : 200 Papillon Messieurs - (Jeunes 1 & 2 : 12 - 13 ans)

[J1 : Sa 18/12/2021 - R2]

1.	BUTTARELLI Claudio	2009	ITA	LILLE MÉTROPOLE NATATION	---	2:33.55	798 pts
50 m :	34.37 (34.37)	100 m :	1:13.84 (39.47)	150 m :	1:54.72 (40.88)	200 m :	2:33.55 (38.83)
2.	SERTTAS Noyan	2009	FRA	SN MONTGERON	---	2:34.31	789 pts
50 m :	33.94 (33.94)	100 m :	1:12.86 (38.92)	150 m :	1:53.59 (40.73)	200 m :	2:34.31 (40.72)
3.	CATTOEN Tim	2008	FRA	CN CANNES	---	2:34.83	783 pts
50 m :	34.09 (34.09)	100 m :	1:13.72 (39.63)	150 m :	1:54.33 (40.61)	200 m :	2:34.83 (40.50)
4.	DA CUNHA Nathan	2008	FRA	CHARLEVILLE-MÉZIÈRES NATATION	---	2:35.96	769 pts
50 m :	34.00 (34.00)	100 m :	1:13.81 (39.81)	150 m :	1:55.20 (41.39)	200 m :	2:35.96 (40.76)
5.	KERBART Soen	2008	FRA	VANNES AGGLO NATATION	---	2:36.34	764 pts
50 m :	34.75 (34.75)	100 m :	1:14.65 (39.90)	150 m :	1:55.14 (40.49)	200 m :	2:36.34 (41.20)
6.	ROUAN Quentin	2008	FRA	GRENOBLE ALP'38	---	2:38.20	742 pts
50 m :	34.40 (34.40)	100 m :	1:14.42 (40.02)	150 m :	1:56.93 (42.51)	200 m :	2:38.20 (41.27)
7.	JENVRIN Leo	2008	FRA	CSN GUYANCOURT	---	2:38.22	742 pts
50 m :	35.07 (35.07)	100 m :	1:15.61 (40.54)	150 m :	1:56.91 (41.30)	200 m :	2:38.22 (41.31)
8.	TRICOIRE Lucas	2009	FRA	CN MARSEILLE	---	2:38.37	740 pts
50 m :	33.04 (33.04)	100 m :	1:12.31 (39.27)	150 m :	1:54.54 (42.23)	200 m :	2:38.37 (43.83)

Séries : 200 Papillon Messieurs - (Jeunes 3 : 14 ans)

[J1 : Sa 18/12/2021 - R1]

QFA	1.	HALTER Camille	2007	FRA	US IVRY-SUR-SEINE	---	2:14.26	1052 pts
50 m :	30.20 (30.20)	100 m :	1:04.98 (34.78)	150 m :	1:39.91 (34.93)	200 m :	2:14.26 (34.35)	

Résultats

(Suite) Séries : 200 Papillon Messieurs - (Jeunes 3 : 14 ans)

[J1 : Sa 18/12/2021 - R1]

QFA	2.	KOUADIO-LE REST Liam	2007	FRA	NEPTUNE CLUB DE FRANCE	---	2:16.95	1014 pts
	50 m :	29.63 (29.63)	100 m :	1:04.67 (35.04) [1:04.67]	150 m :	1:41.84 (37.17)	200 m :	2:16.95 (35.11) [1:12.28]
QFA	3.	PARKER Ethan	2007	FRA	RACING CLUB DE FRANCE	---	2:17.37	1008 pts
	50 m :	30.60 (30.60)	100 m :	1:05.12 (34.52) [1:05.12]	150 m :	1:40.47 (35.35)	200 m :	2:17.37 (36.90) [1:12.25]
QFA	4.	PROU Christophe	2007	FRA	CANARDS LA ROCHELLE	---	2:17.84	1002 pts
	50 m :	30.52 (30.52)	100 m :	1:04.94 (34.42) [1:04.94]	150 m :	1:41.70 (36.76)	200 m :	2:17.84 (36.14) [1:12.90]
QFA	5.	GAMBIN Teo	2007	FRA	CN LE PLESSIS-ROBINSON	---	2:17.93	1001 pts
	50 m :	31.11 (31.11)	100 m :	1:04.70 (33.59) [1:04.70]	150 m :	1:41.00 (36.30)	200 m :	2:17.93 (36.93) [1:13.23]
QFA	6.	CONDETTE Amaury	2007	FRA	SN VERSAILLES	---	2:18.00	1000 pts
	50 m :	30.80 (30.80)	100 m :	1:05.50 (34.70) [1:05.50]	150 m :	1:41.50 (36.00)	200 m :	2:18.00 (36.50) [1:12.50]
QFA	7.	LOPEZ Maxime	2007	FRA	OLYMPIC NICE NATATION	---	2:18.99	986 pts
	50 m :	31.23 (31.23)	100 m :	1:05.64 (34.41) [1:05.64]	150 m :	1:41.67 (36.03)	200 m :	2:18.99 (37.32) [1:13.35]
QFA	8.	MOUSSA Adam-Samy	2007	FRA	CNO ST-GERMAIN-EN-LAYE	---	2:19.31	982 pts
	50 m :	29.97 (29.97)	100 m :	1:03.93 (33.96) [1:03.93]	150 m :	1:40.76 (36.83)	200 m :	2:19.31 (38.55) [1:15.38]
QFB	9.	MERIGUET Abel	2007	FRA	STADE DE REIMS NATATION	---	2:19.72	976 pts
	50 m :	30.49 (30.49)	100 m :	1:05.09 (34.60) [1:05.09]	150 m :	1:41.66 (36.57)	200 m :	2:19.72 (38.06) [1:14.63]
QFB	10.	AMADI Gaël	2007	FRA	AS VILLENEUVE-LÈS-AVIGNON	---	2:22.12	944 pts
	50 m :	29.91 (29.91)	100 m :	1:05.80 (35.89) [1:05.80]	150 m :	1:43.35 (37.55)	200 m :	2:22.12 (38.77) [1:16.32]
QFB	11.	KHENOUNE Younes	2007	FRA	CN CÉVENNES ALÈS	---	2:22.77	935 pts
	50 m :	31.23 (31.23)	100 m :	1:07.88 (36.65) [1:07.88]	150 m :	1:45.28 (37.40)	200 m :	2:22.77 (37.49) [1:14.89]
QFB	12.	REGNIER Yanis	2007	FRA	GRENOBLE ALP'38	---	2:24.16	917 pts
	50 m :	31.02 (31.02)	100 m :	1:06.00 (34.98) [1:06.00]	150 m :	1:43.62 (37.62)	200 m :	2:24.16 (40.54) [1:18.16]
QFB	13.	KINTZ Matthieu	2007	FRA	CNP DE SAINT-LO	---	2:24.22	916 pts
	50 m :	30.42 (30.42)	100 m :	1:07.47 (37.05) [1:07.47]	150 m :	1:45.55 (38.08)	200 m :	2:24.22 (38.67) [1:16.75]
QFB	14.	CAUSSIN Elouan	2007	FRA	CO SAINT-DIZIER NATATION	---	2:24.53	912 pts
	50 m :	31.40 (31.40)	100 m :	1:08.05 (36.65) [1:08.05]	150 m :	1:45.38 (37.33)	200 m :	2:24.53 (39.15) [1:16.48]
QFB	15.	BOUCHY Noa	2007	FRA	ALLIANCE DIJON NATATION	---	2:24.62	911 pts
	50 m :	32.03 (32.03)	100 m :	1:08.34 (36.31) [1:08.34]	150 m :	1:45.61 (37.27)	200 m :	2:24.62 (39.01) [1:16.28]
QFB	16.	SATGE Simon	2007	FRA	GAILLAC NATATION	---	2:24.97	907 pts
	50 m :	32.91 (32.91)	100 m :	1:08.39 (35.48) [1:08.39]	150 m :	1:45.62 (37.23)	200 m :	2:24.97 (39.35) [1:16.58]
	17.	MOY Hugo	2007	FRA	AS VILLENEUVE-LÈS-AVIGNON	---	2:25.18	904 pts
	50 m :	31.76 (31.76)	100 m :	1:07.90 (36.14) [1:07.90]	150 m :	1:46.36 (38.46)	200 m :	2:25.18 (38.82) [1:17.28]
	18.	RAYNAUD Mathis	2007	FRA	LAVAU NATATION 81	---	2:26.46	887 pts
	50 m :	29.40 (29.40)	100 m :	1:05.52 (36.12) [1:05.52]	150 m :	1:44.51 (38.99)	200 m :	2:26.46 (41.95) [1:20.94]
	19.	GARIN-COUPILLAUD Timothee	2007	FRA	MULHOUSE ON	---	2:26.59	886 pts
	50 m :	32.51 (32.51)	100 m :	1:10.08 (37.57) [1:10.08]	150 m :	1:48.96 (38.88)	200 m :	2:26.59 (37.63) [1:16.51]
	20.	LEFEVRE Bixente	2007	FRA	MONTPELLIER METROPOLE NATATION	---	2:28.02	867 pts
	50 m :	32.03 (32.03)	100 m :	1:10.66 (38.63) [1:10.66]	150 m :	1:49.00 (38.34)	200 m :	2:28.02 (39.02) [1:17.36]
	21.	FRONTEAU Matis	2007	FRA	NAUTIC CLUB LA CRAU	---	2:28.07	867 pts
	50 m :	29.46 (29.46)	100 m :	1:06.04 (36.58) [1:06.04]	150 m :	1:45.55 (39.51)	200 m :	2:28.07 (42.52) [1:22.03]
	22.	BOREL Mathys	2007	FRA	CHARLEVILLE-MÉZIÈRES NATATION	---	2:28.10	866 pts
	50 m :	32.23 (32.23)	100 m :	1:09.39 (37.16) [1:09.39]	150 m :	1:49.15 (39.76)	200 m :	2:28.10 (38.95) [1:18.71]
	23.	POTTIER Estin	2007	FRA	CN LE MANS	---	2:29.47	849 pts
	50 m :	30.88 (30.88)	100 m :	1:08.47 (37.59) [1:08.47]	150 m :	1:48.76 (40.29)	200 m :	2:29.47 (40.71) [1:21.00]
	24.	GOMEZ Kenyon	2007	FRA	MARCQ NATATION	---	2:29.52	848 pts
	50 m :	32.94 (32.94)	100 m :	1:09.81 (36.87) [1:09.81]	150 m :	1:48.45 (38.64)	200 m :	2:29.52 (41.07) [1:19.71]
	25.	EL MOUDIR Ayyoub	2007	FRA	ES MASSY NATATION	---	2:29.95	843 pts
	50 m :	32.04 (32.04)	100 m :	1:09.51 (37.47) [1:09.51]	150 m :	1:50.00 (40.49)	200 m :	2:29.95 (39.95) [1:20.44]
	26.	VERGNES Raphael	2007	FRA	ASPTT TOULOUSE	---	2:31.41	825 pts
	50 m :	30.74 (30.74)	100 m :	1:07.59 (36.85) [1:07.59]	150 m :	1:47.51 (39.92)	200 m :	2:31.41 (43.90) [1:23.82]
	27.	CARONA Sandro	2007	FRA	MARSOUINS HÉROUVILLE	---	2:31.92	818 pts
	50 m :	31.93 (31.93)	100 m :	1:08.48 (36.55) [1:08.48]	150 m :	1:48.51 (40.03)	200 m :	2:31.92 (43.41) [1:23.44]
	28.	BOUTDARINE Imran	2007	FRA	CN MELUN VAL DE SEINE	---	2:32.57	810 pts
	50 m :	32.81 (32.81)	100 m :	1:11.53 (38.72) [1:11.53]	150 m :	1:51.74 (40.21)	200 m :	2:32.57 (40.83) [1:21.04]
	29.	BEVAZAHA William	2007	FRA	CN BREST	---	2:33.12	803 pts
	50 m :	33.85 (33.85)	100 m :	1:12.45 (38.60) [1:12.45]	150 m :	1:53.12 (40.67)	200 m :	2:33.12 (40.00) [1:20.67]
	30.	BRUN--FERREIRA Florentin	2007	FRA	AMIENS METROPOLE NAT.	---	2:33.13	803 pts
	50 m :	31.93 (31.93)	100 m :	1:09.48 (37.55) [1:09.48]	150 m :	1:50.02 (40.54)	200 m :	2:33.13 (43.11) [1:23.65]
	31.	BLANCHARD BASTARD Clément	2007	FRA	OLYMPIQUE LA GARENNE-COLOMBES	---	2:33.19	803 pts
	50 m :	32.07 (32.07)	100 m :	1:11.05 (38.98) [1:11.05]	150 m :	1:51.99 (40.94)	200 m :	2:33.19 (41.20) [1:22.14]
	32.	JULIE Ridwane	2007	FRA	CLUB DES NAGEURS DE SAINT-LEU	---	2:33.64	797 pts
	50 m :	31.89 (31.89)	100 m :	1:08.86 (36.97) [1:08.86]	150 m :	1:49.69 (40.83)	200 m :	2:33.64 (43.95) [1:24.78]

Résultats

(Suite) Séries : 200 Papillon Messieurs - (Jeunes 3 : 14 ans)

[J1 : Sa 18/12/2021 - R1]

33.	MIOT Lucas	2007	FRA	LILLE MÉTROPOLE NATATION	---	2:34.33	789 pts
50 m :	32.54 (32.54)	100 m :	1:12.00 (39.46) [1:12.00]	150 m :	1:51.92 (39.92)	200 m :	2:34.33 (42.41) [1:22.33]
34.	ROCQ Antoine	2007	FRA	NOGENT NATATION 94	---	2:38.83	735 pts
50 m :	34.16 (34.16)	100 m :	1:13.63 (39.47) [1:13.63]	150 m :	1:54.98 (41.35)	200 m :	2:38.83 (43.85) [1:25.20]
---	HAREL Thomas	2007	FRA	ENC ACHICOURT	---	DNS	dec

Séries : 200 Papillon Messieurs - (Jeunes 1 & 2 : 12 - 13 ans)

[J1 : Sa 18/12/2021 - R1]

QFA	1.	FERRERE Alexandre	2008	FRA	CERCLE NAGEURS ST-JOSEPH	---	2:21.39	954 pts
50 m :	29.22 (29.22)	100 m :	1:03.89 (34.67) [1:03.89]	150 m :	1:41.17 (37.28)	200 m :	2:21.39 (40.22) [1:17.50]	
QFA	2.	THIRIOT Anthony	2008	FRA	ST-DENIS RÉUNION	---	2:27.99	868 pts
50 m :	31.47 (31.47)	100 m :	1:07.54 (36.07) [1:07.54]	150 m :	1:46.79 (39.25)	200 m :	2:27.99 (41.20) [1:20.45]	
QFA	3.	ZOZIME Jean-Nael	2008	FRA	LONGVILLIERS CLUB	---	2:29.05	854 pts
50 m :	33.51 (33.51)	100 m :	1:10.75 (37.24) [1:10.75]	150 m :	1:49.92 (39.17)	200 m :	2:29.05 (39.13) [1:18.30]	
QFA	4.	MOREAU Nathan	2009	FRA	MONTPELLIER METROPOLE NATATION	---	2:31.00	830 pts
50 m :	31.54 (31.54)	100 m :	1:09.69 (38.15) [1:09.69]	150 m :	1:49.72 (40.03)	200 m :	2:31.00 (41.28) [1:21.31]	
QFA	5.	HINFRAY Gaetan	2008	FRA	ANGERS NATATION	---	2:32.25	814 pts
50 m :	33.45 (33.45)	100 m :	1:12.25 (38.80) [1:12.25]	150 m :	1:52.91 (40.66)	200 m :	2:32.25 (39.34) [1:20.00]	
QFA	6.	RENARD Jules	2008	FRA	GRAVELINES NATATION	---	2:33.23	802 pts
50 m :	33.43 (33.43)	100 m :	1:12.36 (38.93) [1:12.36]	150 m :	1:52.51 (40.15)	200 m :	2:33.23 (40.72) [1:20.87]	
QFA	7.	BOUVIER Alexandre	2008	FRA	CN CANNES	---	2:33.39	800 pts
50 m :	32.76 (32.76)	100 m :	1:12.08 (39.32) [1:12.08]	150 m :	1:51.97 (39.89)	200 m :	2:33.39 (41.42) [1:21.31]	
QFA	8.	ARRAUDEAU Martin	2008	FRA	ANCENIS COURSE NATATION	---	2:34.76	783 pts
50 m :	32.90 (32.90)	100 m :	1:12.16 (39.26) [1:12.16]	150 m :	1:53.49 (41.33)	200 m :	2:34.76 (41.27) [1:22.60]	
QFB	9.	CATTOEN Tim	2008	FRA	CN CANNES	---	2:36.00	768 pts
50 m :	33.83 (33.83)	100 m :	1:14.43 (40.60) [1:14.43]	150 m :	1:54.98 (40.55)	200 m :	2:36.00 (41.02) [1:21.57]	
QFB	10.	BUTTARELLI Claudio	2009	ITA	LILLE MÉTROPOLE NATATION	---	2:36.17	766 pts
50 m :	34.84 (34.84)	100 m :	1:14.19 (39.35) [1:14.19]	150 m :	1:55.55 (41.36)	200 m :	2:36.17 (40.62) [1:21.98]	
QFB	11.	SERTTAS Noyan	2009	FRA	SN MONTGERON	---	2:36.25	765 pts
50 m :	34.83 (34.83)	100 m :	1:14.96 (40.13) [1:14.96]	150 m :	1:56.70 (41.74)	200 m :	2:36.25 (39.55) [1:21.29]	
QFB	12.	JENVRIN Leo	2008	FRA	CSN GUYANCOURT	---	2:36.64	761 pts
50 m :	34.33 (34.33)	100 m :	1:13.54 (39.21) [1:13.54]	150 m :	1:54.31 (40.77)	200 m :	2:36.64 (42.33) [1:23.10]	
QFB	13.	DA CUNHA Nathan	2008	FRA	CHARLEVILLE-MÉZIÈRES NATATION	---	2:36.82	759 pts
50 m :	34.34 (34.34)	100 m :	1:15.18 (40.84) [1:15.18]	150 m :	1:55.89 (40.71)	200 m :	2:36.82 (40.93) [1:21.64]	
QFB	14.	KERBART Soen	2008	FRA	VANNES AGGLOU NATATION	---	2:37.21	754 pts
50 m :	34.22 (34.22)	100 m :	1:14.32 (40.10) [1:14.32]	150 m :	1:55.39 (41.07)	200 m :	2:37.21 (41.82) [1:22.89]	
QFB	15.	ROUAN Quentin	2008	FRA	GRENOBLE ALP'38	---	2:38.07	744 pts
50 m :	32.68 (32.68)	100 m :	1:12.84 (40.16) [1:12.84]	150 m :	1:54.92 (42.08)	200 m :	2:38.07 (43.15) [1:25.23]	
QFB	16.	TRICOIRE Lucas	2009	FRA	CN MARSEILLE	---	2:38.80	735 pts
50 m :	34.31 (34.31)	100 m :	1:14.54 (40.23) [1:14.54]	150 m :	1:57.11 (42.57)	200 m :	2:38.80 (41.69) [1:24.26]	
17.	LABOUGLIE Francois	2009	FRA	SOISSONS NATATION SPORTIVE	---	2:39.72	724 pts	
50 m :	34.59 (34.59)	100 m :	1:15.81 (41.22) [1:15.81]	150 m :	1:57.71 (41.90)	200 m :	2:39.72 (42.01) [1:23.91]	
18.	MAGNAUDEIX BLANQUET Batiste	2008	FRA	AQUA GRIMPE MILLAU GRANDS CAUS	---	2:39.98	721 pts	
50 m :	34.81 (34.81)	100 m :	1:16.52 (41.71) [1:16.52]	150 m :	1:58.33 (41.81)	200 m :	2:39.98 (41.65) [1:23.46]	
19.	GUY Gregoire	2008	FRA	RACING CLUB DE FRANCE	---	2:40.13	720 pts	
50 m :	32.08 (32.08)	100 m :	1:11.50 (39.42) [1:11.50]	150 m :	1:54.33 (42.83)	200 m :	2:40.13 (45.80) [1:28.63]	
20.	BOUHADIBA Anes	2009	ALG	DUNKERQUE NATATION	---	2:40.60	714 pts	
50 m :	35.44 (35.44)	100 m :	1:16.74 (41.30) [1:16.74]	150 m :	1:59.40 (42.66)	200 m :	2:40.60 (41.20) [1:23.86]	
21.	GARNIER Mathis	2008	FRA	ALLIANCE DIJON NATATION	---	2:41.42	705 pts	
50 m :	34.02 (34.02)	100 m :	1:14.09 (40.07) [1:14.09]	150 m :	1:58.19 (44.10)	200 m :	2:41.42 (43.23) [1:27.33]	
22.	RAMBAL Raphael	2008	FRA	MONTPELLIER PAILLADE NATATION	---	2:41.88	699 pts	
50 m :	34.37 (34.37)	100 m :	1:15.36 (40.99) [1:15.36]	150 m :	1:57.75 (42.39)	200 m :	2:41.88 (44.13) [1:26.52]	
23.	PERON Elyot	2009	FRA	AMBERIEU NAT BUGEY COTIERE	---	2:42.00	698 pts	
50 m :	34.25 (34.25)	100 m :	1:16.40 (42.15) [1:16.40]	150 m :	1:59.88 (43.48)	200 m :	2:42.00 (42.12) [1:25.60]	
24.	BIDA Mohamed Anis	2009	TUN	OLYMPIQUE LA GARENNE-COLOMBES	---	2:45.46	659 pts	
50 m :	34.81 (34.81)	100 m :	1:15.80 (40.99) [1:15.80]	150 m :	2:00.57 (44.77)	200 m :	2:45.46 (44.89) [1:29.66]	
25.	RANGUIN Noam	2008	FRA	CERCLE NAGEURS ST-JOSEPH	---	2:45.62	657 pts	
50 m :	33.36 (33.36)	100 m :	1:13.48 (40.12) [1:13.48]	150 m :	1:59.51 (46.03)	200 m :	2:45.62 (46.11) [1:32.14]	
26.	DUBOIS Hugo	2009	FRA	CN CAMBRAI	---	2:45.70	656 pts	
50 m :	35.86 (35.86)	100 m :	1:18.22 (42.36) [1:18.22]	150 m :	2:02.30 (44.08)	200 m :	2:45.70 (43.40) [1:27.48]	

Résultats

(Suite) Séries : 200 Papillon Messieurs - (Jeunes 1 & 2 : 12 - 13 ans)

[J1 : Sa 18/12/2021 - R1]

27.	PAVLOVIC Luka	2009	FRA	SN MONTGERON	---	2:46.20	651 pts
50 m :	34.95 (34.95)	100 m :	1:17.15 (42.20) [1:17.15]	150 m :	2:01.62 (44.47)	200 m :	2:46.20 (44.58) [1:29.05]
28.	ALBERT Thibault	2009	FRA	OLYMPIC NICE NATATION	---	2:50.80	601 pts
50 m :	35.98 (35.98)	100 m :	1:19.65 (43.67) [1:19.65]	150 m :	2:06.76 (47.11)	200 m :	2:50.80 (44.04) [1:31.15]
29.	CORNU Dorian	2009	FRA	CN ANTIBES	---	2:55.41	553 pts
50 m :	36.32 (36.32)	100 m :	1:20.42 (44.10) [1:20.42]	150 m :	2:08.47 (48.05)	200 m :	2:55.41 (46.94) [1:34.99]
30.	DOLEY Basile	2009	FRA	C VIKINGS DE ROUEN	---	2:59.73	510 pts
50 m :	39.10 (39.10)	100 m :	1:26.38 (47.28) [1:26.38]	150 m :	2:12.85 (46.47)	200 m :	2:59.73 (46.88) [1:33.35]
31.	BRETT Evan	2009	GBR	AS MONACO NATATION	---	3:01.32	495 pts
50 m :	36.22 (36.22)	100 m :	1:22.22 (46.00) [1:22.22]	150 m :	2:12.07 (49.85)	200 m :	3:01.32 (49.25) [1:39.10]

Résultats

[Cotation FFN]

Records du 400 Nage Libre Messieurs

Meilleures Performances Françaises 14 ans: **4:06.69** SAGNES Hugo (2001) FRA 12/12/2015 SAINT-RAPHAËL
Meilleures Performances Françaises 13 ans: **4:16.86**
Meilleures Performances Françaises 12 ans: **4:37.44** MOREELS Rémy (1974) FRA 07/12/1986 BORDEAUX

CUMUL : 400 Nage Libre Messieurs - (Jeunes 3 : 14 ans)

[J1 : Sa 18/12/2021 - R2]

1.	RENAULT Léandre	2007	FRA	SN VERSAILLES	8:34.60
2.	AUCLAIR Ilian	2007	FRA	ASM CHAMALIERES NATATION	8:39.13
3.	DUFRAIGNE Mathieu	2007	FRA	PAYS D'AIX NATATION	8:41.69
4.	MALFAIT Téo	2007	FRA	NAT VILLEFRANCHE EN BEAUJOLAIS	8:44.21
5.	SBRAGGIA Lisandru	2007	FRA	CANET 66 NATATION	8:49.91
6.	GUEMBEL Flavio	2007	GER	ASPTT TOULOUSE	8:52.59
7.	MALEAU Christophe	2007	FRA	LONGVILLIERS CLUB	8:56.39
8.	SIDELSKI Pacôme	2007	FRA	A ASEC NATATION SAINT-PAUL REU	8:56.85
9.	LECOQUIERRE Yann	2007	FRA	DAUPHINS ROMANAI S PÉAGEOIS	8:58.49
10.	GARIN-COUPILLAUD Timothee	2007	FRA	MULHOUSE ON	8:58.69
11.	ECK Rafael	2007	FRA	CNS VALLAURIS	8:58.84
12.	GENDRIER Esteban	2007	FRA	CSN GUYANCOURT	8:59.04
13.	DELPECH Alexis	2007	FRA	AC HYÈRES	8:59.78
14.	LANCIEN Fabian	2007	FRA	ALENÇON NC	9:01.19
15.	NOTTRETLET--MARIE Paul-Victor	2007	FRA	SN VERSAILLES	9:01.99
16.	GUERIN Gabriel	2007	FRA	ALLONNES JEUNESSE SPORTIVE	9:04.04

Finale A : 400 Nage Libre Messieurs - (Jeunes 3 : 14 ans)

[J1 : Sa 18/12/2021 - R2]

1.	RENAULT Léandre	2007	FRA	SN VERSAILLES	---	4:16.52	1066 pts
50 m :	28.82 (28.82)	100 m :	1:00.31 (31.49) [1:00.31]	150 m :	1:33.06 (32.75)	200 m :	2:05.99 (32.93) [1:05.68]
250 m :	2:38.42 (32.43)	300 m :	3:11.80 (33.38) [1:05.81]	350 m :	3:44.52 (32.72)	400 m :	4:16.52 (32.00) [1:04.72]
2.	AUCLAIR Ilian	2007	FRA	ASM CHAMALIERES NATATION	---	4:19.19	1044 pts
50 m :	28.89 (28.89)	100 m :	1:00.46 (31.57) [1:00.46]	150 m :	1:32.89 (32.43)	200 m :	2:05.53 (32.64) [1:05.07]
250 m :	2:38.83 (33.30)	300 m :	3:12.48 (33.65) [1:06.95]	350 m :	3:46.89 (34.41)	400 m :	4:19.19 (32.30) [1:06.71]
3.	MALFAIT Téo	2007	FRA	NAT VILLEFRANCHE EN BEAUJOLAIS	---	4:19.99	1038 pts
50 m :	29.04 (29.04)	100 m :	1:01.28 (32.24) [1:01.28]	150 m :	1:33.71 (32.43)	200 m :	2:07.29 (33.58) [1:06.01]
250 m :	2:40.82 (33.53)	300 m :	3:14.45 (33.63) [1:07.16]	350 m :	3:47.70 (33.25)	400 m :	4:19.99 (32.29) [1:05.54]
4.	DUFRAIGNE Mathieu	2007	FRA	PAYS D'AIX NATATION	---	4:20.18	1036 pts
50 m :	29.09 (29.09)	100 m :	1:01.15 (32.06) [1:01.15]	150 m :	1:34.79 (33.64)	200 m :	2:08.48 (33.69) [1:07.33]
250 m :	2:42.11 (33.63)	300 m :	3:15.50 (33.39) [1:07.02]	350 m :	3:48.98 (33.48)	400 m :	4:20.18 (31.20) [1:04.68]
5.	SBRAGGIA Lisandru	2007	FRA	CANET 66 NATATION	---	4:23.30	1012 pts
50 m :	29.38 (29.38)	100 m :	1:02.45 (33.07) [1:02.45]	150 m :	1:36.37 (33.92)	200 m :	2:10.57 (34.20) [1:08.12]
250 m :	2:44.25 (33.68)	300 m :	3:18.17 (33.92) [1:07.60]	350 m :	3:51.59 (33.42)	400 m :	4:23.30 (31.71) [1:05.13]
6.	GUEMBEL Flavio	2007	GER	ASPTT TOULOUSE	---	4:25.07	998 pts
50 m :	29.39 (29.39)	100 m :	1:02.32 (32.93) [1:02.32]	150 m :	1:35.78 (33.46)	200 m :	2:10.17 (34.39) [1:07.85]
250 m :	2:43.77 (33.60)	300 m :	3:18.44 (34.67) [1:08.27]	350 m :	3:52.89 (34.45)	400 m :	4:25.07 (32.18) [1:06.63]
7.	GARIN-COUPILLAUD Timothee	2007	FRA	MULHOUSE ON	---	4:29.95	960 pts
50 m :	30.41 (30.41)	100 m :	1:04.45 (34.04) [1:04.45]	150 m :	1:38.32 (33.87)	200 m :	2:12.95 (34.63) [1:08.50]
250 m :	2:47.12 (34.17)	300 m :	3:22.34 (35.22) [1:09.39]	350 m :	3:56.46 (34.12)	400 m :	4:29.95 (33.49) [1:07.61]
8.	NOTTRETLET--MARIE Paul-Victor	2007	FRA	SN VERSAILLES	---	4:33.92	930 pts
50 m :	30.60 (30.60)	100 m :	1:04.13 (33.53) [1:04.13]	150 m :	1:38.59 (34.46)	200 m :	2:13.13 (34.54) [1:09.00]
250 m :	2:47.35 (34.22)	300 m :	3:22.54 (35.19) [1:09.41]	350 m :	3:58.23 (35.69)	400 m :	4:33.92 (35.69) [1:11.38]

Finale B : 400 Nage Libre Messieurs - (Jeunes 3 : 14 ans)

[J1 : Sa 18/12/2021 - R2]

1.	SIDELSKI Pacôme	2007	FRA	A ASEC NATATION SAINT-PAUL REU	---	4:25.91	991 pts
50 m :	29.64 (29.64)	100 m :	1:02.49 (32.85) [1:02.49]	150 m :	1:36.15 (33.66)	200 m :	2:10.22 (34.07) [1:07.73]
250 m :	2:44.02 (33.80)	300 m :	3:18.23 (34.21) [1:08.01]	350 m :	3:52.87 (34.64)	400 m :	4:25.91 (33.04) [1:07.68]
2.	MALEAU Christophe	2007	FRA	LONGVILLIERS CLUB	---	4:27.41	979 pts
50 m :	30.98 (30.98)	100 m :	1:04.51 (33.53) [1:04.51]	150 m :	1:38.18 (33.67)	200 m :	2:11.63 (33.45) [1:07.12]
250 m :	2:45.60 (33.97)	300 m :	3:19.76 (34.16) [1:08.13]	350 m :	3:54.26 (34.50)	400 m :	4:27.41 (33.15) [1:07.65]
3.	ECK Rafael	2007	FRA	CNS VALLAURIS	---	4:28.37	972 pts
50 m :	29.69 (29.69)	100 m :	1:02.69 (33.00) [1:02.69]	150 m :	1:36.52 (33.83)	200 m :	2:11.01 (34.49) [1:08.32]
250 m :	2:45.34 (34.33)	300 m :	3:20.04 (34.70) [1:09.03]	350 m :	3:55.03 (34.99)	400 m :	4:28.37 (33.34) [1:08.33]



(Suite) Finale B : 400 Nage Libre Messieurs - (Jeunes 3 : 14 ans)

[J1 : Sa 18/12/2021 - R2]

4.	GENDRIER Esteban	2007	FRA	CSN GUYANCOURT	---	4:29.05	967 pts		
50 m :	31.05 (31.05)	100 m :	1:04.86 (33.81)	[1:04.86]	150 m :	1:39.44 (34.58)	200 m :	2:13.97 (34.53)	[1:09.11]
250 m :	2:48.41 (34.44)	300 m :	3:23.01 (34.60)	[1:09.04]	350 m :	3:56.90 (33.89)	400 m :	4:29.05 (32.15)	[1:06.04]
5.	DELPECH Alexis	2007	FRA	AC HYÈRES	---	4:29.07	967 pts		
50 m :	30.40 (30.40)	100 m :	1:04.41 (34.01)	[1:04.41]	150 m :	1:39.76 (35.35)	200 m :	2:14.39 (34.63)	[1:09.98]
250 m :	2:49.39 (35.00)	300 m :	3:24.10 (34.71)	[1:09.71]	350 m :	3:58.40 (34.30)	400 m :	4:29.07 (30.67)	[1:04.97]
6.	LECOQUIERRE Yann	2007	FRA	DAUPHINS ROMANAIS PÉAGEOIS	---	4:29.20	966 pts		
50 m :	30.85 (30.85)	100 m :	1:04.47 (33.62)	[1:04.47]	150 m :	1:38.21 (33.74)	200 m :	2:12.55 (34.34)	[1:08.08]
250 m :	2:46.89 (34.34)	300 m :	3:21.49 (34.60)	[1:08.94]	350 m :	3:55.99 (34.50)	400 m :	4:29.20 (33.21)	[1:07.71]
7.	LANCIEN Fabian	2007	FRA	ALENÇON NC	---	4:29.44	964 pts		
50 m :	29.05 (29.05)	100 m :	1:03.86 (34.81)	[1:03.86]	150 m :	1:37.32 (33.46)	200 m :	2:12.86 (35.54)	[1:09.00]
250 m :	2:47.07 (34.21)	300 m :	3:22.68 (35.61)	[1:09.82]	350 m :	3:56.77 (34.09)	400 m :	4:29.44 (32.67)	[1:06.76]
8.	GUERIN Gabriel	2007	FRA	ALLONNES JEUNESSE SPORTIVE	---	4:32.36	941 pts		
50 m :	31.34 (31.34)	100 m :	1:05.12 (33.78)	[1:05.12]	150 m :	1:40.39 (35.27)	200 m :	2:14.86 (34.47)	[1:09.74]
250 m :	2:50.22 (35.36)	300 m :	3:24.40 (34.18)	[1:09.54]	350 m :	3:59.21 (34.81)	400 m :	4:32.36 (33.15)	[1:07.96]

CUMUL : 400 Nage Libre Messieurs - (Jeunes 1 & 2 : 12 - 13 ans)

[J1 : Sa 18/12/2021 - R2]

1.	DUSEIGNEUR Mattia	2008	FRA	LILLE MÉTROPOLE NATATION		8:54.83
2.	SENCE Axel	2008	FRA	LILLE MÉTROPOLE NATATION		8:54.92
3.	ESPRIET Adrien	2008	FRA	LILLE MÉTROPOLE NATATION		8:56.08
4.	LEVERT Baptiste	2008	FRA	AS VILLENEUVE-LÈS-AVIGNON		9:02.92
5.	BAYLE Marius	2008	FRA	ASM CHAMALIERES NATATION		9:04.25
6.	MURATORY Nathan	2008	FRA	US COLOMIERS NATATION		9:11.58
7.	BARREAU-LE SOMMER Rémi	2008	FRA	AURAY NATATION		9:13.52
8.	BARTHELEMY Jules	2008	FRA	ES THAON		9:13.68
9.	DEFOIS-PERNOT Oscar	2008	FRA	CN CHALON-SUR-SAONE		9:15.21
10.	ROUX Maël	2008	FRA	ALLIANCE NATATION BESANCON		9:15.85
11.	DOMINGEON Romeo	2008	FRA	NAT VILLEFRANCHE EN BEAUJOLAIS		9:16.15
12.	GRUNDHEBER Maxence	2008	FRA	SC THIONVILLE		9:16.23
13.	BANTAS Quentin	2008	FRA	RACING CLUB DE FRANCE		9:17.88
14.	PETITFRÈRE Théo	2008	FRA	RACING CLUB ARRAS		9:19.48
15.	TOMAS Léo	2008	FRA	SN VERSAILLES		9:22.78
16.	POHU Eloy	2008	FRA	AQUA VALLÉE-DE-CHEVREUSE		9:25.84

Finale A : 400 Nage Libre Messieurs - (Jeunes 1 & 2 : 12 - 13 ans)

[J1 : Sa 18/12/2021 - R2]

1.	ESPRIET Adrien	2008	FRA	LILLE MÉTROPOLE NATATION	---	4:26.85	984 pts		
50 m :	32.67 (32.67)	100 m :	1:06.95 (34.28)	[1:06.95]	150 m :	1:41.52 (34.57)	200 m :	2:15.65 (34.13)	[1:08.70]
250 m :	2:49.26 (33.61)	300 m :	3:22.71 (33.45)	[1:07.06]	350 m :	3:55.85 (33.14)	400 m :	4:26.85 (31.00)	[1:04.14]
2.	SENCE Axel	2008	FRA	LILLE MÉTROPOLE NATATION	---	4:27.02	983 pts		
50 m :	31.44 (31.44)	100 m :	1:05.82 (34.38)	[1:05.82]	150 m :	1:40.28 (34.46)	200 m :	2:15.14 (34.86)	[1:09.32]
250 m :	2:49.18 (34.04)	300 m :	3:23.31 (34.13)	[1:08.17]	350 m :	3:56.42 (33.11)	400 m :	4:27.02 (30.60)	[1:03.71]
3.	DUSEIGNEUR Mattia	2008	FRA	LILLE MÉTROPOLE NATATION	---	4:27.12	982 pts		
50 m :	32.05 (32.05)	100 m :	1:06.68 (34.63)	[1:06.68]	150 m :	1:41.72 (35.04)	200 m :	2:15.58 (33.86)	[1:08.90]
250 m :	2:49.57 (33.99)	300 m :	3:23.26 (33.69)	[1:07.68]	350 m :	3:56.24 (32.98)	400 m :	4:27.12 (30.88)	[1:03.86]
4.	LEVERT Baptiste	2008	FRA	AS VILLENEUVE-LÈS-AVIGNON	---	4:28.13	974 pts		
50 m :	30.79 (30.79)	100 m :	1:04.11 (33.32)	[1:04.11]	150 m :	1:38.70 (34.59)	200 m :	2:13.63 (34.93)	[1:09.52]
250 m :	2:48.68 (35.05)	300 m :	3:22.99 (34.31)	[1:09.36]	350 m :	3:56.36 (33.37)	400 m :	4:28.13 (31.77)	[1:05.14]
5.	BAYLE Marius	2008	FRA	ASM CHAMALIERES NATATION	---	4:31.46	948 pts		
50 m :	30.48 (30.48)	100 m :	1:04.79 (34.31)	[1:04.79]	150 m :	1:39.24 (34.45)	200 m :	2:14.53 (35.29)	[1:09.74]
250 m :	2:48.52 (33.99)	300 m :	3:23.20 (34.68)	[1:08.67]	350 m :	3:57.46 (34.26)	400 m :	4:31.46 (34.00)	[1:08.26]
6.	MURATORY Nathan	2008	FRA	US COLOMIERS NATATION	---	4:34.36	926 pts		
50 m :	30.33 (30.33)	100 m :	1:04.44 (34.11)	[1:04.44]	150 m :	1:39.56 (35.12)	200 m :	2:15.34 (35.78)	[1:10.90]
250 m :	2:50.50 (35.16)	300 m :	3:26.20 (35.70)	[1:10.86]	350 m :	4:01.03 (34.83)	400 m :	4:34.36 (33.33)	[1:08.16]
7.	BARTHELEMY Jules	2008	FRA	ES THAON	---	4:38.81	893 pts		
50 m :	32.05 (32.05)	100 m :	1:07.18 (35.13)	[1:07.18]	150 m :	1:42.45 (35.27)	200 m :	2:17.88 (35.43)	[1:10.70]
250 m :	2:52.52 (34.64)	300 m :	3:27.70 (35.18)	[1:09.82]	350 m :	4:03.55 (35.85)	400 m :	4:38.81 (35.26)	[1:11.11]
8.	ROUX Maël	2008	FRA	ALLIANCE NATATION BESANCON	---	4:38.93	892 pts		
50 m :	30.24 (30.24)	100 m :	1:04.75 (34.51)	[1:04.75]	150 m :	1:39.74 (34.99)	200 m :	2:15.66 (35.92)	[1:10.91]
250 m :	2:52.29 (36.63)	300 m :	3:28.05 (35.76)	[1:12.39]	350 m :	4:04.13 (36.08)	400 m :	4:38.93 (34.80)	[1:10.88]



Finale B : 400 Nage Libre Messieurs - (Jeunes 1 & 2 : 12 - 13 ans)

[J1 : Sa 18/12/2021 - R2]

1.	BARREAU-LE SOMMER Rémi	2008	FRA	AURAY NATATION	---	4:34.21	927 pts		
50 m :	30.59 (30.59)	100 m :	1:05.50 (34.91)	[1:05.50]	150 m :	1:41.04 (35.54)	200 m :	2:16.07 (35.03)	[1:10.57]
250 m :	2:50.25 (34.18)	300 m :	3:25.50 (35.25)	[1:09.43]	350 m :	4:00.88 (35.38)	400 m :	4:34.21 (33.33)	[1:08.71]
2.	DOMINGEON Romeo	2008	FRA	NAT VILLEFRANCHE EN BEAUJOLAIS	---	4:35.17	920 pts		
50 m :	30.56 (30.56)	100 m :	1:05.97 (35.41)	[1:05.97]	150 m :	1:40.78 (34.81)	200 m :	2:16.62 (35.84)	[1:10.65]
250 m :	2:51.35 (34.73)	300 m :	3:27.39 (36.04)	[1:10.77]	350 m :	4:02.24 (34.85)	400 m :	4:35.17 (32.93)	[1:07.78]
3.	GRUNDHEBER Maxence	2008	FRA	SC THIONVILLE	---	4:35.47	918 pts		
50 m :	31.13 (31.13)	100 m :	1:05.60 (34.47)	[1:05.60]	150 m :	1:41.16 (35.56)	200 m :	2:16.44 (35.28)	[1:10.84]
250 m :	2:52.34 (35.90)	300 m :	3:27.81 (35.47)	[1:11.37]	350 m :	4:03.02 (35.21)	400 m :	4:35.47 (32.45)	[1:07.66]
4.	DEFOIS-PERNOT Oscar	2008	FRA	CN CHALON-SUR-SAONE	---	4:37.74	901 pts		
50 m :	30.50 (30.50)	100 m :	1:05.07 (34.57)	[1:05.07]	150 m :	1:40.28 (35.21)	200 m :	2:15.55 (35.27)	[1:10.48]
250 m :	2:50.56 (35.01)	300 m :	3:26.48 (35.92)	[1:10.93]	350 m :	4:02.81 (36.33)	400 m :	4:37.74 (34.93)	[1:11.26]
5.	BANTAS Quentin	2008	FRA	RACING CLUB DE FRANCE	---	4:39.34	889 pts		
50 m :	31.38 (31.38)	100 m :	1:05.92 (34.54)	[1:05.92]	150 m :	1:41.02 (35.10)	200 m :	2:16.69 (35.67)	[1:10.77]
250 m :	2:51.78 (35.09)	300 m :	3:28.10 (36.32)	[1:11.41]	350 m :	4:04.20 (36.10)	400 m :	4:39.34 (35.14)	[1:11.24]
6.	TOMAS Léo	2008	FRA	SN VERSAILLES	---	4:40.51	881 pts		
50 m :	30.60 (30.60)	100 m :	1:05.63 (35.03)	[1:05.63]	150 m :	1:40.97 (35.34)	200 m :	2:16.67 (35.70)	[1:11.04]
250 m :	2:51.99 (35.32)	300 m :	3:28.36 (36.37)	[1:11.69]	350 m :	4:04.24 (35.88)	400 m :	4:40.51 (36.27)	[1:12.15]
7.	PETITFRÈRE Théo	2008	FRA	RACING CLUB ARRAS	---	4:40.82	878 pts		
50 m :	30.98 (30.98)	100 m :	1:05.28 (34.30)	[1:05.28]	150 m :	1:41.62 (36.34)	200 m :	2:17.31 (35.69)	[1:12.03]
250 m :	2:53.92 (36.61)	300 m :	3:30.38 (36.46)	[1:13.07]	350 m :	4:07.02 (36.64)	400 m :	4:40.82 (33.80)	[1:10.44]
8.	POHU Eloy	2008	FRA	AQUA VALLÉE-DE-CHEVREUSE	---	4:44.84	849 pts		
50 m :	31.31 (31.31)	100 m :	1:06.24 (34.93)	[1:06.24]	150 m :	1:42.81 (36.57)	200 m :	2:18.74 (35.93)	[1:12.50]
250 m :	2:56.18 (37.44)	300 m :	3:32.91 (36.73)	[1:14.17]	350 m :	4:09.72 (36.81)	400 m :	4:44.84 (35.12)	[1:11.93]

Séries : 400 Nage Libre Messieurs - (Jeunes 3 : 14 ans)

[J1 : Sa 18/12/2021 - R1]

QFA	1.	RENAULT Léandre	2007	FRA	SN VERSAILLES	---	4:18.08	1053 pts	
50 m :	28.81 (28.81)	100 m :	1:00.40 (31.59)	[1:00.40]	150 m :	1:33.77 (33.37)	200 m :	2:07.31 (33.54)	[1:06.91]
250 m :	2:40.25 (32.94)	300 m :	3:13.79 (33.54)	[1:06.48]	350 m :	3:46.41 (32.62)	400 m :	4:18.08 (31.67)	[1:04.29]
QFA	2.	AUCLAIR Ilian	2007	FRA	ASM CHAMALIERES NATATION	---	4:19.94	1038 pts	
50 m :	28.08 (28.08)	100 m :	59.15 (31.07)	[59.15]	150 m :	1:31.86 (32.71)	200 m :	2:05.73 (33.87)	[1:06.58]
250 m :	2:39.80 (34.07)	300 m :	3:13.93 (34.13)	[1:08.20]	350 m :	3:48.51 (34.58)	400 m :	4:19.94 (31.43)	[1:06.01]
QFA	3.	DUFRAIGNE Mathieu	2007	FRA	PAYS D'AIX NATATION	---	4:21.51	1026 pts	
50 m :	29.15 (29.15)	100 m :	1:01.01 (31.86)	[1:01.01]	150 m :	1:34.19 (33.18)	200 m :	2:07.72 (33.53)	[1:06.71]
250 m :	2:41.18 (33.46)	300 m :	3:15.16 (33.98)	[1:07.44]	350 m :	3:48.60 (33.44)	400 m :	4:21.51 (32.91)	[1:06.35]
QFA	4.	MALFAIT Téo	2007	FRA	NAT VILLEFRANCHE EN BEAUJOLAIS	---	4:24.22	1004 pts	
50 m :	28.70 (28.70)	100 m :	1:02.31 (33.61)	[1:02.31]	150 m :	1:35.53 (33.22)	200 m :	2:09.64 (34.11)	[1:07.33]
250 m :	2:42.89 (33.25)	300 m :	3:17.35 (34.46)	[1:07.71]	350 m :	3:51.17 (33.82)	400 m :	4:24.22 (33.05)	[1:06.87]
QFA	5.	SBRAGGIA Lisandru	2007	FRA	CANET 66 NATATION	---	4:26.61	986 pts	
50 m :	29.37 (29.37)	100 m :	1:03.29 (33.92)	[1:03.29]	150 m :	1:37.41 (34.12)	200 m :	2:11.84 (34.43)	[1:08.55]
250 m :	2:45.76 (33.92)	300 m :	3:20.85 (35.09)	[1:09.01]	350 m :	3:54.09 (33.24)	400 m :	4:26.61 (32.52)	[1:05.76]
QFA	6.	GUEMBEL Flavio	2007	GER	ASPTT TOULOUSE	---	4:27.52	979 pts	
50 m :	30.08 (30.08)	100 m :	1:02.99 (32.91)	[1:02.99]	150 m :	1:37.23 (34.24)	200 m :	2:11.59 (34.36)	[1:08.60]
250 m :	2:45.42 (33.83)	300 m :	3:20.05 (34.63)	[1:08.46]	350 m :	3:54.63 (34.58)	400 m :	4:27.52 (32.89)	[1:07.47]
QFA	7.	NOTTRET--MARIE Paul-Victor	2007	FRA	SN VERSAILLES	---	4:28.07	974 pts	
50 m :	29.70 (29.70)	100 m :	1:01.95 (32.25)	[1:01.95]	150 m :	1:36.28 (34.33)	200 m :	2:10.30 (34.02)	[1:08.35]
250 m :	2:44.39 (34.09)	300 m :	3:19.11 (34.72)	[1:08.81]	350 m :	3:54.12 (35.01)	400 m :	4:28.07 (33.95)	[1:08.96]
QFA	8.	GARIN-COUPILLAUD Timothee	2007	FRA	MULHOUSE ON	---	4:28.74	969 pts	
50 m :	29.83 (29.83)	100 m :	1:04.35 (34.52)	[1:04.35]	150 m :	1:38.72 (34.37)	200 m :	2:13.69 (34.97)	[1:09.34]
250 m :	2:47.83 (34.14)	300 m :	3:22.43 (34.60)	[1:08.74]	350 m :	3:56.14 (33.71)	400 m :	4:28.74 (32.60)	[1:06.31]
QFB	9.	MALEAU Christophe	2007	FRA	LONGVILLIERS CLUB	---	4:28.98	967 pts	
50 m :	30.99 (30.99)	100 m :	1:04.18 (33.19)	[1:04.18]	150 m :	1:38.63 (34.45)	200 m :	2:12.76 (34.13)	[1:08.58]
250 m :	2:47.47 (34.71)	300 m :	3:21.82 (34.35)	[1:09.06]	350 m :	3:56.37 (34.55)	400 m :	4:28.98 (32.61)	[1:07.16]
QFB	10.	LECOQUIERRE Yann	2007	FRA	DAUPHINS ROMANAI PÉAGEOIS	---	4:29.29	965 pts	
50 m :	31.19 (31.19)	100 m :	1:04.62 (33.43)	[1:04.62]	150 m :	1:38.60 (33.98)	200 m :	2:13.05 (34.45)	[1:08.43]
250 m :	2:47.62 (34.57)	300 m :	3:22.59 (34.97)	[1:09.54]	350 m :	3:56.83 (34.24)	400 m :	4:29.29 (32.46)	[1:06.70]
QFB	11.	GENDRIER Esteban	2007	FRA	CSN GUYANCOURT	---	4:29.99	960 pts	
50 m :	30.21 (30.21)	100 m :	1:04.11 (33.90)	[1:04.11]	150 m :	1:38.40 (34.29)	200 m :	2:13.21 (34.81)	[1:09.10]
250 m :	2:47.52 (34.31)	300 m :	3:22.46 (34.94)	[1:09.25]	350 m :	3:56.67 (34.21)	400 m :	4:29.99 (33.32)	[1:07.53]

Résultats



(Suite) Séries : 400 Nage Libre Messieurs - (Jeunes 3 : 14 ans)

[J1 : Sa 18/12/2021 - R1]

QFB	12.	ECK Rafael	2007	FRA	CNS VALLAURIS	---	4:30.47	956 pts		
	50 m :	29.85 (29.85)	100 m :	1:02.95 (33.10)	[1:02.95]	150 m :	1:37.29 (34.34)	200 m :	2:11.48 (34.19)	[1:08.53]
	250 m :	2:46.78 (35.30)	300 m :	3:21.96 (35.18)	[1:10.48]	350 m :	3:56.91 (34.95)	400 m :	4:30.47 (33.56)	[1:08.51]
QFB	13.	DELPECH Alexis	2007	FRA	AC HYÈRES	---	4:30.71	954 pts		
	50 m :	28.34 (28.34)	100 m :	1:01.46 (33.12)	[1:01.46]	150 m :	1:36.43 (34.97)	200 m :	2:12.71 (36.28)	[1:11.25]
	250 m :	2:47.91 (35.20)	300 m :	3:23.48 (35.57)	[1:10.77]	350 m :	3:58.54 (35.06)	400 m :	4:30.71 (32.17)	[1:07.23]
QFB	14.	SIDELSKI Pacôme	2007	FRA	A ASEC NATATION SAINT-PAUL REU	---	4:30.94	952 pts		
	50 m :	29.60 (29.60)	100 m :	1:02.42 (32.82)	[1:02.42]	150 m :	1:37.19 (34.77)	200 m :	2:11.51 (34.32)	[1:09.09]
	250 m :	2:46.62 (35.11)	300 m :	3:21.17 (34.55)	[1:09.66]	350 m :	3:56.24 (35.07)	400 m :	4:30.94 (34.70)	[1:09.77]
QFB	15.	REGNIER Yanis	2007	FRA	GRENOBLE ALP'38	---	4:31.08	951 pts		
	50 m :	30.30 (30.30)	100 m :	1:03.19 (32.89)	[1:03.19]	150 m :	1:37.74 (34.55)	200 m :	2:11.96 (34.22)	[1:08.77]
	250 m :	2:46.90 (34.94)	300 m :	3:22.05 (35.15)	[1:10.09]	350 m :	3:56.72 (34.67)	400 m :	4:31.08 (34.36)	[1:09.03]
QFB	16.	GUERIN Gabriel	2007	FRA	ALLONNES JEUNESSE SPORTIVE	---	4:31.68	947 pts		
	50 m :	28.79 (28.79)	100 m :	1:01.68 (32.89)	[1:01.68]	150 m :	1:35.83 (34.15)	200 m :	2:10.55 (34.72)	[1:08.87]
	250 m :	2:45.49 (34.94)	300 m :	3:21.44 (35.95)	[1:10.89]	350 m :	3:57.43 (35.99)	400 m :	4:31.68 (34.25)	[1:10.24]
	17.	LANCIEN Fabian	2007	FRA	ALENÇON NC	---	4:31.75	946 pts		
	50 m :	28.36 (28.36)	100 m :	1:01.27 (32.91)	[1:01.27]	150 m :	1:35.98 (34.71)	200 m :	2:11.98 (36.00)	[1:10.71]
	250 m :	2:47.57 (35.59)	300 m :	3:23.34 (35.77)	[1:11.36]	350 m :	3:58.91 (35.57)	400 m :	4:31.75 (32.84)	[1:08.41]
	18.	STRAZZABOSCO Quentin	2007	FRA	CN ANTIBES	---	4:31.88	945 pts		
	50 m :	29.78 (29.78)	100 m :	1:02.09 (32.31)	[1:02.09]	150 m :	1:36.49 (34.40)	200 m :	2:10.85 (34.36)	[1:08.76]
	250 m :	2:45.60 (34.75)	300 m :	3:21.05 (35.45)	[1:10.20]	350 m :	3:56.89 (35.84)	400 m :	4:31.88 (34.99)	[1:10.83]
	19.	LEBRETON Auguste	2007	FRA	SPN POITIERS	---	4:32.37	941 pts		
	50 m :	29.58 (29.58)	100 m :	1:02.67 (33.09)	[1:02.67]	150 m :	1:37.75 (35.08)	200 m :	2:13.18 (35.43)	[1:10.51]
	250 m :	2:48.58 (35.40)	300 m :	3:24.21 (35.63)	[1:11.03]	350 m :	3:59.46 (35.25)	400 m :	4:32.37 (32.91)	[1:08.16]
	20.	LEE-BOUHOURS Florian	2007	FRA	AQUA VALLÉE-DE-CHEVREUSE	---	4:33.62	932 pts		
	50 m :	30.66 (30.66)	100 m :	1:04.46 (33.80)	[1:04.46]	150 m :	1:38.99 (34.53)	200 m :	2:13.75 (34.76)	[1:09.29]
	250 m :	2:49.00 (35.25)	300 m :	3:24.40 (35.40)	[1:10.65]	350 m :	3:59.36 (34.96)	400 m :	4:33.62 (34.26)	[1:09.22]
	21.	MEUBRY Simon	2007	FRA	CN BREST	---	4:33.64	932 pts		
	50 m :	29.45 (29.45)	100 m :	1:02.33 (32.88)	[1:02.33]	150 m :	1:37.24 (34.91)	200 m :	2:13.00 (35.76)	[1:10.67]
	250 m :	2:47.71 (34.71)	300 m :	3:23.96 (36.25)	[1:10.96]	350 m :	4:00.15 (36.19)	400 m :	4:33.64 (33.49)	[1:09.68]
	22.	CAPOGNA Benjamin	2007	FRA	TRIATHLON ROMANAIS PEAGEOIS	---	4:33.80	931 pts		
	50 m :	29.89 (29.89)	100 m :	1:03.19 (33.30)	[1:03.19]	150 m :	1:37.51 (34.32)	200 m :	2:12.70 (35.19)	[1:09.51]
	250 m :	2:48.26 (35.56)	300 m :	3:24.13 (35.87)	[1:11.43]	350 m :	3:59.39 (35.26)	400 m :	4:33.80 (34.41)	[1:09.67]
	23.	ANDREE Mathéo	2007	FRA	AVENIR MURET NATATION	---	4:35.33	919 pts		
	50 m :	30.61 (30.61)	100 m :	1:04.42 (33.81)	[1:04.42]	150 m :	1:39.41 (34.99)	200 m :	2:14.75 (35.34)	[1:10.33]
	250 m :	2:50.30 (35.55)	300 m :	3:26.11 (35.81)	[1:11.36]	350 m :	4:01.37 (35.26)	400 m :	4:35.33 (33.96)	[1:09.22]
	24.	EL MOUDIR Ayyoub	2007	FRA	ES MASSY NATATION	---	4:36.15	913 pts		
	50 m :	30.52 (30.52)	100 m :	1:04.79 (34.27)	[1:04.79]	150 m :	1:40.19 (35.40)	200 m :	2:15.61 (35.42)	[1:10.82]
	250 m :	2:51.61 (36.00)	300 m :	3:27.19 (35.58)	[1:11.58]	350 m :	4:02.08 (34.89)	400 m :	4:36.15 (34.07)	[1:08.96]
	25.	LIBICZ Korentin	2007	FRA	EN TOURS	---	4:39.15	891 pts		
	50 m :	30.24 (30.24)	100 m :	1:05.03 (34.79)	[1:05.03]	150 m :	1:40.81 (35.78)	200 m :	2:16.70 (35.89)	[1:11.67]
	250 m :	2:53.06 (36.36)	300 m :	3:29.20 (36.14)	[1:12.50]	350 m :	4:04.80 (35.60)	400 m :	4:39.15 (34.35)	[1:09.95]
	26.	PERAN Noham	2007	FRA	CN MORLAIX	---	4:40.93	877 pts		
	50 m :	30.03 (30.03)	100 m :	1:04.09 (34.06)	[1:04.09]	150 m :	1:38.90 (34.81)	200 m :	2:15.33 (36.43)	[1:11.24]
	250 m :	2:51.67 (36.34)	300 m :	3:29.15 (37.48)	[1:13.82]	350 m :	4:05.41 (36.26)	400 m :	4:40.93 (35.52)	[1:11.78]
	27.	TSIA-KING-FUNG Raphael	2007	FRA	ST-DENIS RÉUNION	---	4:52.01	798 pts		
	50 m :	30.06 (30.06)	100 m :	1:03.20 (33.14)	[1:03.20]	150 m :	1:39.44 (36.24)	200 m :	2:17.33 (37.89)	[1:14.13]
	250 m :	2:55.91 (38.58)	300 m :	3:34.90 (38.99)	[1:17.57]	350 m :	4:14.26 (39.36)	400 m :	4:52.01 (37.75)	[1:17.11]

Séries : 400 Nage Libre Messieurs - (Jeunes 1 & 2 : 12 - 13 ans)

[J1 : Sa 18/12/2021 - R1]

QFA	1.	DUSEIGNEUR Mattia	2008	FRA	LILLE MÉTROPOLE NATATION	---	4:27.71	977 pts		
	50 m :	31.40 (31.40)	100 m :	1:05.62 (34.22)	[1:05.62]	150 m :	1:40.09 (34.47)	200 m :	2:15.30 (35.21)	[1:09.68]
	250 m :	2:49.52 (34.22)	300 m :	3:23.46 (33.94)	[1:08.16]	350 m :	3:56.13 (32.67)	400 m :	4:27.71 (31.58)	[1:04.25]
QFA	2.	SENCE Axel	2008	FRA	LILLE MÉTROPOLE NATATION	---	4:27.90	976 pts		
	50 m :	30.57 (30.57)	100 m :	1:03.83 (33.26)	[1:03.83]	150 m :	1:38.68 (34.85)	200 m :	2:13.33 (34.65)	[1:09.50]
	250 m :	2:47.62 (34.29)	300 m :	3:22.01 (34.39)	[1:08.68]	350 m :	3:56.15 (34.14)	400 m :	4:27.90 (31.75)	[1:05.89]
QFA	3.	ESPRIET Adrien	2008	FRA	LILLE MÉTROPOLE NATATION	---	4:29.23	965 pts		
	50 m :	32.15 (32.15)	100 m :	1:06.17 (34.02)	[1:06.17]	150 m :	1:41.11 (34.94)	200 m :	2:15.56 (34.45)	[1:09.39]
	250 m :	2:49.70 (34.14)	300 m :	3:23.30 (33.60)	[1:07.74]	350 m :	3:57.52 (34.22)	400 m :	4:29.23 (31.71)	[1:05.93]

Résultats



(Suite) Séries : 400 Nage Libre Messieurs - (Jeunes 1 & 2 : 12 - 13 ans)

[J1 : Sa 18/12/2021 - R1]

QFA	4.	BAYLE Marius	2008	FRA	ASM CHAMALIERES NATATION	---	4:32.79	938 pts
		50 m : 29.99 (29.99)			100 m : 1:03.97 (33.98) [1:03.97]		150 m : 1:39.09 (35.12)	200 m : 2:14.41 (35.32) [1:10.44]
		250 m : 2:49.69 (35.28)			300 m : 3:24.71 (35.02) [1:10.30]		350 m : 3:59.82 (35.11)	400 m : 4:32.79 (32.97) [1:08.08]
QFA	5.	LEVERT Baptiste	2008	FRA	AS VILLENEUVE-LÈS-AVIGNON	---	4:34.79	923 pts
		50 m : 30.89 (30.89)			100 m : 1:04.96 (34.07) [1:04.96]		150 m : 1:40.47 (35.51)	200 m : 2:15.81 (35.34) [1:10.85]
		250 m : 2:51.87 (36.06)			300 m : 3:26.97 (35.10) [1:11.16]		350 m : 4:01.98 (35.01)	400 m : 4:34.79 (32.81) [1:07.82]
QFA	6.	BARTHELEMY Jules	2008	FRA	ES THAON	---	4:34.87	922 pts
		50 m : 29.14 (29.14)			100 m : 1:01.74 (32.60) [1:01.74]		150 m : 1:36.20 (34.46)	200 m : 2:10.97 (34.77) [1:09.23]
		250 m : 2:46.86 (35.89)			300 m : 3:23.14 (36.28) [1:12.17]		350 m : 3:59.38 (36.24)	400 m : 4:34.87 (35.49) [1:11.73]
QFA	7.	ROUX Maël	2008	FRA	ALLIANCE NATATION BESANCON	---	4:36.92	907 pts
		50 m : 30.25 (30.25)			100 m : 1:05.05 (34.80) [1:05.05]		150 m : 1:40.37 (35.32)	200 m : 2:15.97 (35.60) [1:10.92]
		250 m : 2:51.64 (35.67)			300 m : 3:27.85 (36.21) [1:11.88]		350 m : 4:03.80 (35.95)	400 m : 4:36.92 (33.12) [1:09.07]
QFA	8.	MURATORY Nathan	2008	FRA	US COLOMIERS NATATION	---	4:37.22	905 pts
		50 m : 30.43 (30.43)			100 m : 1:05.24 (34.81) [1:05.24]		150 m : 1:40.78 (35.54)	200 m : 2:17.39 (36.61) [1:12.15]
		250 m : 2:53.65 (36.26)			300 m : 3:29.94 (36.29) [1:12.55]		350 m : 4:05.70 (35.76)	400 m : 4:37.22 (31.52) [1:07.28]
QFB	9.	DEFOIS-PERNOT Oscar	2008	FRA	CN CHALON-SUR-SAONE	---	4:37.47	903 pts
		50 m : 31.00 (31.00)			100 m : 1:05.49 (34.49) [1:05.49]		150 m : 1:40.25 (34.76)	200 m : 2:15.48 (35.23) [1:09.99]
		250 m : 2:50.96 (35.48)			300 m : 3:26.85 (35.89) [1:11.37]		350 m : 4:02.55 (35.70)	400 m : 4:37.47 (34.92) [1:10.62]
QFB	10.	BANTAS Quentin	2008	FRA	RACING CLUB DE FRANCE	---	4:38.54	895 pts
		50 m : 31.26 (31.26)			100 m : 1:04.87 (33.61) [1:04.87]		150 m : 1:39.84 (34.97)	200 m : 2:15.71 (35.87) [1:10.84]
		250 m : 2:51.70 (35.99)			300 m : 3:27.76 (36.06) [1:12.05]		350 m : 4:03.19 (35.43)	400 m : 4:38.54 (35.35) [1:10.78]
QFB	11.	PETITFRÈRE Théo	2008	FRA	RACING CLUB ARRAS	---	4:38.66	894 pts
		50 m : 29.78 (29.78)			100 m : 1:03.14 (33.36) [1:03.14]		150 m : 1:38.60 (35.46)	200 m : 2:14.38 (35.78) [1:11.24]
		250 m : 2:51.00 (36.62)			300 m : 3:27.62 (36.62) [1:13.24]		350 m : 4:04.08 (36.46)	400 m : 4:38.66 (34.58) [1:11.04]
QFB	12.	BARREAU-LE SOMMER Rémi	2008	FRA	AURAY NATATION	---	4:39.31	889 pts
		50 m : 30.13 (30.13)			100 m : 1:04.16 (34.03) [1:04.16]		150 m : 1:39.65 (35.49)	200 m : 2:15.69 (36.04) [1:11.53]
		250 m : 2:50.95 (35.26)			300 m : 3:27.21 (36.26) [1:11.52]		350 m : 4:04.12 (36.91)	400 m : 4:39.31 (35.19) [1:12.10]
QFB	13.	GRUNDHEBER Maxence	2008	FRA	SC THIONVILLE	---	4:40.76	879 pts
		50 m : 30.32 (30.32)			100 m : 1:05.64 (35.32) [1:05.64]		150 m : 1:41.02 (35.38)	200 m : 2:17.79 (36.77) [1:12.15]
		250 m : 2:53.68 (35.89)			300 m : 3:30.71 (37.03) [1:12.92]		350 m : 4:06.42 (35.71)	400 m : 4:40.76 (34.34) [1:10.05]
QFB	14.	DOMINGEON Romeo	2008	FRA	NAT VILLEFRANCHE EN BEAUJOLAIS	---	4:40.98	877 pts
		50 m : 31.60 (31.60)			100 m : 1:06.75 (35.15) [1:06.75]		150 m : 1:43.34 (36.59)	200 m : 2:19.62 (36.28) [1:12.87]
		250 m : 2:55.96 (36.34)			300 m : 3:32.23 (36.27) [1:12.61]		350 m : 4:07.59 (35.36)	400 m : 4:40.98 (33.39) [1:08.75]
QFB	15.	POHU Eloy	2008	FRA	AQUA VALLÉE-DE-CHEVREUSE	---	4:41.00	877 pts
		50 m : 31.76 (31.76)			100 m : 1:06.97 (35.21) [1:06.97]		150 m : 1:43.16 (36.19)	200 m : 2:19.17 (36.01) [1:12.20]
		250 m : 2:55.29 (36.12)			300 m : 3:31.13 (35.84) [1:11.96]		350 m : 4:07.09 (35.96)	400 m : 4:41.00 (33.91) [1:09.87]
QFB	16.	TOMAS Léo	2008	FRA	SN VERSAILLES	---	4:42.27	868 pts
		50 m : 31.81 (31.81)			100 m : 1:06.87 (35.06) [1:06.87]		150 m : 1:43.18 (36.31)	200 m : 2:19.31 (36.13) [1:12.44]
		250 m : 2:55.40 (36.09)			300 m : 3:31.37 (35.97) [1:12.06]		350 m : 4:07.37 (36.00)	400 m : 4:42.27 (34.90) [1:10.90]
	17.	MARIANI Pierre-Orso	2008	FRA	CNO ST-GERMAIN-EN-LAYE	---	4:42.39	867 pts
		50 m : 31.09 (31.09)			100 m : 1:05.27 (34.18) [1:05.27]		150 m : 1:41.71 (36.44)	200 m : 2:18.13 (36.42) [1:12.86]
		250 m : 2:54.43 (36.30)			300 m : 3:31.54 (37.11) [1:13.41]		350 m : 4:08.42 (36.88)	400 m : 4:42.39 (33.97) [1:10.85]
	18.	CRASSARD Gabriel	2008	FRA	AS MONACO NATATION	---	4:42.59	865 pts
		50 m : 30.47 (30.47)			100 m : 1:06.07 (35.60) [1:06.07]		150 m : 1:42.59 (36.52)	200 m : 2:19.25 (36.66) [1:13.18]
		250 m : 2:56.27 (37.02)			300 m : 3:32.79 (36.52) [1:13.54]		350 m : 4:09.01 (36.22)	400 m : 4:42.59 (33.58) [1:09.80]
	19.	ROUAN Quentin	2008	FRA	GRENOBLE ALP'38	---	4:44.28	853 pts
		50 m : 30.79 (30.79)			100 m : 1:06.11 (35.32) [1:06.11]		150 m : 1:42.43 (36.32)	200 m : 2:19.85 (37.42) [1:13.74]
		250 m : 2:56.12 (36.27)			300 m : 3:33.60 (37.48) [1:13.75]		350 m : 4:09.84 (36.24)	400 m : 4:44.28 (34.44) [1:10.68]
	20.	JAEGY Julien	2009	FRA	DAUPHINS DE ST-LOUIS	---	4:44.40	852 pts
		50 m : 31.67 (31.67)			100 m : 1:07.48 (35.81) [1:07.48]		150 m : 1:44.47 (36.99)	200 m : 2:20.62 (36.15) [1:13.14]
		250 m : 2:57.83 (37.21)			300 m : 3:34.88 (37.05) [1:14.26]		350 m : 4:11.35 (36.47)	400 m : 4:44.40 (33.05) [1:09.52]
	21.	BRUSQUE Remi	2008	FRA	GRAND RODEZ NATATION	---	4:44.45	852 pts
		50 m : 32.51 (32.51)			100 m : 1:08.30 (35.79) [1:08.30]		150 m : 1:44.70 (36.40)	200 m : 2:21.14 (36.44) [1:12.84]
		250 m : 2:57.31 (36.17)			300 m : 3:33.57 (36.26) [1:12.43]		350 m : 4:09.58 (36.01)	400 m : 4:44.45 (34.87) [1:10.88]
	22.	BENARBIA Nacim	2008	FRA	FOS NATATION	---	4:45.52	844 pts
		50 m : 30.38 (30.38)			100 m : 1:04.34 (33.96) [1:04.34]		150 m : 1:38.94 (34.60)	200 m : 2:16.01 (37.07) [1:11.67]
		250 m : 2:52.82 (36.81)			300 m : 3:31.62 (38.80) [1:15.61]		350 m : 4:08.61 (36.99)	400 m : 4:45.52 (36.91) [1:13.90]
	23.	MOUTARDIER Louis	2009	FRA	CN CAMBRAI	---	4:45.87	842 pts
		50 m : 31.56 (31.56)			100 m : 1:07.49 (35.93) [1:07.49]		150 m : 1:44.67 (37.18)	200 m : 2:21.04 (36.37) [1:13.55]
		250 m : 2:57.91 (36.87)			300 m : 3:35.21 (37.30) [1:14.17]		350 m : 4:11.20 (35.99)	400 m : 4:45.87 (34.67) [1:10.66]
	24.	GOMEZ Esteban	2009	FRA	GRAND RODEZ NATATION	---	4:46.47	837 pts
		50 m : 32.37 (32.37)			100 m : 1:07.98 (35.61) [1:07.98]		150 m : 1:44.17 (36.19)	200 m : 2:20.80 (36.63) [1:12.82]
		250 m : 2:56.75 (35.95)			300 m : 3:33.21 (36.46) [1:12.41]		350 m : 4:10.48 (37.27)	400 m : 4:46.47 (35.99) [1:13.26]

Résultats

(Suite) Séries : 400 Nage Libre Messieurs - (Jeunes 1 & 2 : 12 - 13 ans)

[J1 : Sa 18/12/2021 - R1]

25.	RODRIGUEZ Noah	2008	FRA	DAUPHINS TOULOUSE OEC	---	4:46.90	834 pts
50 m :	31.73 (31.73)	100 m :	1:06.98 (35.25) [1:06.98]	150 m :	1:43.65 (36.67)	200 m :	2:20.52 (36.87) [1:13.54]
250 m :	2:57.33 (36.81)	300 m :	3:34.86 (37.53) [1:14.34]	350 m :	4:11.34 (36.48)	400 m :	4:46.90 (35.56) [1:12.04]
26.	BIDA Mohamed Anis	2009	TUN	OLYMPIQUE LA GARENNE-COLOMBES	---	4:47.13	833 pts
50 m :	31.56 (31.56)	100 m :	1:07.17 (35.61) [1:07.17]	150 m :	1:43.14 (35.97)	200 m :	2:20.89 (37.75) [1:13.72]
250 m :	2:57.16 (36.27)	300 m :	3:34.68 (37.52) [1:13.79]	350 m :	4:11.47 (36.79)	400 m :	4:47.13 (35.66) [1:12.45]
27.	DUBOIS Hugo	2009	FRA	CN CAMBRAI	---	4:49.04	819 pts
50 m :	32.46 (32.46)	100 m :	1:08.46 (36.00) [1:08.46]	150 m :	1:44.69 (36.23)	200 m :	2:21.73 (37.04) [1:13.27]
250 m :	2:58.97 (37.24)	300 m :	3:36.24 (37.27) [1:14.51]	350 m :	4:13.17 (36.93)	400 m :	4:49.04 (35.87) [1:12.80]
28.	BOUHADIBA Anes	2009	ALG	DUNKERQUE NATATION	---	4:49.46	816 pts
50 m :	31.92 (31.92)	100 m :	1:07.32 (35.40) [1:07.32]	150 m :	1:44.00 (36.68)	200 m :	2:20.83 (36.83) [1:13.51]
250 m :	2:57.86 (37.03)	300 m :	3:34.90 (37.04) [1:14.07]	350 m :	4:12.18 (37.28)	400 m :	4:49.46 (37.28) [1:14.56]
Br	29. GUNTZBERGER Matthias	2009	FRA	SN VERSAILLES	---	4:51.50	802 pts
50 m :	32.81 (32.81)	100 m :	1:09.69 (36.88) [1:09.69]	150 m :	1:46.81 (37.12)	200 m :	2:24.70 (37.89) [1:15.01]
250 m :	3:01.76 (37.06)	300 m :	3:40.20 (38.44) [1:15.50]	350 m :	4:16.74 (36.54)	400 m :	4:51.50 (34.76) [1:11.30]
Br	29. PATRON Lucas	2008	FRA	NEPTUNE CLUB LORRAIN	---	4:51.50	802 pts
50 m :	33.35 (33.35)	100 m :	1:09.72 (36.37) [1:09.72]	150 m :	1:45.43 (35.71)	200 m :	2:22.04 (36.61) [1:12.32]
250 m :	3:00.13 (38.09)	300 m :	3:37.69 (37.56) [1:15.65]	350 m :	4:14.57 (36.88)	400 m :	4:51.50 (36.93) [1:13.81]
31.	RICCIO Mathias	2009	FRA	MULHOUSE ON	---	4:51.84	799 pts
50 m :	32.54 (32.54)	100 m :	1:08.47 (35.93) [1:08.47]	150 m :	1:45.47 (37.00)	200 m :	2:23.09 (37.62) [1:14.62]
250 m :	3:00.73 (37.64)	300 m :	3:38.87 (38.14) [1:15.78]	350 m :	4:16.39 (37.52)	400 m :	4:51.84 (35.45) [1:12.97]
32.	SCHVARTZ-ARNAUD Joey	2009	FRA	CARIB SWIN TEAM	---	4:52.10	797 pts
50 m :	32.94 (32.94)	100 m :	1:09.42 (36.48) [1:09.42]	150 m :	1:46.71 (37.29)	200 m :	2:23.95 (37.24) [1:14.53]
250 m :	3:01.43 (37.48)	300 m :	3:39.44 (38.01) [1:15.49]	350 m :	4:17.00 (37.56)	400 m :	4:52.10 (35.10) [1:12.66]
33.	FERDJOUNI Camil	2009	FRA	ASM CHAMALIERES NATATION	---	4:52.54	794 pts
50 m :	31.59 (31.59)	100 m :	1:08.28 (36.69) [1:08.28]	150 m :	1:46.02 (37.74)	200 m :	2:24.16 (38.14) [1:15.88]
250 m :	3:01.93 (37.77)	300 m :	3:39.90 (37.97) [1:15.74]	350 m :	4:18.28 (38.38)	400 m :	4:52.54 (34.26) [1:12.64]
34.	PAUSE Alexandre	2008	FRA	ST-DENIS RÉUNION	---	4:54.21	783 pts
50 m :	31.62 (31.62)	100 m :	1:06.86 (35.24) [1:06.86]	150 m :	1:43.88 (37.02)	200 m :	2:21.04 (37.16) [1:14.18]
250 m :	2:58.90 (37.86)	300 m :	3:37.11 (38.21) [1:16.07]	350 m :	4:15.95 (38.84)	400 m :	4:54.21 (38.26) [1:17.10]
35.	RAY Dimitri	2009	FRA	NAT VILLEFRANCHE EN BEAUJOLAIS	---	4:56.84	765 pts
50 m :	33.26 (33.26)	100 m :	1:10.58 (37.32) [1:10.58]	150 m :	1:48.75 (38.17)	200 m :	2:27.73 (38.98) [1:17.15]
250 m :	3:06.23 (38.50)	300 m :	3:44.97 (38.74) [1:17.24]	350 m :	4:22.10 (37.13)	400 m :	4:56.84 (34.74) [1:11.87]
36.	COUTAREL Jean-Claude	2009	FRA	CERCLE AQUATIQUE PISCENOIS	---	5:01.03	736 pts
50 m :	30.96 (30.96)	100 m :	1:09.05 (38.09) [1:09.05]	150 m :	1:48.52 (39.47)	200 m :	2:28.36 (39.84) [1:19.31]
250 m :	3:07.28 (38.92)	300 m :	3:46.87 (39.59) [1:18.51]	350 m :	4:25.37 (38.50)	400 m :	5:01.03 (35.66) [1:14.16]
37.	CORNU Dorian	2009	FRA	CN ANTIBES	---	5:01.51	733 pts
50 m :	33.73 (33.73)	100 m :	1:11.34 (37.61) [1:11.34]	150 m :	1:50.23 (38.89)	200 m :	2:29.68 (39.45) [1:18.34]
250 m :	3:09.43 (39.75)	300 m :	3:48.72 (39.29) [1:19.04]	350 m :	4:26.26 (37.54)	400 m :	5:01.51 (35.25) [1:12.79]
38.	BEKAERT Mathys	2009	FRA	DUNKERQUE NATATION	---	5:02.29	728 pts
50 m :	32.93 (32.93)	100 m :	1:10.90 (37.97) [1:10.90]	150 m :	1:50.20 (39.30)	200 m :	2:29.63 (39.43) [1:18.73]
250 m :	3:09.19 (39.56)	300 m :	3:47.32 (38.13) [1:17.69]	350 m :	4:25.37 (38.05)	400 m :	5:02.29 (36.92) [1:14.97]
39.	ROSALIE Gabriel	2009	FRA	FRANCOIS NATATION CLUB	---	5:04.41	714 pts
50 m :	32.44 (32.44)	100 m :	1:10.19 (37.75) [1:10.19]	150 m :	1:50.63 (40.44)	200 m :	2:29.79 (39.16) [1:19.60]
250 m :	3:08.20 (38.41)	300 m :	3:47.67 (39.47) [1:17.88]	350 m :	4:26.51 (38.84)	400 m :	5:04.41 (37.90) [1:16.74]
40.	CHRISTIN-JENKINS Ronan	2009	FRA	A ASEC NATATION SAINT-PAUL REU	---	5:09.31	681 pts
50 m :	33.98 (33.98)	100 m :	1:13.14 (39.16) [1:13.14]	150 m :	1:53.23 (40.09)	200 m :	2:32.77 (39.54) [1:19.63]
250 m :	3:12.52 (39.75)	300 m :	3:52.01 (39.49) [1:19.24]	350 m :	4:32.12 (40.11)	400 m :	5:09.31 (37.19) [1:17.30]
41.	MAILLOT Valentin	2009	FRA	LES DAUPHINS ST-LOUIS	---	5:14.79	647 pts
50 m :	33.17 (33.17)	100 m :	1:11.61 (38.44) [1:11.61]	150 m :	1:51.22 (39.61)	200 m :	2:31.69 (40.47) [1:20.08]
250 m :	3:12.58 (40.89)	300 m :	3:54.27 (41.69) [1:22.58]	350 m :	4:35.23 (40.96)	400 m :	5:14.79 (39.56) [1:20.52]
---	PETIT Antoine	2008	FRA	AS MONACO NATATION	---	DNS	dec

Résultats



[Cotation FFN]

Records du 1500 Nage Libre Dames

Meilleures Performances Françaises 14 ans: **17:08.66** BARNIET Lou-Anne (2002) FRA 24/07/2016 AMIENS
 Meilleures Performances Françaises 13 ans: **17:22.90** COCCORDANO Clémence (2005) FRA 21/07/2018 RENNES
 Meilleures Performances Françaises 12 ans: **18:13.08** GAULIN Lena (2005) FRA 15/12/2017 TOULOUSE
 Meilleures Performances Françaises 11 ans: **19:15.17** MESMACQUE Rosalie (2010) FRA 18/12/2021 RENNES

Série : 1500 Nage Libre Dames - (Jeunes 3 : 13 ans)

[J1 : Sa 18/12/2021 - R2]

1. RAY Lea		2008	FRA	CNS VALLAURIS	---	18:35.29	1062 pts
50 m :	31.30 (31.30)	100 m :	1:05.96 (34.66) [1:05.96]	150 m :	1:41.92 (35.96)	200 m :	2:18.52 (36.60) [1:12.56]
250 m :	2:54.93 (36.41)	300 m :	3:31.65 (36.72) [1:13.13]	350 m :	4:08.75 (37.10)	400 m :	4:45.63 (36.88) [1:13.98]
450 m :	5:22.64 (37.01)	500 m :	5:59.99 (37.35) [1:14.36]	550 m :	6:37.56 (37.57)	600 m :	7:15.19 (37.63) [1:15.20]
650 m :	7:52.92 (37.73)	700 m :	8:30.46 (37.54) [1:15.27]	750 m :	9:08.90 (38.44)	800 m :	9:47.90 (39.00) [1:17.44]
850 m :	10:26.07 (38.17)	900 m :	11:03.99 (37.92) [1:16.09]	950 m :	11:42.55 (38.56)	1000 m :	12:19.77 (37.22) [1:15.78]
1050 m :	12:57.34 (37.57)	1100 m :	13:35.25 (37.91) [1:15.48]	1150 m :	14:13.20 (37.95)	1200 m :	14:50.67 (37.47) [1:15.42]
1250 m :	15:29.14 (38.47)	1300 m :	16:06.97 (37.83) [1:16.30]	1350 m :	16:45.20 (38.23)	1400 m :	17:22.18 (36.98) [1:15.21]
1450 m :	17:59.27 (37.09)	1500 m :	18:35.29 (36.02) [1:13.11]				
2. CARBONNIER Zélie		2008	FRA	DUNKERQUE NATATION	---	18:42.38	1048 pts
50 m :	32.72 (32.72)	100 m :	1:08.63 (35.91) [1:08.63]	150 m :	1:45.89 (37.26)	200 m :	2:23.37 (37.48) [1:14.74]
250 m :	3:00.77 (37.40)	300 m :	3:38.70 (37.93) [1:15.33]	350 m :	4:16.01 (37.31)	400 m :	4:53.77 (37.76) [1:15.07]
450 m :	5:31.77 (38.00)	500 m :	6:09.90 (38.13) [1:16.13]	550 m :	6:47.24 (37.34)	600 m :	7:24.74 (37.50) [1:14.84]
650 m :	8:02.18 (37.44)	700 m :	8:40.18 (38.00) [1:15.44]	750 m :	9:17.58 (37.40)	800 m :	9:55.93 (38.35) [1:15.75]
850 m :	10:33.41 (37.48)	900 m :	11:11.64 (38.23) [1:15.71]	950 m :	11:49.05 (37.41)	1000 m :	12:27.36 (38.31) [1:15.72]
1050 m :	13:05.66 (38.30)	1100 m :	13:43.01 (37.35) [1:15.65]	1150 m :	14:21.36 (38.35)	1200 m :	14:58.94 (37.58) [1:15.93]
1250 m :	15:36.45 (37.51)	1300 m :	16:14.39 (37.94) [1:15.45]	1350 m :	16:52.55 (38.16)	1400 m :	17:30.42 (37.87) [1:16.03]
1450 m :	18:07.20 (36.78)	1500 m :	18:42.38 (35.18) [1:11.96]				
3. RICHARD Clémence		2008	FRA	TRI-AVENTURE PAYS DE FONTAINEB	---	18:45.57	1042 pts
50 m :	33.41 (33.41)	100 m :	1:09.46 (36.05) [1:09.46]	150 m :	1:46.79 (37.33)	200 m :	2:24.51 (37.72) [1:15.05]
250 m :	3:01.86 (37.35)	300 m :	3:39.65 (37.79) [1:15.14]	350 m :	4:17.51 (37.86)	400 m :	4:55.71 (38.20) [1:16.06]
450 m :	5:33.19 (37.48)	500 m :	6:11.04 (37.85) [1:15.33]	550 m :	6:48.51 (37.47)	600 m :	7:26.31 (37.80) [1:15.27]
650 m :	8:04.37 (38.06)	700 m :	8:42.56 (38.19) [1:16.25]	750 m :	9:20.10 (37.54)	800 m :	9:57.93 (37.83) [1:15.37]
850 m :	10:36.12 (38.19)	900 m :	11:14.14 (38.02) [1:16.21]	950 m :	11:52.35 (38.21)	1000 m :	12:30.52 (38.17) [1:16.38]
1050 m :	13:08.44 (37.92)	1100 m :	13:46.78 (38.34) [1:16.26]	1150 m :	14:24.83 (38.05)	1200 m :	15:03.28 (38.45) [1:16.50]
1250 m :	15:41.07 (37.79)	1300 m :	16:18.98 (37.91) [1:15.70]	1350 m :	16:55.99 (37.01)	1400 m :	17:33.35 (37.36) [1:14.37]
1450 m :	18:09.94 (36.59)	1500 m :	18:45.57 (35.63) [1:12.22]				
4. RADOVICI Giulia		2008	FRA	CN CÉVENNES ALÈS	---	18:46.87	1040 pts
50 m :	32.82 (32.82)	100 m :	1:09.34 (36.52) [1:09.34]	150 m :	1:46.28 (36.94)	200 m :	2:24.12 (37.84) [1:14.78]
250 m :	3:01.50 (37.38)	300 m :	3:39.42 (37.92) [1:15.30]	350 m :	4:16.91 (37.49)	400 m :	4:54.97 (38.06) [1:15.55]
450 m :	5:32.91 (37.94)	500 m :	6:10.54 (37.63) [1:15.57]	550 m :	6:47.97 (37.43)	600 m :	7:26.06 (38.09) [1:15.52]
650 m :	8:03.81 (37.75)	700 m :	8:41.72 (37.91) [1:15.66]	750 m :	9:19.52 (37.80)	800 m :	9:57.53 (38.01) [1:15.81]
850 m :	10:35.82 (38.29)	900 m :	11:14.16 (38.34) [1:16.63]	950 m :	11:52.22 (38.06)	1000 m :	12:31.06 (38.84) [1:16.90]
1050 m :	13:08.57 (37.51)	1100 m :	13:46.94 (38.37) [1:15.88]	1150 m :	14:25.26 (38.32)	1200 m :	15:02.85 (37.59) [1:15.91]
1250 m :	15:40.78 (37.93)	1300 m :	16:19.39 (38.61) [1:16.54]	1350 m :	16:56.52 (37.13)	1400 m :	17:34.15 (37.63) [1:14.76]
1450 m :	18:11.07 (36.92)	1500 m :	18:46.87 (35.80) [1:12.72]				
5. CUREAU Lys		2008	FRA	CSN GUYANCOURT	---	18:59.24	1016 pts
50 m :	33.51 (33.51)	100 m :	1:11.05 (37.54) [1:11.05]	150 m :	1:47.91 (36.86)	200 m :	2:26.48 (38.57) [1:15.43]
250 m :	3:03.86 (37.38)	300 m :	3:42.53 (38.67) [1:16.05]	350 m :	4:19.55 (37.02)	400 m :	4:58.13 (38.58) [1:15.60]
450 m :	5:35.47 (37.34)	500 m :	6:14.33 (38.86) [1:16.20]	550 m :	6:51.82 (37.49)	600 m :	7:30.80 (38.98) [1:16.47]
650 m :	8:08.39 (37.59)	700 m :	8:47.43 (39.04) [1:16.63]	750 m :	9:25.05 (37.62)	800 m :	10:03.96 (38.91) [1:16.53]
850 m :	10:41.58 (37.62)	900 m :	11:20.71 (39.13) [1:16.75]	950 m :	11:58.30 (37.59)	1000 m :	12:37.37 (39.07) [1:16.66]
1050 m :	13:14.92 (37.55)	1100 m :	13:54.41 (39.49) [1:17.04]	1150 m :	14:32.30 (37.89)	1200 m :	15:11.13 (38.83) [1:16.72]
1250 m :	15:48.76 (37.63)	1300 m :	16:27.83 (39.07) [1:16.70]	1350 m :	17:05.20 (37.37)	1400 m :	17:44.13 (38.93) [1:16.30]
1450 m :	18:21.57 (37.44)	1500 m :	18:59.24 (37.67) [1:15.11]				
6. GAUTHIER Jeanne-Lise		2008	FRA	CN CHALON-SUR-SAONE	---	19:01.63	1012 pts
50 m :	32.57 (32.57)	100 m :	1:09.66 (37.09) [1:09.66]	150 m :	1:46.70 (37.04)	200 m :	2:24.48 (37.78) [1:14.82]
250 m :	3:02.03 (37.55)	300 m :	3:39.94 (37.91) [1:15.46]	350 m :	4:17.31 (37.37)	400 m :	4:55.76 (38.45) [1:15.82]
450 m :	5:33.87 (38.11)	500 m :	6:12.09 (38.22) [1:16.33]	550 m :	6:49.97 (37.88)	600 m :	7:28.25 (38.28) [1:16.16]
650 m :	8:06.31 (38.06)	700 m :	8:45.16 (38.85) [1:16.91]	750 m :	9:23.51 (38.35)	800 m :	10:01.96 (38.45) [1:16.80]
850 m :	10:40.73 (38.77)	900 m :	11:19.50 (38.77) [1:17.54]	950 m :	11:58.05 (38.55)	1000 m :	12:37.05 (39.00) [1:17.55]
1050 m :	13:15.55 (38.50)	1100 m :	13:54.39 (38.84) [1:17.34]	1150 m :	14:33.20 (38.81)	1200 m :	15:11.77 (38.57) [1:17.38]
1250 m :	15:50.76 (38.99)	1300 m :	16:29.73 (38.97) [1:17.96]	1350 m :	17:08.79 (39.06)	1400 m :	17:47.40 (38.61) [1:17.67]
1450 m :	18:26.31 (38.91)	1500 m :	19:01.63 (35.32) [1:14.23]				



(Suite) Série : 1500 Nage Libre Dames - (Jeunes 3 : 13 ans)

[J1 - Sa 18/12/2021 - R2]

7. MANALLAH Ilyana		2008	FRA	GRENOBLE ALP'38	---	19:04.59	1006 pts
50 m : 33.20 (33.20)	100 m : 1:09.42 (36.22)	[1:09.42]	150 m : 1:47.36 (37.94)	200 m : 2:25.43 (38.07)	[1:16.01]		
250 m : 3:04.09 (38.66)	300 m : 3:42.32 (38.23)	[1:16.89]	350 m : 4:21.56 (39.24)	400 m : 4:59.84 (38.28)	[1:17.52]		
450 m : 5:39.01 (39.17)	500 m : 6:17.45 (38.44)	[1:17.61]	550 m : 6:56.52 (39.07)	600 m : 7:34.76 (38.24)	[1:17.31]		
650 m : 8:13.75 (38.99)	700 m : 8:52.12 (38.37)	[1:17.36]	750 m : 9:31.20 (39.08)	800 m : 10:09.39 (38.19)	[1:17.27]		
850 m : 10:48.05 (38.66)	900 m : 11:26.35 (38.30)	[1:16.96]	950 m : 12:05.21 (38.86)	1000 m : 12:43.46 (38.25)	[1:17.11]		
1050 m : 13:22.06 (38.60)	1100 m : 14:00.26 (38.20)	[1:16.80]	1150 m : 14:39.02 (38.76)	1200 m : 15:17.60 (38.58)	[1:17.34]		
1250 m : 15:56.62 (39.02)	1300 m : 16:35.24 (38.62)	[1:17.64]	1350 m : 17:14.03 (38.79)	1400 m : 17:52.55 (38.52)	[1:17.31]		
1450 m : 18:29.40 (36.85)	1500 m : 19:04.59 (35.19)	[1:12.04]					
8. JAQUEROD Lilou		2008	FRA	C VIKINGS DE ROUEN	---	19:06.54	1003 pts
50 m : 33.95 (33.95)	100 m : 1:11.83 (37.88)	[1:11.83]	150 m : 1:49.56 (37.73)	200 m : 2:29.12 (39.56)	[1:17.29]		
250 m : 3:07.23 (38.11)	300 m : 3:46.20 (38.97)	[1:17.08]	350 m : 4:24.76 (38.56)	400 m : 5:04.30 (39.54)	[1:18.10]		
450 m : 5:42.71 (38.41)	500 m : 6:21.75 (39.04)	[1:17.45]	550 m : 6:59.33 (39.58)	600 m : 7:38.17 (38.84)	[1:16.42]		
650 m : 8:16.32 (38.15)	700 m : 8:56.30 (39.98)	[1:18.13]	750 m : 9:33.76 (37.46)	800 m : 10:12.95 (39.19)	[1:16.65]		
850 m : 10:50.87 (37.92)	900 m : 11:29.81 (38.94)	[1:16.86]	950 m : 12:07.50 (37.69)	1000 m : 12:46.56 (39.06)	[1:16.75]		
1050 m : 13:25.23 (38.67)	1100 m : 14:04.05 (38.82)	[1:17.49]	1150 m : 14:41.64 (37.59)	1200 m : 15:20.22 (38.58)	[1:16.17]		
1250 m : 15:58.89 (38.67)	1300 m : 16:37.51 (38.62)	[1:17.29]	1350 m : 17:15.19 (37.68)	1400 m : 17:53.67 (38.48)	[1:16.16]		
1450 m : 18:30.57 (36.90)	1500 m : 19:06.54 (35.97)	[1:12.87]					
9. HOCQUETTE Lily-Jeanne		2008	FRA	ST-DENIS RÉUNION	---	19:14.80	988 pts
50 m : 34.69 (34.69)	100 m : 1:12.49 (37.80)	[1:12.49]	150 m : 1:49.72 (37.23)	200 m : 2:28.03 (38.31)	[1:15.54]		
250 m : 3:05.88 (37.85)	300 m : 3:44.48 (38.60)	[1:16.45]	350 m : 4:22.22 (37.74)	400 m : 5:01.36 (39.14)	[1:16.88]		
450 m : 5:39.36 (38.00)	500 m : 6:19.42 (40.06)	[1:18.06]	550 m : 6:57.67 (38.25)	600 m : 7:36.58 (38.91)	[1:17.16]		
650 m : 8:15.23 (38.65)	700 m : 8:54.23 (39.00)	[1:17.65]	750 m : 9:32.68 (38.45)	800 m : 10:12.29 (39.61)	[1:18.06]		
850 m : 10:50.54 (38.25)	900 m : 11:30.61 (40.07)	[1:18.32]	950 m : 12:09.41 (38.80)	1000 m : 12:48.66 (39.25)	[1:18.05]		
1050 m : 13:26.96 (38.30)	1100 m : 14:06.69 (39.73)	[1:18.03]	1150 m : 14:44.98 (38.29)	1200 m : 15:23.56 (38.58)	[1:16.87]		
1250 m : 16:01.93 (38.37)	1300 m : 16:41.56 (39.63)	[1:18.00]	1350 m : 17:20.37 (38.81)	1400 m : 17:59.10 (38.73)	[1:17.54]		
1450 m : 18:36.82 (37.72)	1500 m : 19:14.80 (37.98)	[1:15.70]					
10. PARENT Thea		2008	FRA	CN ORANGE	---	19:16.36	985 pts
50 m : 33.95 (33.95)	100 m : 1:10.75 (36.80)	[1:10.75]	150 m : 1:49.15 (38.40)	200 m : 2:27.55 (38.40)	[1:16.80]		
250 m : 3:06.78 (39.23)	300 m : 3:45.53 (38.75)	[1:17.98]	350 m : 4:25.06 (39.53)	400 m : 5:03.75 (38.69)	[1:18.22]		
450 m : 5:42.75 (39.00)	500 m : 6:21.43 (38.68)	[1:17.68]	550 m : 7:00.14 (38.71)	600 m : 7:38.32 (38.18)	[1:16.89]		
650 m : 8:17.11 (38.79)	700 m : 8:55.89 (38.78)	[1:17.57]	750 m : 9:34.72 (38.83)	800 m : 10:13.04 (38.32)	[1:17.15]		
850 m : 10:52.36 (39.32)	900 m : 11:31.04 (38.68)	[1:18.00]	950 m : 12:10.58 (39.54)	1000 m : 12:49.33 (38.75)	[1:18.29]		
1050 m : 13:28.74 (39.41)	1100 m : 14:07.59 (38.85)	[1:18.26]	1150 m : 14:46.82 (39.23)	1200 m : 15:25.26 (38.44)	[1:17.67]		
1250 m : 16:04.77 (39.51)	1300 m : 16:43.29 (38.52)	[1:18.03]	1350 m : 17:22.77 (39.48)	1400 m : 18:01.16 (38.39)	[1:17.87]		
1450 m : 18:39.81 (38.65)	1500 m : 19:16.36 (36.55)	[1:15.20]					
11. FERE Anaëlle		2008	FRA	GRAVELINES NATATION	---	19:16.54	984 pts
50 m : 34.28 (34.28)	100 m : 1:11.72 (37.44)	[1:11.72]	150 m : 1:50.48 (38.76)	200 m : 2:28.58 (38.10)	[1:16.86]		
250 m : 3:06.83 (38.25)	300 m : 3:45.26 (38.43)	[1:16.68]	350 m : 4:23.97 (38.71)	400 m : 5:02.42 (38.45)	[1:17.16]		
450 m : 5:41.32 (38.90)	500 m : 6:20.43 (39.11)	[1:18.01]	550 m : 6:59.28 (38.85)	600 m : 7:37.94 (38.66)	[1:17.51]		
650 m : 8:17.16 (39.22)	700 m : 8:55.78 (38.62)	[1:17.84]	750 m : 9:34.84 (39.06)	800 m : 10:13.75 (38.91)	[1:17.97]		
850 m : 10:53.31 (39.56)	900 m : 11:32.28 (38.97)	[1:18.53]	950 m : 12:11.49 (39.21)	1000 m : 12:50.57 (39.08)	[1:18.29]		
1050 m : 13:29.79 (39.22)	1100 m : 14:08.22 (38.43)	[1:17.65]	1150 m : 14:47.25 (39.03)	1200 m : 15:25.98 (38.73)	[1:17.76]		
1250 m : 16:05.26 (39.28)	1300 m : 16:44.36 (39.10)	[1:18.38]	1350 m : 17:23.31 (38.95)	1400 m : 18:01.75 (38.44)	[1:17.39]		
1450 m : 18:40.37 (38.62)	1500 m : 19:16.54 (36.17)	[1:14.79]					
12. DARRIGADE Mila		2008	FRA	CN ANTIBES	---	19:19.70	979 pts
50 m : 32.75 (32.75)	100 m : 1:09.78 (37.03)	[1:09.78]	150 m : 1:47.58 (37.80)	200 m : 2:26.46 (38.88)	[1:16.68]		
250 m : 3:05.29 (38.83)	300 m : 3:44.34 (39.05)	[1:17.88]	350 m : 4:23.70 (39.36)	400 m : 5:02.42 (38.72)	[1:18.08]		
450 m : 5:42.07 (39.65)	500 m : 6:20.92 (38.85)	[1:18.50]	550 m : 6:59.73 (38.81)	600 m : 7:38.78 (39.05)	[1:17.86]		
650 m : 8:17.74 (38.96)	700 m : 8:56.93 (39.19)	[1:18.15]	750 m : 9:36.44 (39.51)	800 m : 10:15.21 (38.77)	[1:18.28]		
850 m : 10:54.12 (38.91)	900 m : 11:33.24 (39.12)	[1:18.03]	950 m : 12:12.48 (39.24)	1000 m : 12:51.44 (38.96)	[1:18.20]		
1050 m : 13:30.50 (39.06)	1100 m : 14:10.05 (39.55)	[1:18.61]	1150 m : 14:49.41 (39.36)	1200 m : 15:28.47 (39.06)	[1:18.42]		
1250 m : 16:08.29 (39.82)	1300 m : 16:47.19 (38.90)	[1:18.72]	1350 m : 17:26.58 (39.39)	1400 m : 18:05.81 (39.23)	[1:18.62]		
1450 m : 18:44.12 (38.31)	1500 m : 19:19.70 (35.58)	[1:13.89]					
13. CHUPIN Lucia		2008	FRA	CN FONTAINEBLEAU-AVON	---	19:20.59	977 pts
50 m : 33.56 (33.56)	100 m : 1:10.80 (37.24)	[1:10.80]	150 m : 1:48.27 (37.47)	200 m : 2:26.55 (38.28)	[1:15.75]		
250 m : 3:04.89 (38.34)	300 m : 3:42.68 (37.79)	[1:16.13]	350 m : 4:21.57 (38.89)	400 m : 5:00.65 (39.08)	[1:17.97]		
450 m : 5:39.64 (38.99)	500 m : 6:18.53 (38.89)	[1:17.88]	550 m : 6:57.36 (38.83)	600 m : 7:36.17 (38.81)	[1:17.64]		
650 m : 8:15.62 (39.45)	700 m : 8:55.24 (39.62)	[1:19.07]	750 m : 9:33.29 (38.05)	800 m : 10:12.86 (39.57)	[1:17.62]		
850 m : 10:52.38 (39.52)	900 m : 11:31.26 (38.88)	[1:18.40]	950 m : 12:10.91 (39.65)	1000 m : 12:49.53 (38.62)	[1:18.27]		
1050 m : 13:28.48 (38.95)	1100 m : 14:08.39 (39.91)	[1:18.86]	1150 m : 14:47.20 (38.81)	1200 m : 15:27.23 (40.03)	[1:18.84]		
1250 m : 16:06.48 (39.25)	1300 m : 16:46.61 (40.13)	[1:19.38]	1350 m : 17:26.62 (40.01)	1400 m : 18:06.53 (39.91)	[1:19.92]		
1450 m : 18:44.52 (37.99)	1500 m : 19:20.59 (36.07)	[1:14.06]					

Résultats
(Suite) Série : 1500 Nage Libre Dames - (Jeunes 3 : 13 ans)

[J1 : Sa 18/12/2021 - R2]

14. BIZE Eva		2008	FRA	SN VERSAILLES	---	19:22.82	973 pts
50 m :	33.46 (33.46)	100 m :	1:10.74 (37.28)	150 m :	1:49.01 (38.27)	200 m :	2:27.30 (38.29)
250 m :	3:06.89 (39.59)	300 m :	3:45.86 (38.97)	350 m :	4:25.63 (39.77)	400 m :	5:04.80 (39.17)
450 m :	5:45.04 (40.24)	500 m :	6:24.36 (39.32)	550 m :	7:03.73 (39.37)	600 m :	7:42.98 (39.25)
650 m :	8:22.33 (39.35)	700 m :	9:01.64 (39.31)	750 m :	9:41.01 (39.37)	800 m :	10:20.05 (39.04)
850 m :	10:59.24 (39.19)	900 m :	11:38.37 (39.13)	950 m :	12:17.49 (39.12)	1000 m :	12:56.18 (38.69)
1050 m :	13:34.76 (38.58)	1100 m :	14:13.54 (38.78)	1150 m :	14:52.85 (39.31)	1200 m :	15:31.81 (38.96)
1250 m :	16:10.96 (39.15)	1300 m :	16:49.88 (38.92)	1350 m :	17:28.99 (39.11)	1400 m :	18:08.05 (39.06)
1450 m :	18:45.96 (37.91)	1500 m :	19:22.82 (36.86)				
15. CALAIS Alice		2008	FRA	CN CANNES	---	19:26.93	965 pts
50 m :	34.63 (34.63)	100 m :	1:13.67 (39.04)	150 m :	1:52.46 (38.79)	200 m :	2:32.30 (39.84)
250 m :	3:11.23 (38.93)	300 m :	3:51.03 (39.80)	350 m :	4:29.83 (38.80)	400 m :	5:09.52 (39.69)
450 m :	5:48.32 (38.80)	500 m :	6:27.91 (39.59)	550 m :	7:06.45 (38.54)	600 m :	7:46.01 (39.56)
650 m :	8:24.42 (38.41)	700 m :	9:03.67 (39.25)	750 m :	9:42.53 (38.86)	800 m :	10:22.22 (39.69)
850 m :	11:01.23 (39.01)	900 m :	11:40.57 (39.34)	950 m :	12:18.98 (38.41)	1000 m :	12:58.49 (39.51)
1050 m :	13:37.04 (38.55)	1100 m :	14:16.03 (38.99)	1150 m :	14:54.86 (38.83)	1200 m :	15:34.24 (39.38)
1250 m :	16:12.94 (38.70)	1300 m :	16:52.43 (39.49)	1350 m :	17:31.47 (39.04)	1400 m :	18:11.11 (39.64)
1450 m :	18:48.76 (37.65)	1500 m :	19:26.93 (38.17)				
16. BRIGUI Ines		2008	FRA	VAL D'ESSONNE MENNECY AQUA CLU	---	19:35.02	951 pts
50 m :	34.34 (34.34)	100 m :	1:13.14 (38.80)	150 m :	1:52.21 (39.07)	200 m :	2:31.52 (39.31)
250 m :	3:10.83 (39.31)	300 m :	3:50.37 (39.54)	350 m :	4:29.12 (38.75)	400 m :	5:08.53 (39.41)
450 m :	5:47.35 (38.82)	500 m :	6:26.89 (39.54)	550 m :	7:05.64 (38.75)	600 m :	7:45.25 (39.61)
650 m :	8:23.96 (38.71)	700 m :	9:03.58 (39.62)	750 m :	9:42.45 (38.87)	800 m :	10:22.22 (39.77)
850 m :	11:01.22 (39.00)	900 m :	11:40.94 (39.72)	950 m :	12:19.89 (38.95)	1000 m :	12:59.78 (39.89)
1050 m :	13:39.08 (39.30)	1100 m :	14:19.75 (40.67)	1150 m :	14:58.93 (39.18)	1200 m :	15:39.41 (40.48)
1250 m :	16:18.91 (39.50)	1300 m :	16:58.99 (40.08)	1350 m :	17:38.54 (39.55)	1400 m :	18:18.86 (40.32)
1450 m :	18:57.70 (38.84)	1500 m :	19:35.02 (37.32)				
17. DEMONTE Jeanne		2008	FRA	MONTPELLIER METROPOLE NATATION	---	19:37.44	946 pts
50 m :	33.57 (33.57)	100 m :	1:10.60 (37.03)	150 m :	1:48.72 (38.12)	200 m :	2:27.52 (38.80)
250 m :	3:05.82 (38.30)	300 m :	3:45.15 (39.33)	350 m :	4:24.24 (39.09)	400 m :	5:03.95 (39.71)
450 m :	5:42.77 (38.82)	500 m :	6:22.71 (39.94)	550 m :	7:02.41 (39.70)	600 m :	7:42.30 (39.89)
650 m :	8:22.44 (40.14)	700 m :	9:02.37 (39.93)	750 m :	9:41.89 (39.52)	800 m :	10:22.49 (40.60)
850 m :	11:02.27 (39.78)	900 m :	11:42.39 (40.12)	950 m :	12:22.34 (39.95)	1000 m :	13:01.75 (39.41)
1050 m :	13:41.93 (40.18)	1100 m :	14:21.68 (39.75)	1150 m :	15:01.67 (39.99)	1200 m :	15:41.88 (40.21)
1250 m :	16:21.43 (39.55)	1300 m :	17:01.66 (40.23)	1350 m :	17:40.88 (39.22)	1400 m :	18:21.00 (40.12)
1450 m :	18:59.61 (38.61)	1500 m :	19:37.44 (37.83)				
18. NANDARIAN Shirin		2008	ITA	TEAM STRASBOURG SNS-ASPTT-PCS	---	19:39.92	942 pts
50 m :	32.24 (32.24)	100 m :	1:09.33 (37.09)	150 m :	1:47.55 (38.22)	200 m :	2:26.68 (39.13)
250 m :	3:06.21 (39.53)	300 m :	3:45.95 (39.74)	350 m :	4:25.85 (39.90)	400 m :	5:05.79 (39.94)
450 m :	5:45.66 (39.87)	500 m :	6:25.13 (39.47)	550 m :	7:04.63 (39.50)	600 m :	7:44.59 (39.96)
650 m :	8:24.31 (39.72)	700 m :	9:04.06 (39.75)	750 m :	9:43.85 (39.79)	800 m :	10:23.96 (40.11)
850 m :	11:03.88 (39.92)	900 m :	11:43.87 (39.99)	950 m :	12:23.58 (39.71)	1000 m :	13:03.43 (39.85)
1050 m :	13:43.61 (40.18)	1100 m :	14:23.46 (39.85)	1150 m :	15:03.59 (40.13)	1200 m :	15:43.34 (39.75)
1250 m :	16:23.26 (39.92)	1300 m :	17:03.13 (39.87)	1350 m :	17:43.01 (39.88)	1400 m :	18:22.59 (39.58)
1450 m :	19:01.75 (39.16)	1500 m :	19:39.92 (38.17)				
19. FREMION Capucine-Latinka		2008	FRA	AQUA VALLÉE-DE-CHEVREUSE	---	19:40.72	941 pts
50 m :	35.84 (35.84)	100 m :	1:14.48 (38.64)	150 m :	1:54.71 (40.23)	200 m :	2:33.92 (39.21)
250 m :	3:13.71 (39.79)	300 m :	3:52.25 (38.54)	350 m :	4:32.07 (39.82)	400 m :	5:11.00 (38.93)
450 m :	5:50.84 (39.84)	500 m :	6:30.13 (39.29)	550 m :	7:10.12 (39.99)	600 m :	7:49.77 (39.65)
650 m :	8:30.01 (40.24)	700 m :	9:09.59 (39.58)	750 m :	9:49.99 (40.40)	800 m :	10:29.34 (39.35)
850 m :	11:09.22 (39.88)	900 m :	11:48.40 (39.18)	950 m :	12:28.08 (39.68)	1000 m :	13:07.70 (39.62)
1050 m :	13:47.72 (40.02)	1100 m :	14:27.16 (39.44)	1150 m :	15:07.58 (40.42)	1200 m :	15:46.74 (39.16)
1250 m :	16:26.54 (39.80)	1300 m :	17:05.78 (39.24)	1350 m :	17:46.06 (40.28)	1400 m :	18:25.26 (39.20)
1450 m :	19:03.44 (38.18)	1500 m :	19:40.72 (37.28)				
20. POBEL-CRAPPE Laura		2008	FRA	CSN GUYANCOURT	---	19:50.01	924 pts
50 m :	35.83 (35.83)	100 m :	1:14.35 (38.52)	150 m :	1:53.70 (39.35)	200 m :	2:32.78 (39.08)
250 m :	3:12.90 (40.12)	300 m :	3:52.43 (39.53)	350 m :	4:31.88 (39.45)	400 m :	5:11.06 (39.18)
450 m :	5:50.86 (39.80)	500 m :	6:29.96 (39.10)	550 m :	7:09.43 (39.47)	600 m :	7:48.85 (39.42)
650 m :	8:28.94 (40.09)	700 m :	9:08.71 (39.77)	750 m :	9:49.20 (40.49)	800 m :	10:29.32 (40.12)
850 m :	11:09.61 (40.29)	900 m :	11:49.41 (39.80)	950 m :	12:28.55 (39.14)	1000 m :	13:09.22 (40.67)
1050 m :	13:49.03 (39.81)	1100 m :	14:29.13 (40.10)	1150 m :	15:09.42 (40.29)	1200 m :	15:49.22 (39.80)
1250 m :	16:28.90 (39.68)	1300 m :	17:09.34 (40.44)	1350 m :	17:49.73 (40.39)	1400 m :	18:29.92 (40.19)
1450 m :	19:10.15 (40.23)	1500 m :	19:50.01 (39.86)				



(Suite) Série : 1500 Nage Libre Dames - (Jeunes 3 : 13 ans)

[J1 : Sa 18/12/2021 - R2]

21. MAILLIEZ Lily		2008	FRA	DAUPHINS TOULOUSE OEC	---	19:55.98	913 pts
50 m :	33.14 (33.14)	100 m :	1:10.24 (37.10) [1:10.24]	150 m :	1:48.74 (38.50)	200 m :	2:27.59 (38.85) [1:17.35]
250 m :	3:07.22 (39.63)	300 m :	3:46.19 (38.97) [1:18.60]	350 m :	4:26.14 (39.95)	400 m :	5:05.65 (39.51) [1:19.46]
450 m :	5:46.14 (40.49)	500 m :	6:25.37 (39.23) [1:19.72]	550 m :	7:05.69 (40.32)	600 m :	7:45.78 (40.09) [1:20.41]
650 m :	8:26.87 (41.09)	700 m :	9:06.52 (39.65) [1:20.74]	750 m :	9:46.75 (40.23)	800 m :	10:26.78 (40.03) [1:20.26]
850 m :	11:07.78 (41.00)	900 m :	11:48.10 (40.32) [1:21.32]	950 m :	12:29.74 (41.64)	1000 m :	13:09.41 (39.67) [1:21.31]
1050 m :	13:50.38 (40.97)	1100 m :	14:31.04 (40.66) [1:21.63]	1150 m :	15:12.24 (41.20)	1200 m :	15:53.10 (40.86) [1:22.06]
1250 m :	16:34.42 (41.32)	1300 m :	17:14.77 (40.35) [1:21.67]	1350 m :	17:55.61 (40.84)	1400 m :	18:35.93 (40.32) [1:21.16]
1450 m :	19:16.60 (40.67)	1500 m :	19:55.98 (39.38) [1:20.05]				
22. RAOUZAIYOU Artémis		2008	GRE	TEAM STRASBOURG SNS-ASPTT-PCS	---	19:57.55	911 pts
50 m :	33.91 (33.91)	100 m :	1:11.67 (37.76) [1:11.67]	150 m :	1:51.01 (39.34)	200 m :	2:30.66 (39.65) [1:18.99]
250 m :	3:10.71 (40.05)	300 m :	3:49.98 (39.27) [1:19.32]	350 m :	4:29.79 (39.81)	400 m :	5:09.78 (39.99) [1:19.80]
450 m :	5:49.54 (39.76)	500 m :	6:28.92 (39.38) [1:19.14]	550 m :	7:09.32 (40.40)	600 m :	7:49.43 (40.11) [1:20.51]
650 m :	8:29.78 (40.35)	700 m :	9:09.72 (39.94) [1:20.29]	750 m :	9:50.45 (40.73)	800 m :	10:30.28 (39.83) [1:20.56]
850 m :	11:10.97 (40.69)	900 m :	11:51.17 (40.20) [1:20.89]	950 m :	12:31.97 (40.80)	1000 m :	13:12.66 (40.69) [1:21.49]
1050 m :	13:53.63 (40.97)	1100 m :	14:34.26 (40.63) [1:21.60]	1150 m :	15:15.27 (41.01)	1200 m :	15:56.05 (40.78) [1:21.79]
1250 m :	16:37.26 (41.21)	1300 m :	17:18.26 (41.00) [1:22.21]	1350 m :	17:59.59 (41.33)	1400 m :	18:39.25 (39.66) [1:20.99]
1450 m :	19:19.10 (39.85)	1500 m :	19:57.55 (38.45) [1:18.30]				
23. PAOLI Elea		2008	FRA	A.S.M BELFORT NATATION	---	20:00.86	905 pts
50 m :	35.78 (35.78)	100 m :	1:15.16 (39.38) [1:15.16]	150 m :	1:55.58 (40.42)	200 m :	2:35.92 (40.34) [1:20.76]
250 m :	3:16.18 (40.26)	300 m :	3:55.85 (39.67) [1:19.93]	350 m :	4:36.27 (40.42)	400 m :	5:16.12 (39.85) [1:20.27]
450 m :	5:56.43 (40.31)	500 m :	6:36.13 (39.70) [1:20.01]	550 m :	7:16.93 (40.80)	600 m :	7:56.90 (39.97) [1:20.77]
650 m :	8:37.73 (40.83)	700 m :	9:17.29 (39.56) [1:20.39]	750 m :	9:57.76 (40.47)	800 m :	10:37.33 (39.57) [1:20.04]
850 m :	11:18.19 (40.86)	900 m :	11:58.04 (39.85) [1:20.71]	950 m :	12:38.73 (40.69)	1000 m :	13:18.67 (39.94) [1:20.63]
1050 m :	13:59.24 (40.57)	1100 m :	14:39.37 (40.13) [1:20.70]	1150 m :	15:20.08 (40.71)	1200 m :	16:00.49 (40.41) [1:21.12]
1250 m :	16:41.53 (41.04)	1300 m :	17:21.85 (40.32) [1:21.36]	1350 m :	18:02.60 (40.75)	1400 m :	18:42.33 (39.73) [1:20.48]
1450 m :	19:22.52 (40.19)	1500 m :	20:00.86 (38.34) [1:18.53]				
--- ARMATOL Garance		2008	FRA	MONTÉLIMAR NAUTIC CLUB		DNS dec	
--- CLAUDIC Malaïka		2008	FRA	CANET 66 NATATION		DNF	
24. PEBORDE-CESCAU Luna		2008	FRA	VAL DE L'EYRE NATATION	---	20:09.73	889 pts
50 m :	35.15 (35.15)	100 m :	1:13.93 (38.78) [1:13.93]	150 m :	1:53.61 (39.68)	200 m :	2:33.32 (39.71) [1:19.39]
250 m :	3:13.49 (40.17)	300 m :	3:53.91 (40.42) [1:20.59]	350 m :	3:16.09 (-37.82)	400 m :	5:15.35 (1:59.26) [1:21.44]
450 m :	5:55.91 (40.56)	500 m :	6:36.81 (40.90) [1:21.46]	550 m :	7:17.66 (40.85)	600 m :	7:58.81 (41.15) [1:22.00]
650 m :	8:39.94 (41.13)	700 m :	9:20.48 (40.54) [1:21.67]	750 m :	10:01.25 (40.77)	800 m :	10:42.00 (40.75) [1:21.52]
850 m :	11:22.86 (40.86)	900 m :	12:03.51 (40.65) [1:21.51]	950 m :	12:43.74 (40.23)	1000 m :	13:24.61 (40.87) [1:21.10]
1050 m :	14:05.09 (40.48)	1100 m :	14:45.67 (40.58) [1:21.06]	1150 m :	15:26.22 (40.55)	1200 m :	16:07.49 (41.27) [1:21.82]
1250 m :	16:48.39 (40.90)	1300 m :	17:29.38 (40.99) [1:21.89]	1350 m :	18:10.04 (40.66)	1400 m :	18:50.75 (40.71) [1:21.37]
1450 m :	19:30.63 (39.88)	1500 m :	20:09.73 (39.10) [1:18.98]				

Séries : 1500 Nage Libre Dames - (Jeunes 1 & 2 : 11 - 12 ans)

[J1 : Sa 18/12/2021 - R1]

1. RAVIER Leana		2009	FRA	LILLE MÉTROPOLE NATATION	---	18:39.90	1053 pts
50 m :	32.93 (32.93)	100 m :	1:08.88 (35.95) [1:08.88]	150 m :	1:45.57 (36.69)	200 m :	2:22.55 (36.98) [1:13.67]
250 m :	2:59.35 (36.80)	300 m :	3:36.28 (36.93) [1:13.73]	350 m :	4:12.84 (36.56)	400 m :	4:49.95 (37.11) [1:13.67]
450 m :	5:27.60 (37.65)	500 m :	6:04.77 (37.17) [1:14.82]	550 m :	6:41.61 (36.84)	600 m :	7:18.96 (37.35) [1:14.19]
650 m :	7:57.00 (38.04)	700 m :	8:34.47 (37.47) [1:15.51]	750 m :	9:11.89 (37.42)	800 m :	9:49.31 (37.42) [1:14.84]
850 m :	10:26.72 (37.41)	900 m :	11:04.89 (38.17) [1:15.58]	950 m :	11:42.89 (38.00)	1000 m :	12:20.04 (37.15) [1:15.15]
1050 m :	12:58.31 (38.27)	1100 m :	13:36.30 (37.99) [1:16.26]	1150 m :	14:14.84 (38.54)	1200 m :	14:53.91 (39.07) [1:17.61]
1250 m :	15:32.23 (38.32)	1300 m :	16:11.25 (39.02) [1:17.34]	1350 m :	16:49.09 (37.84)	1400 m :	17:27.12 (38.03) [1:15.87]
1450 m :	18:03.29 (36.17)	1500 m :	18:39.90 (36.61) [1:12.78]				
2. SAUZEAU Lilou		2009	FRA	SN VERSAILLES	---	18:41.13	1051 pts
50 m :	31.91 (31.91)	100 m :	1:07.00 (35.09) [1:07.00]	150 m :	1:43.51 (36.51)	200 m :	2:20.68 (37.17) [1:13.68]
250 m :	2:57.88 (37.20)	300 m :	3:35.27 (37.39) [1:14.59]	350 m :	4:12.70 (37.43)	400 m :	4:50.05 (37.35) [1:14.78]
450 m :	5:27.43 (37.38)	500 m :	6:04.97 (37.54) [1:14.92]	550 m :	6:42.67 (37.70)	600 m :	7:20.73 (38.06) [1:15.76]
650 m :	7:58.30 (37.57)	700 m :	8:36.34 (38.04) [1:15.61]	750 m :	9:14.19 (37.85)	800 m :	9:51.69 (37.50) [1:15.35]
850 m :	10:29.60 (37.91)	900 m :	11:07.46 (37.86) [1:15.77]	950 m :	11:45.18 (37.72)	1000 m :	12:22.91 (37.73) [1:15.45]
1050 m :	13:01.07 (38.16)	1100 m :	13:38.97 (37.90) [1:16.06]	1150 m :	14:17.11 (38.14)	1200 m :	14:54.83 (37.72) [1:15.86]
1250 m :	15:33.13 (38.30)	1300 m :	16:11.70 (38.57) [1:16.87]	1350 m :	16:49.96 (38.26)	1400 m :	17:27.80 (37.84) [1:16.10]
1450 m :	18:05.04 (37.24)	1500 m :	18:41.13 (36.09) [1:13.33]				



(Suite) Séries : 1500 Nage Libre Dames - (Jeunes 1 & 2 : 11 - 12 ans)

[J1 : Sa 18/12/2021 - R1]

3. LELONG Lola		2009	FRA	LILLE MÉTROPOLE NATATION	---	18:53.47	1027 pts
50 m :	33.02 (33.02)	100 m :	1:08.95 (35.93) [1:08.95]	150 m :	1:45.20 (36.25)	200 m :	2:22.78 (37.58) [1:13.83]
250 m :	3:00.31 (37.53)	300 m :	3:38.27 (37.96) [1:15.49]	350 m :	4:16.33 (38.06)	400 m :	4:54.32 (37.99) [1:16.05]
450 m :	5:32.28 (37.96)	500 m :	6:10.33 (38.05) [1:16.01]	550 m :	6:48.52 (38.19)	600 m :	7:26.62 (38.10) [1:16.29]
650 m :	8:04.79 (38.17)	700 m :	8:42.63 (37.84) [1:16.01]	750 m :	9:20.96 (38.33)	800 m :	9:59.27 (38.31) [1:16.64]
850 m :	10:37.90 (38.63)	900 m :	11:16.30 (38.40) [1:17.03]	950 m :	11:54.34 (38.04)	1000 m :	12:33.03 (38.69) [1:16.73]
1050 m :	13:11.47 (38.44)	1100 m :	13:49.47 (38.00) [1:16.44]	1150 m :	14:27.73 (38.26)	1200 m :	15:06.22 (38.49) [1:16.75]
1250 m :	15:44.42 (38.20)	1300 m :	16:22.90 (38.48) [1:16.68]	1350 m :	17:01.35 (38.45)	1400 m :	17:39.64 (38.29) [1:16.74]
1450 m :	18:16.92 (37.28)	1500 m :	18:53.47 (36.55) [1:13.83]				
4. VIDEAU Déotille		2009	FRA	CN POLYNESIE	---	19:01.65	1012 pts
50 m :	35.20 (35.20)	100 m :	1:12.81 (37.61) [1:12.81]	150 m :	1:50.90 (38.09)	200 m :	2:28.11 (37.21) [1:15.30]
250 m :	3:05.94 (37.83)	300 m :	3:42.87 (36.93) [1:14.76]	350 m :	4:20.45 (37.58)	400 m :	4:57.83 (37.38) [1:14.96]
450 m :	5:35.67 (37.84)	500 m :	6:13.61 (37.94) [1:15.78]	550 m :	6:51.56 (37.95)	600 m :	7:29.64 (37.08) [1:15.03]
650 m :	8:07.50 (38.86)	700 m :	8:45.41 (37.91) [1:16.77]	750 m :	9:23.71 (38.30)	800 m :	10:01.89 (38.18) [1:16.48]
850 m :	10:40.76 (38.87)	900 m :	11:19.05 (38.29) [1:17.16]	950 m :	11:57.65 (38.60)	1000 m :	12:35.83 (38.18) [1:16.78]
1050 m :	13:14.69 (38.86)	1100 m :	13:53.13 (38.44) [1:17.30]	1150 m :	14:32.29 (39.16)	1200 m :	15:10.94 (38.65) [1:17.81]
1250 m :	15:49.71 (38.77)	1300 m :	16:28.63 (38.92) [1:17.69]	1350 m :	17:07.92 (39.29)	1400 m :	17:46.50 (38.58) [1:17.87]
1450 m :	18:24.55 (38.05)	1500 m :	19:01.65 (37.10) [1:15.15]				
5. MESMACQUE Rosalie		2010	FRA	DUNKERQUE NATATION	---	19:15.17	987 pts
50 m :	32.88 (32.88)	100 m :	1:10.02 (37.14) [1:10.02]	150 m :	1:47.99 (37.97)	200 m :	2:26.34 (38.35) [1:16.32]
250 m :	3:04.82 (38.48)	300 m :	3:43.22 (38.40) [1:16.88]	350 m :	4:21.60 (38.38)	400 m :	5:00.47 (38.87) [1:17.25]
450 m :	5:39.26 (38.79)	500 m :	6:18.47 (39.21) [1:18.00]	550 m :	6:57.33 (38.86)	600 m :	7:36.39 (39.06) [1:17.92]
650 m :	8:15.57 (39.18)	700 m :	8:54.45 (38.88) [1:18.06]	750 m :	9:33.48 (39.03)	800 m :	10:12.48 (39.00) [1:18.03]
850 m :	10:51.03 (38.55)	900 m :	11:30.30 (39.27) [1:17.82]	950 m :	12:09.12 (38.82)	1000 m :	12:48.28 (39.16) [1:17.98]
1050 m :	13:27.20 (38.92)	1100 m :	14:06.65 (39.45) [1:18.37]	1150 m :	14:45.33 (38.68)	1200 m :	15:24.62 (39.29) [1:17.97]
1250 m :	16:03.24 (38.62)	1300 m :	16:41.92 (38.68) [1:17.30]	1350 m :	17:21.11 (39.19)	1400 m :	18:00.53 (39.42) [1:18.61]
1450 m :	18:38.32 (37.79)	1500 m :	19:15.17 (36.85) [1:14.64]				
6. LEFEBVRE Zoé		2009	FRA	LILLE MÉTROPOLE NATATION	---	19:31.36	957 pts
50 m :	35.14 (35.14)	100 m :	1:13.84 (38.70) [1:13.84]	150 m :	1:53.04 (39.20)	200 m :	2:31.80 (38.76) [1:17.96]
250 m :	3:10.95 (39.15)	300 m :	3:49.61 (38.66) [1:17.81]	350 m :	4:29.30 (39.69)	400 m :	5:08.42 (39.12) [1:18.81]
450 m :	5:47.78 (39.36)	500 m :	6:27.51 (39.73) [1:19.09]	550 m :	7:07.16 (39.65)	600 m :	7:46.89 (39.73) [1:19.38]
650 m :	8:26.37 (39.48)	700 m :	9:05.95 (39.58) [1:19.06]	750 m :	9:45.58 (39.63)	800 m :	10:24.65 (39.07) [1:18.70]
850 m :	11:04.89 (40.24)	900 m :	11:44.19 (39.30) [1:19.54]	950 m :	12:23.87 (39.68)	1000 m :	13:02.61 (38.74) [1:18.42]
1050 m :	13:41.98 (39.37)	1100 m :	14:20.69 (38.71) [1:18.08]	1150 m :	14:59.87 (39.18)	1200 m :	15:38.77 (38.90) [1:18.08]
1250 m :	16:18.94 (40.17)	1300 m :	16:57.87 (38.93) [1:19.10]	1350 m :	17:36.55 (38.68)	1400 m :	18:15.98 (39.43) [1:18.11]
1450 m :	18:55.18 (39.20)	1500 m :	19:31.36 (36.18) [1:15.38]				
7. LIMAM Yasmine		2010	FRA	C VIKINGS DE ROUEN	---	19:31.95	956 pts
50 m :	33.86 (33.86)	100 m :	1:11.16 (37.30) [1:11.16]	150 m :	1:49.63 (38.47)	200 m :	2:28.14 (38.51) [1:16.98]
250 m :	3:06.69 (38.55)	300 m :	3:45.42 (38.73) [1:17.28]	350 m :	4:24.25 (38.83)	400 m :	5:03.17 (38.92) [1:17.75]
450 m :	5:42.03 (38.86)	500 m :	6:20.89 (38.86) [1:17.72]	550 m :	7:00.03 (39.14)	600 m :	7:39.13 (39.10) [1:18.24]
650 m :	8:18.24 (39.11)	700 m :	8:57.51 (39.27) [1:18.38]	750 m :	9:36.78 (39.27)	800 m :	10:16.34 (39.56) [1:18.83]
850 m :	10:55.79 (39.45)	900 m :	11:34.96 (39.17) [1:18.62]	950 m :	12:14.86 (39.90)	1000 m :	12:53.68 (38.82) [1:18.72]
1050 m :	13:33.66 (39.98)	1100 m :	14:12.88 (39.22) [1:19.20]	1150 m :	14:53.60 (40.72)	1200 m :	15:33.81 (40.21) [1:20.93]
1250 m :	16:14.47 (40.66)	1300 m :	16:54.65 (40.18) [1:20.84]	1350 m :	17:35.25 (40.60)	1400 m :	18:14.19 (38.94) [1:19.54]
1450 m :	18:53.01 (38.82)	1500 m :	19:31.95 (38.94) [1:17.76]				
8. LATASTE Leane		2009	FRA	SA MÉRIGNAC	---	19:47.63	928 pts
50 m :	35.32 (35.32)	100 m :	1:15.24 (39.92) [1:15.24]	150 m :	1:55.16 (39.92)	200 m :	2:35.44 (40.28) [1:20.20]
250 m :	3:15.40 (39.96)	300 m :	3:55.69 (40.29) [1:20.25]	350 m :	4:35.99 (40.30)	400 m :	5:15.85 (39.86) [1:20.16]
450 m :	5:55.97 (40.12)	500 m :	6:36.59 (40.62) [1:20.74]	550 m :	7:16.44 (39.85)	600 m :	7:56.72 (40.28) [1:20.13]
650 m :	8:36.92 (40.20)	700 m :	9:17.71 (40.79) [1:20.99]	750 m :	9:57.57 (39.86)	800 m :	10:38.09 (40.52) [1:20.38]
850 m :	11:18.02 (39.93)	900 m :	11:58.28 (40.26) [1:20.19]	950 m :	12:37.85 (39.57)	1000 m :	13:17.86 (40.01) [1:19.58]
1050 m :	13:57.20 (39.34)	1100 m :	14:37.10 (39.90) [1:19.24]	1150 m :	15:16.67 (39.57)	1200 m :	15:55.88 (39.21) [1:18.78]
1250 m :	16:35.00 (39.12)	1300 m :	17:14.17 (39.17) [1:18.29]	1350 m :	17:53.67 (39.50)	1400 m :	18:33.04 (39.37) [1:18.87]
1450 m :	19:11.18 (38.14)	1500 m :	19:47.63 (36.45) [1:14.59]				
9. VARLOTEAUX Camille		2009	FRA	USM SARAN	---	19:57.01	912 pts
50 m :	35.84 (35.84)	100 m :	1:14.76 (38.92) [1:14.76]	150 m :	1:55.06 (40.30)	200 m :	2:35.20 (40.14) [1:20.44]
250 m :	3:15.32 (40.12)	300 m :	3:55.55 (40.23) [1:20.35]	350 m :	4:35.49 (39.94)	400 m :	5:15.78 (40.29) [1:20.23]
450 m :	5:55.78 (40.00)	500 m :	6:35.88 (40.10) [1:20.10]	550 m :	7:15.84 (39.96)	600 m :	7:56.01 (40.17) [1:20.13]
650 m :	8:36.15 (40.14)	700 m :	9:16.73 (40.58) [1:20.72]	750 m :	9:56.82 (40.09)	800 m :	10:37.10 (40.28) [1:20.37]
850 m :	11:17.53 (40.43)	900 m :	11:57.70 (40.17) [1:20.60]	950 m :	12:37.72 (40.02)	1000 m :	13:17.86 (40.14) [1:20.16]
1050 m :	13:57.19 (39.33)	1100 m :	14:37.42 (40.23) [1:19.56]	1150 m :	15:17.30 (39.88)	1200 m :	15:57.22 (39.92) [1:19.80]
1250 m :	16:37.61 (40.39)	1300 m :	17:17.78 (40.17) [1:20.56]	1350 m :	17:58.12 (40.34)	1400 m :	18:38.25 (40.13) [1:20.47]
1450 m :	19:18.49 (40.24)	1500 m :	19:57.01 (38.52) [1:18.76]				



(Suite) Séries : 1500 Nage Libre Dames - (Jeunes 1 & 2 : 11 - 12 ans)

[J1 : Sa 18/12/2021 - R1]

10. THOREZ Zoé		2009	FRA	LILLE MÉTROPOLE NATATION	---	20:05.48	897 pts
50 m :	35.72 (35.72)	100 m :	1:14.46 (38.74) [1:14.46]	150 m :	1:53.43 (38.97)	200 m :	2:33.09 (39.66) [1:18.63]
250 m :	3:12.79 (39.70)	300 m :	3:52.55 (39.76) [1:19.46]	350 m :	4:32.43 (39.88)	400 m :	5:12.50 (40.07) [1:19.95]
450 m :	5:52.13 (39.63)	500 m :	6:32.28 (40.15) [1:19.78]	550 m :	7:12.31 (40.03)	600 m :	7:52.46 (40.15) [1:20.18]
650 m :	8:32.14 (39.68)	700 m :	9:12.36 (40.22) [1:19.90]	750 m :	9:52.55 (40.19)	800 m :	10:32.81 (40.26) [1:20.45]
850 m :	11:13.08 (40.27)	900 m :	11:53.68 (40.60) [1:20.87]	950 m :	12:34.22 (40.54)	1000 m :	13:15.65 (41.43) [1:21.97]
1050 m :	13:56.54 (40.89)	1100 m :	14:37.51 (40.97) [1:21.86]	1150 m :	15:18.72 (41.21)	1200 m :	16:00.65 (41.93) [1:23.14]
1250 m :	16:41.42 (40.77)	1300 m :	17:22.82 (41.40) [1:22.17]	1350 m :	18:03.51 (40.69)	1400 m :	18:44.82 (41.31) [1:22.00]
1450 m :	19:25.30 (40.48)	1500 m :	20:05.48 (40.18) [1:20.66]				
11. BODEMAR-ROUQUETTE Lisa		2009	FRA	C.S MONTERELAIS NATATION	---	20:11.44	886 pts
50 m :	34.52 (34.52)	100 m :	1:13.56 (39.04) [1:13.56]	150 m :	1:53.31 (39.75)	200 m :	2:33.27 (39.96) [1:19.71]
250 m :	3:12.97 (39.70)	300 m :	3:53.03 (40.06) [1:19.76]	350 m :	4:33.47 (40.44)	400 m :	5:14.02 (40.55) [1:20.99]
450 m :	5:54.32 (40.30)	500 m :	6:34.63 (40.31) [1:20.61]	550 m :	7:15.08 (40.45)	600 m :	7:55.74 (40.66) [1:21.11]
650 m :	8:36.45 (40.71)	700 m :	9:16.90 (40.45) [1:21.16]	750 m :	9:57.59 (40.69)	800 m :	10:39.38 (41.79) [1:22.48]
850 m :	11:19.87 (40.49)	900 m :	12:00.67 (40.80) [1:21.29]	950 m :	12:41.26 (40.59)	1000 m :	13:22.46 (41.20) [1:21.79]
1050 m :	14:03.08 (40.62)	1100 m :	14:44.21 (41.13) [1:21.75]	1150 m :	15:25.54 (41.33)	1200 m :	16:06.74 (41.20) [1:22.53]
1250 m :	16:47.50 (40.76)	1300 m :	17:29.15 (41.65) [1:22.41]	1350 m :	18:10.16 (41.01)	1400 m :	18:51.11 (40.95) [1:21.96]
1450 m :	19:31.57 (40.46)	1500 m :	20:11.44 (39.87) [1:20.33]				
12. DELAMARE Romane		2009	FRA	C VIKINGS DE ROUEN	---	20:12.31	885 pts
50 m :	35.12 (35.12)	100 m :	1:15.53 (40.41) [1:15.53]	150 m :	1:55.02 (39.49)	200 m :	2:35.61 (40.59) [1:20.08]
250 m :	3:15.46 (39.85)	300 m :	3:56.33 (40.87) [1:20.72]	350 m :	4:36.14 (39.81)	400 m :	5:17.52 (41.38) [1:21.19]
450 m :	5:57.92 (40.40)	500 m :	6:38.89 (40.97) [1:21.37]	550 m :	7:18.85 (39.96)	600 m :	7:59.54 (40.69) [1:21.65]
650 m :	8:39.97 (40.43)	700 m :	9:20.69 (40.72) [1:21.15]	750 m :	10:02.16 (41.47)	800 m :	10:43.43 (41.27) [1:22.74]
850 m :	11:24.36 (40.93)	900 m :	12:05.73 (41.37) [1:22.30]	950 m :	12:46.53 (40.80)	1000 m :	13:28.58 (42.05) [1:22.85]
1050 m :	14:09.18 (40.60)	1100 m :	14:50.08 (40.90) [1:21.50]	1150 m :	15:30.77 (40.69)	1200 m :	16:12.12 (41.35) [1:22.04]
1250 m :	16:52.05 (39.93)	1300 m :	17:33.92 (41.87) [1:21.80]	1350 m :	18:14.34 (40.42)	1400 m :	18:55.11 (40.77) [1:21.19]
1450 m :	19:34.38 (39.27)	1500 m :	20:12.31 (37.93) [1:17.20]				
13. K'BIDI Sarah-Marie-Elodie		2009	FRA	SUD SAUVAGE NATATION SAINT PHI	---	20:26.39	860 pts
50 m :	35.95 (35.95)	100 m :	1:15.20 (39.25) [1:15.20]	150 m :	1:55.58 (40.38)	200 m :	2:35.55 (39.97) [1:20.35]
250 m :	3:17.14 (41.59)	300 m :	3:57.81 (40.67) [1:22.26]	350 m :	4:39.72 (41.91)	400 m :	5:20.18 (40.46) [1:22.37]
450 m :	6:01.85 (41.67)	500 m :	6:42.43 (40.58) [1:22.25]	550 m :	7:23.87 (41.44)	600 m :	8:04.40 (40.53) [1:21.97]
650 m :	8:45.58 (41.18)	700 m :	9:26.48 (40.90) [1:22.08]	750 m :	10:07.63 (41.15)	800 m :	10:48.73 (41.10) [1:22.25]
850 m :	11:30.37 (41.64)	900 m :	12:12.01 (41.64) [1:23.28]	950 m :	12:53.51 (41.50)	1000 m :	13:35.22 (41.71) [1:23.21]
1050 m :	14:16.95 (41.73)	1100 m :	14:58.08 (41.13) [1:22.86]	1150 m :	15:40.32 (42.24)	1200 m :	16:21.32 (41.00) [1:23.24]
1250 m :	17:03.54 (42.22)	1300 m :	17:44.69 (41.15) [1:23.37]	1350 m :	18:26.72 (42.03)	1400 m :	19:07.05 (40.33) [1:22.36]
1450 m :	19:47.57 (40.52)	1500 m :	20:26.39 (38.82) [1:19.34]				
14. THOREZ Léna		2009	FRA	LILLE MÉTROPOLE NATATION	---	20:33.09	849 pts
50 m :	36.02 (36.02)	100 m :	1:16.46 (40.44) [1:16.46]	150 m :	1:57.10 (40.64)	200 m :	2:38.24 (41.14) [1:21.78]
250 m :	3:18.87 (40.63)	300 m :	4:00.11 (41.24) [1:21.87]	350 m :	4:41.40 (41.29)	400 m :	5:23.27 (41.87) [1:23.16]
450 m :	6:04.87 (41.60)	500 m :	6:47.09 (42.22) [1:23.82]	550 m :	7:28.88 (41.79)	600 m :	8:10.51 (41.63) [1:23.42]
650 m :	8:52.22 (41.71)	700 m :	9:34.08 (41.86) [1:23.57]	750 m :	10:15.33 (41.25)	800 m :	10:57.36 (42.03) [1:23.28]
850 m :	11:38.83 (41.47)	900 m :	12:20.14 (41.31) [1:22.78]	950 m :	13:01.16 (41.02)	1000 m :	13:42.21 (41.05) [1:22.07]
1050 m :	14:23.59 (41.38)	1100 m :	15:05.27 (41.68) [1:23.06]	1150 m :	15:46.34 (41.07)	1200 m :	16:27.77 (41.43) [1:22.50]
1250 m :	17:09.53 (41.76)	1300 m :	17:50.92 (41.39) [1:23.15]	1350 m :	18:32.41 (41.49)	1400 m :	19:13.34 (40.93) [1:22.42]
1450 m :	19:53.65 (40.31)	1500 m :	20:33.09 (39.44) [1:19.75]				
15. LAIDLOW Emilie		2009	FRA	SUD SAUVAGE NATATION SAINT PHI	---	20:36.62	843 pts
50 m :	35.69 (35.69)	100 m :	1:15.53 (39.84) [1:15.53]	150 m :	1:55.80 (40.27)	200 m :	2:36.48 (40.68) [1:20.95]
250 m :	3:16.77 (40.29)	300 m :	3:57.46 (40.69) [1:20.98]	350 m :	4:38.30 (40.84)	400 m :	5:19.65 (41.35) [1:22.19]
450 m :	6:00.32 (40.67)	500 m :	6:42.18 (41.86) [1:22.53]	550 m :	7:23.14 (40.96)	600 m :	8:04.12 (40.98) [1:21.94]
650 m :	8:45.59 (41.47)	700 m :	9:27.44 (41.85) [1:23.32]	750 m :	10:09.11 (41.67)	800 m :	10:50.59 (41.48) [1:23.15]
850 m :	11:32.62 (42.03)	900 m :	12:14.42 (41.80) [1:23.83]	950 m :	12:56.26 (41.84)	1000 m :	13:38.56 (42.30) [1:24.14]
1050 m :	14:20.82 (42.26)	1100 m :	15:02.71 (41.89) [1:24.15]	1150 m :	15:45.14 (42.43)	1200 m :	16:27.49 (42.35) [1:24.78]
1250 m :	17:09.45 (41.96)	1300 m :	17:52.86 (43.41) [1:25.37]	1350 m :	18:35.13 (42.27)	1400 m :	19:17.24 (42.11) [1:24.38]
1450 m :	19:57.84 (40.60)	1500 m :	20:36.62 (38.78) [1:19.38]				
16. DUBOS Candice		2009	FRA	P.V GRANDVILLIERS NATATION	---	20:57.05	809 pts
50 m :	35.47 (35.47)	100 m :	1:15.66 (40.19) [1:15.66]	150 m :	1:55.85 (40.19)	200 m :	2:36.89 (41.04) [1:21.23]
250 m :	3:17.87 (40.98)	300 m :	3:59.62 (41.75) [1:22.73]	350 m :	4:41.25 (41.63)	400 m :	5:23.99 (42.74) [1:24.37]
450 m :	6:05.73 (41.74)	500 m :	6:48.15 (42.42) [1:24.16]	550 m :	7:29.33 (41.18)	600 m :	8:11.75 (42.42) [1:23.60]
650 m :	8:53.70 (41.95)	700 m :	9:35.81 (42.11) [1:24.06]	750 m :	10:18.85 (43.04)	800 m :	11:01.56 (42.71) [1:25.75]
850 m :	11:44.75 (43.19)	900 m :	12:27.35 (42.60) [1:25.79]	950 m :	13:09.61 (42.26)	1000 m :	13:53.11 (43.50) [1:25.76]
1050 m :	14:34.93 (41.82)	1100 m :	15:18.17 (43.24) [1:25.06]	1150 m :	15:59.63 (41.46)	1200 m :	16:42.53 (42.90) [1:24.36]
1250 m :	17:25.23 (42.70)	1300 m :	18:08.20 (42.97) [1:25.67]	1350 m :	18:50.83 (42.63)	1400 m :	19:33.24 (42.41) [1:25.04]
1450 m :	20:15.52 (42.28)	1500 m :	20:57.05 (41.53) [1:23.81]				



(Suite) Séries : 1500 Nage Libre Dames - (Jeunes 1 & 2 : 11 - 12 ans)

[J1 : Sa 18/12/2021 - R1]

17. DUPONT Elysa		2009	FRA	EN PONTIVY	---	20:58.66	806 pts
50 m :	37.53 (37.53)	100 m :	1:18.13 (40.60)	150 m :	2:00.73 (42.60)	200 m :	2:42.55 (41.82)
250 m :	3:25.87 (43.32)	300 m :	4:08.02 (42.15)	350 m :	4:51.55 (43.53)	400 m :	5:33.80 (42.25)
450 m :	6:17.58 (43.78)	500 m :	7:00.25 (42.67)	550 m :	7:42.79 (42.54)	600 m :	8:25.18 (42.39)
650 m :	9:07.76 (42.58)	700 m :	9:50.20 (42.44)	750 m :	10:32.88 (42.68)	800 m :	11:15.41 (42.53)
850 m :	11:59.06 (43.65)	900 m :	12:40.64 (41.58)	950 m :	13:22.80 (42.16)	1000 m :	14:04.78 (41.98)
1050 m :	14:46.72 (41.94)	1100 m :	15:28.91 (42.19)	1150 m :	16:10.99 (42.08)	1200 m :	16:52.34 (41.35)
1250 m :	17:34.89 (42.55)	1300 m :	18:16.53 (41.64)	1350 m :	18:59.01 (42.48)	1400 m :	19:39.90 (40.89)
1450 m :	20:19.83 (39.93)	1500 m :	20:58.66 (38.83)				
18. DURAND Lola		2009	FRA	SA MÉRIGNAC	---	20:59.96	804 pts
50 m :	36.99 (36.99)	100 m :	1:17.74 (40.75)	150 m :	1:59.79 (42.05)	200 m :	2:41.33 (41.54)
250 m :	3:23.31 (41.98)	300 m :	4:05.42 (42.11)	350 m :	4:47.90 (42.48)	400 m :	5:29.81 (41.91)
450 m :	6:12.25 (42.44)	500 m :	6:54.75 (42.50)	550 m :	7:37.24 (42.49)	600 m :	8:19.39 (42.15)
650 m :	9:02.25 (42.86)	700 m :	9:44.77 (42.52)	750 m :	10:27.37 (42.60)	800 m :	11:10.16 (42.79)
850 m :	11:53.45 (43.29)	900 m :	12:35.93 (42.48)	950 m :	13:18.99 (43.06)	1000 m :	14:01.04 (42.05)
1050 m :	14:43.66 (42.62)	1100 m :	15:25.67 (42.01)	1150 m :	16:08.60 (42.93)	1200 m :	16:50.95 (42.35)
1250 m :	17:33.83 (42.88)	1300 m :	18:15.11 (41.28)	1350 m :	18:57.13 (42.02)	1400 m :	19:39.34 (42.21)
1450 m :	20:21.25 (41.91)	1500 m :	20:59.96 (38.71)				
19. BATAILLON Margaux		2009	FRA	GRENOBLE ALP'38	---	21:05.59	794 pts
50 m :	36.67 (36.67)	100 m :	1:17.42 (40.75)	150 m :	1:59.20 (41.78)	200 m :	2:40.78 (41.58)
250 m :	3:23.86 (43.08)	300 m :	4:06.01 (42.15)	350 m :	4:49.10 (43.09)	400 m :	5:31.53 (42.43)
450 m :	6:15.25 (43.72)	500 m :	6:57.59 (42.34)	550 m :	7:41.26 (43.67)	600 m :	8:23.00 (41.74)
650 m :	9:06.35 (43.35)	700 m :	9:48.61 (42.26)	750 m :	10:31.70 (43.09)	800 m :	11:13.97 (42.27)
850 m :	11:57.01 (43.04)	900 m :	12:38.75 (41.74)	950 m :	13:22.00 (43.25)	1000 m :	14:03.97 (41.97)
1050 m :	14:46.51 (42.54)	1100 m :	15:28.67 (42.16)	1150 m :	16:11.29 (42.62)	1200 m :	16:53.05 (41.76)
1250 m :	17:35.54 (42.49)	1300 m :	18:17.82 (42.28)	1350 m :	19:00.86 (43.04)	1400 m :	19:42.38 (41.52)
1450 m :	20:25.17 (42.79)	1500 m :	21:05.59 (40.42)				
20. BULCKAEN Line		2009	FRA	GRAVELINES NATATION	---	21:19.72	771 pts
50 m :	36.67 (36.67)	100 m :	1:17.18 (40.51)	150 m :	1:58.25 (41.07)	200 m :	2:40.41 (42.16)
250 m :	3:22.49 (42.08)	300 m :	4:04.90 (42.41)	350 m :	4:46.91 (42.01)	400 m :	5:29.20 (42.29)
450 m :	6:12.25 (43.05)	500 m :	6:55.29 (43.04)	550 m :	7:38.48 (43.19)	600 m :	8:21.98 (43.50)
650 m :	9:05.43 (43.45)	700 m :	9:49.47 (44.04)	750 m :	10:33.81 (44.34)	800 m :	11:17.34 (43.53)
850 m :	12:00.92 (43.58)	900 m :	12:44.89 (43.97)	950 m :	13:28.10 (43.21)	1000 m :	14:12.02 (43.92)
1050 m :	14:54.88 (42.86)	1100 m :	15:37.78 (42.90)	1150 m :	16:19.91 (42.13)	1200 m :	17:02.98 (43.07)
1250 m :	17:45.55 (42.57)	1300 m :	18:28.80 (43.25)	1350 m :	19:11.70 (42.90)	1400 m :	19:55.32 (43.62)
1450 m :	20:37.71 (42.39)	1500 m :	21:19.72 (42.01)				
21. ROULOFF Penelope		2009	FRA	A ASEC NATATION SAINT-PAUL REU	---	21:25.72	762 pts
50 m :	38.06 (38.06)	100 m :	1:19.17 (41.11)	150 m :	2:02.37 (43.20)	200 m :	2:45.34 (42.97)
250 m :	3:27.83 (42.49)	300 m :	4:10.55 (42.72)	350 m :	4:54.20 (43.65)	400 m :	5:37.18 (42.98)
450 m :	6:20.20 (43.02)	500 m :	7:03.60 (43.40)	550 m :	7:46.70 (43.10)	600 m :	8:29.98 (43.28)
650 m :	9:13.48 (43.50)	700 m :	9:57.17 (43.69)	750 m :	10:40.58 (43.41)	800 m :	11:24.50 (43.92)
850 m :	12:09.36 (44.86)	900 m :	12:53.14 (43.78)	950 m :	13:37.52 (44.38)	1000 m :	14:21.35 (43.83)
1050 m :	15:05.94 (44.59)	1100 m :	15:49.66 (43.72)	1150 m :	16:33.11 (43.45)	1200 m :	17:16.38 (43.27)
1250 m :	18:00.10 (43.72)	1300 m :	18:42.93 (42.83)	1350 m :	19:25.07 (42.14)	1400 m :	20:06.44 (41.37)
1450 m :	20:47.47 (41.03)	1500 m :	21:25.72 (38.25)				
22. BUCH Cassandra		2009	FRA	AS LA TESTE	---	21:45.08	731 pts
50 m :	37.33 (37.33)	100 m :	1:17.59 (40.26)	150 m :	1:59.31 (41.72)	200 m :	2:41.06 (41.75)
250 m :	3:23.92 (42.86)	300 m :	4:06.28 (42.36)	350 m :	4:49.10 (42.82)	400 m :	5:32.12 (43.02)
450 m :	6:16.52 (44.40)	500 m :	7:00.52 (44.00)	550 m :	7:45.13 (44.61)	600 m :	8:28.88 (43.75)
650 m :	9:13.83 (44.95)	700 m :	9:57.93 (44.10)	750 m :	10:43.15 (45.22)	800 m :	11:26.97 (43.82)
850 m :	12:11.73 (44.76)	900 m :	12:56.01 (44.28)	950 m :	13:41.61 (45.60)	1000 m :	14:25.38 (43.77)
1050 m :	15:10.30 (44.92)	1100 m :	15:54.26 (43.96)	1150 m :	16:38.98 (44.72)	1200 m :	17:22.87 (43.89)
1250 m :	18:08.02 (45.15)	1300 m :	18:51.68 (43.66)	1350 m :	19:36.29 (44.61)	1400 m :	20:19.34 (43.05)
1450 m :	21:03.39 (44.05)	1500 m :	21:45.08 (41.69)				
23. BARRAUX Sohane		2009	FRA	A.S.M BELFORT NATATION	---	22:40.44	646 pts
50 m :	34.85 (34.85)	100 m :	1:17.25 (42.40)	150 m :	1:58.90 (41.65)	200 m :	2:43.47 (44.57)
250 m :	3:27.20 (43.73)	300 m :	4:13.40 (46.20)	350 m :	4:57.51 (44.11)	400 m :	5:42.55 (45.04)
450 m :	6:26.02 (43.47)	500 m :	7:11.98 (45.96)	550 m :	7:56.95 (44.97)	600 m :	8:44.17 (47.22)
650 m :	9:30.42 (46.25)	700 m :	10:18.40 (47.98)	750 m :	11:03.83 (45.43)	800 m :	11:50.96 (47.13)
850 m :	12:38.00 (47.04)	900 m :	13:26.95 (48.95)	950 m :	14:12.79 (45.84)	1000 m :	15:01.23 (48.44)
1050 m :	15:48.33 (47.10)	1100 m :	16:36.57 (48.24)	1150 m :	17:24.22 (47.65)	1200 m :	18:12.11 (47.89)
1250 m :	18:58.31 (46.20)	1300 m :	19:44.67 (46.36)	1350 m :	20:29.63 (44.96)	1400 m :	21:16.13 (46.50)
1450 m :	21:57.45 (41.32)	1500 m :	22:40.44 (42.99)				

Résultats

[Cotation FFN]

Séries : 4x100 Nage Libre Messieurs

[J1 : Sa 18/12/2021 - R2]

1.	DUTRIAUX Néo	53.30	2007	FRA	OLYMPIC NICE NATATION	---	3:46.36	1072 pts
	LOVIN Sébastien	56.27	2007	FRA		+0.00		
	REGA-PEZARD Byron	59.01	2008	FRA		+0.20		
	MALERBAUD LEYRIS Esteban	57.78	2007	FRA		+0.06		
2.	MOUSSA Adam-Samy	56.00	2007	FRA	CNO ST-GERMAIN-EN-LAYE	---	3:51.08	1033 pts
	TATE John	58.21	2007	USA		+0.41		
	TRABELSI Nour	58.92	2007	FRA		+0.54		
	MARIANI Pierre-Orso	57.95	2008	FRA		+0.40		
3.	NOTTRELET--MARIE Paul-Victor	57.91	2007	FRA	SN VERSAILLES	---	3:51.42	1030 pts
	CONDETTE Amaury	58.19	2007	FRA		+0.38		
	TOMAS Léo	59.62	2008	FRA		+0.48		
	RENAULT Léandre	55.70	2007	FRA		+0.12		
4.	DUVAUCHELLE Hugo	57.00	2007	FRA	AMIENS METROPOLE NAT.	---	3:52.97	1018 pts
	BRUN--FERREIRA Florentin	58.89	2007	FRA		-0.01		
	ROUSSEAU Paul	58.85	2008	FRA		+0.19		
	SCHERER Maxime	58.23	2007	FRA		+0.24		
5.	BRAIZE Stann	57.23	2007	FRA	ES MASSY NATATION	---	3:54.26	1007 pts
	EL MOUDIR Ayyoub	58.78	2007	FRA		+0.10		
	MANOLE Maxim	59.41	2007	FRA		+0.24		
	TRÉBOSC Samy	58.84	2007	FRA		+0.16		
6.	FADDA SAUVAGEOT	54.90	2007	FRA	CN CHALON-SUR-SAONE	---	3:55.19	1000 pts
	Roméo-César	58.66	2007	FRA		+0.36		
	HILTBRAND Léo	1:02.01	2008	FRA		+0.10		
	SOUMAHORO Inza	59.62	2008	FRA		+0.16		
7.	DEFFOS-BENOIT Oscar	58.41	2007	FRA	CANET 66 NATATION	---	3:58.78	971 pts
	MERCIER Matéo	1:01.10	2007	FRA		+0.32		
	DAUDIES Clement	1:01.23	2007	FRA		+0.53		
	SBRAGGIA Lisandru	58.04	2007	FRA		+0.18		
8.	BAUDOUIN Odilon	55.67	2007	FRA	JN COMPIÈGNE	---	3:59.55	965 pts
	CARTER LE COZE Jude	58.89	2007	FRA		+0.37		
	BRESSON Théotime	1:00.76	2008	FRA		+0.43		
	ABDERRAZAK Dhiyaeddine	1:04.23	2009	FRA		+0.39		
9.	TORRE Joseph	57.61	2007	ITA	AS MONACO NATATION	---	4:01.86	947 pts
	CRASSARD Gabriel	57.83	2008	FRA		-0.05		
	BANTI Lorenzo	1:02.21	2008	MON		-0.05		
	MURACCIOLI Anakko	1:04.21	2009	FRA		+0.40		
10.	MESROR Yannis	57.44	2007	FRA	DAUPHINS TOULOUSE OEC	---	4:03.09	937 pts
	RODRIGUEZ Noah	1:01.67	2008	FRA		+0.10		
	STELLA Paul	1:02.32	2007	FRA		+0.23		
	DE VIVIE Yoann	1:01.66	2009	FRA		+0.00		
11.	HAMARD Johan	58.60	2007	FRA	MARSOUINS HÉROUVILLE	---	4:03.57	934 pts
	HAMARD Esteban	1:01.25	2007	FRA		+0.24		
	MIGNORAT-ODION Corentin	1:03.64	2008	FRA		+0.14		
	CARONA Sandro	1:00.08	2007	FRA		+0.06		
12.	GAMBIN Teo	1:01.51	2007	FRA	CN LE PLESSIS-ROBINSON	---	4:03.86	931 pts
	GOMEZ Pierre	1:01.02	2007	FRA		+0.15		
	GARRE Antonin	1:02.33	2007	FRA		+0.16		
	MAJCHER Marius	59.00	2008	FRA		-0.15		
13.	WALLET Noa	58.83	2007	FRA	DUNKERQUE NATATION	---	4:03.92	931 pts
	BEKAERT Mathys	1:04.21	2009	FRA		+0.46		
	CHMIELEWSKI Martin	58.54	2007	FRA		+0.14		
	BOUHADIBA Anes	1:02.34	2009	ALG		-0.07		

Résultats

(Suite) Séries : 4x100 Nage Libre Messieurs

[J1 : Sa 18/12/2021 - R2]

14.	CAZAL Raphael	59.62	2007	FRA	ST-DENIS RÉUNION	---	4:04.11	930 pts
	PAUSE Alexandre	1:02.50	2008	FRA		+0.19		
	TSIA-KING-FUNG Raphael	59.67	2007	FRA		+0.41		
	THIRIOT Anthony	1:02.32	2008	FRA		+0.30		
15.	COMMUNIER-MALLIER Oscar	1:01.80	2007	FRA	CLUB DES NAGEURS DE PARIS	---	4:06.48	911 pts
	MIRONNEAU Paul	59.71	2008	FRA		+0.05		
	NKALA LIASHCHYNSKI Vadim	1:02.77	2009	FRA		-0.03		
	BARKA Selmen	1:02.20	2008	FRA		+0.17		
16.	BANTAS Quentin	1:01.41	2008	FRA	RACING CLUB DE FRANCE	---	4:07.45	904 pts
	GUY Gregoire	1:02.09	2008	FRA		+0.57		
	COMBETTES Jules	1:04.60	2009	FRA		+0.56		
	PARKER Ethan	59.35	2007	FRA		+0.13		
17.	MULLER Romain	1:01.41	2008	FRA	PAYS D'AIX NATATION	---	4:08.87	893 pts
	RODIER Maxence	1:04.30	2007	FRA		+0.25		
	LEVY Dan	1:02.67	2009	FRA		+0.42		
	CRISTOFINI Sauveur	1:00.49	2009	FRA		+0.29		
18.	LOPEZ Thibaut	59.45	2007	FRA	ALLIANCE DIJON NATATION	---	4:08.98	892 pts
	BOUCHY Noa	1:03.57	2007	FRA		+0.23		
	LIOTIER Aaron	1:04.21	2008	FRA		+0.37		
	KLIOUTCHKO Yael	1:01.75	2009	FRA		+0.05		
19.	SAVARY Charly	1:02.50	2007	FRA	CNP DE SAINT-LO	---	4:09.86	885 pts
	GODEFROY Gaspard	1:03.11	2009	FRA		+0.09		
	POUPPEVILLE Elouan	1:05.78	2008	FRA		+0.49		
	KINTZ Matthieu	58.47	2007	FRA		+0.11		
20.	STRAZZABOSCO Quentin	1:00.35	2007	FRA	CN ANTIBES	---	4:10.63	880 pts
	LAVITOLA Matteo	59.40	2008	FRA		+0.26		
	CORNU Mathis	1:06.62	2007	FRA		+0.46		
	GADENNE Lucas	1:04.26	2008	FRA		+0.17		

Résultats

[Cotation FFN]

Séries : 4x100 Nage Libre Dames

[J1 : Sa 18/12/2021 - R2]

1.	LOURADOUR Anaïs	1:00.74	2008	FRA	DAUPHINS TOULOUSE OEC	---	4:05.05	1142 pts
	PARENTEAU Maëlys	1:01.44	2008	FRA		+0.54		
	PIROTH Lucille	1:02.15	2008	FRA		+0.37		
	CAMPERGUE Tilia	1:00.72	2008	FRA		+0.47		
2.	AMESCUA Natalia	1:02.30	2008	USA	CNO ST-GERMAIN-EN-LAYE	---	4:12.09	1087 pts
	JAFUEL Ella	1:02.09	2009	FRA		+0.22		
	BENBAKKAR Sherine	1:06.18	2008	FRA		+0.30		
	TOURNAY Sarah	1:01.52	2008	FRA		+0.39		
3.	CLAUDIC Malaïka	1:02.49	2008	FRA	CANET 66 NATATION	---	4:14.20	1071 pts
	SERRA Carla	1:03.46	2008	FRA		+0.41		
	METAIRIE Charlotte	1:07.74	2009	FRA		+0.55		
	BARRANGER Clara	1:00.51	2008	FRA		+0.52		
4.	MALINGE Jade	1:03.12	2008	FRA	ANGERS NATATION	---	4:15.82	1059 pts
	PETILLON Constance	1:03.83	2008	FRA		+0.00		
	DELAIN Melissandre	1:02.82	2008	FRA		+0.47		
	CROSNIER Anaïs	1:06.05	2008	FRA		+0.23		
5.	BIZE Eva	1:04.52	2008	FRA	SN VERSAILLES	---	4:16.10	1057 pts
	SAUZEAU Lilou	1:03.50	2009	FRA		+0.46		
	BARSANTI Juliana	1:06.16	2009	FRA		+0.36		
	AZIZI Lilia	1:01.92	2009	FRA		+0.47		
6.	MANALLAH Ilyana	1:03.11	2008	FRA	GRENOBLE ALP'38	---	4:18.32	1040 pts
	CASSAR Manoli	1:04.56	2008	FRA		+0.43		
	CHAMBON Kate	1:06.04	2008	FRA		+0.00		
	REBBOAH Zehava	1:04.61	2008	FRA		+0.34		
7.	DESHAGETTE Chloé	1:01.90	2008	FRA	L'ESPADON CN FORT-DE-FRANCE	---	4:19.79	1029 pts
	MOREL Chloé	1:07.73	2009	FRA		+0.38		
	GUIVISSA Sayane	1:06.83	2009	FRA		+0.57		
	VINCESLAS Delphine	1:03.33	2009	FRA		+0.47		
8.	NENIN CARRASCO Kelly	1:04.78	2008	FRA	CN ANTIBES	---	4:23.76	1000 pts
	DARRIGADE Mila	1:04.76	2008	FRA		+0.40		
	PIETTE Theodora	1:06.65	2008	FRA		+0.22		
	CARRILLO Thais	1:07.57	2008	FRA		+0.45		
9.	JAQUEROD Lilou	1:03.00	2008	FRA	C VIKINGS DE ROUEN	---	4:25.50	987 pts
	DELAMARE Romane	1:07.65	2009	FRA		+0.45		
	LIMAM Yasmine	1:07.25	2010	FRA		+0.56		
	VENTURA Vanessa	1:07.60	2010	FRA		+0.47		
10.	TSIA-KING-FUNG Sarah	1:07.13	2009	FRA	ST-DENIS RÉUNION	---	4:26.60	979 pts
	HOCQUETTE Lily-Jeanne	1:04.98	2008	FRA		+0.21		
	BENHAMOU Léa	1:09.20	2008	FRA		+0.52		
	MONTROUGE Élisabeth	1:05.29	2009	FRA		+0.39		
11.	BOURBIA Laure	1:07.23	2008	FRA	US VILLEJUIF NATATION	---	4:28.20	968 pts
	YANYANA Cigdem	1:06.43	2008	FRA		+0.26		
	HABER Laura	1:09.88	2009	FRA		+0.48		
	CALECKI Emma	1:04.66	2008	FRA		+0.48		
12.	LESEUR Emilie	1:05.89	2008	FRA	ALLIANCE DIJON NATATION	---	4:29.37	959 pts
	BONET Emma	1:06.92	2008	FRA		+0.41		
	BUATOIS Eva	1:08.95	2009	FRA		+0.66		
	WUNSCHÉL GELIN Romane	1:07.61	2009	FRA		+0.39		



Championnats de France Jeunes

Rennes

18-22 décembre 2021

dimanche 19 décembre 2021

50 papillon dames

200 brasse messieurs

100 brasse dames

100 nage libre messieurs

400 4 nages dames

200 4 nages messieurs

200 nage libre dames



dimanche 19 décembre 2021
Manches N°2

50 papillon dames

200 brasse messieurs

100 brasse dames

100 nage libre messieurs

400 4 nages dames

200 4 nages messieurs

200 nage libre dames

4 x 100 4 nages mixte



Résultats

[Cotation FFN]

Records du 50 Papillon Dames

Meilleures Performances Françaises 14 ans: **27.70 WATTEL Marie** (1997) FRA 14/04/2011 DIJON
 Meilleures Performances Françaises 13 ans: **28.14 FREULON Lillie** (2006) FRA 02/06/2019 DUMBÉA
 Meilleures Performances Françaises 12 ans: **29.43 ALLART Lucine** (2007) FRA 11/07/2019 TARBES
 Meilleures Performances Françaises 11 ans: **31.73 PARENTEAU Maëlys** (2008) FRA 11/07/2019 TARBES

CUMUL : 50 Papillon Dames - (Jeunes 3 : 13 ans)

[J2 : Di 19/12/2021 - R4]

1.	LOURADOUR Anaïs	2008	FRA	DAUPHINS TOULOUSE OEC	59.24
2.	PARENTEAU Maëlys	2008	FRA	DAUPHINS TOULOUSE OEC	59.54
3.	JOTHY Solene	2008	FRA	ASM CHAMALIERES NATATION	1:00.00
4.	DUPUPED Lou-Anne	2008	FRA	LYON NATATION METROPOLE	1:00.29
5.	VAN NOORT Lynn	2008	FRA	ETUDIANT CLUB ORLEANS NATATION	1:00.49
6.	MIGLIORE Louisa	2008	FRA	NAUTIC CLUB NÎMES	1:00.63
7.	ARMATOL Garance	2008	FRA	MONTÉLIMAR NAUTIC CLUB	1:00.78
8.	BOUCHE DUDOUS Lilou	2008	FRA	CN FONTAINEBLEAU-AVON	1:01.04
9.	CAMPERGUE Tilia	2008	FRA	DAUPHINS TOULOUSE OEC	1:01.05
10.	CRIPPS Amélia	2008	FRA	SPN POITIERS	1:01.28
11.	TOURNAY Sarah	2008	FRA	CNO ST-GERMAIN-EN-LAYE	1:01.40
12.	DEBLOCK Lola	2008	FRA	MONTPELLIER METROPOLE NATATION	1:01.44
13.	DAOUST Lena	2008	FRA	ANDERNOS ESPADONS THALASSA	1:01.95
14.	AMESCUA Natalia	2008	USA	CNO ST-GERMAIN-EN-LAYE	1:02.05
15.	MORETTI Angie	2008	FRA	OLYMPIC NICE NATATION	1:02.29
16.	PLOQUIN KERouredan Anna	2008	FRA	DOUARNENEZ NATATION	1:02.71

Finale A : 50 Papillon Dames - (Jeunes 3 : 13 ans)

[J2 : Di 19/12/2021 - R4]

1.	LOURADOUR Anaïs	2008	FRA	DAUPHINS TOULOUSE OEC	---	29.62	1107 pts
2.	JOTHY Solene	2008	FRA	ASM CHAMALIERES NATATION	---	29.89	1090 pts
3.	PARENTEAU Maëlys	2008	FRA	DAUPHINS TOULOUSE OEC	---	29.91	1089 pts
4.	DUPUPED Lou-Anne	2008	FRA	LYON NATATION METROPOLE	---	30.03	1081 pts
5.	VAN NOORT Lynn	2008	FRA	ETUDIANT CLUB ORLEANS NATATION	---	30.20	1071 pts
6.	ARMATOL Garance	2008	FRA	MONTÉLIMAR NAUTIC CLUB	---	30.24	1068 pts
7.	CAMPERGUE Tilia	2008	FRA	DAUPHINS TOULOUSE OEC	---	30.50	1052 pts
8.	BOUCHE DUDOUS Lilou	2008	FRA	CN FONTAINEBLEAU-AVON	---	30.56	1049 pts

Finale B : 50 Papillon Dames - (Jeunes 3 : 13 ans)

[J2 : Di 19/12/2021 - R4]

1.	MIGLIORE Louisa	2008	FRA	NAUTIC CLUB NÎMES	---	30.05	1080 pts
2.	CRIPPS Amélia	2008	FRA	SPN POITIERS	---	30.43	1057 pts
3.	DEBLOCK Lola	2008	FRA	MONTPELLIER METROPOLE NATATION	---	30.62	1045 pts
4.	TOURNAY Sarah	2008	FRA	CNO ST-GERMAIN-EN-LAYE	---	30.65	1043 pts
5.	DAOUST Lena	2008	FRA	ANDERNOS ESPADONS THALASSA	---	30.88	1029 pts
6.	AMESCUA Natalia	2008	USA	CNO ST-GERMAIN-EN-LAYE	---	31.08	1017 pts
7.	MORETTI Angie	2008	FRA	OLYMPIC NICE NATATION	---	31.25	1007 pts
8.	PLOQUIN KERouredan Anna	2008	FRA	DOUARNENEZ NATATION	---	31.52	991 pts

CUMUL : 50 Papillon Dames - (Jeunes 1 & 2 : 11 - 12 ans)

[J2 : Di 19/12/2021 - R4]

1.	THIBULT Clara	2009	FRA	ASPTT NANCY	59.30
2.	SORHAINDO Mathilde	2009	FRA	FRANCOIS NATATION CLUB	1:01.47
3.	LECHEVALIER Jeanne	2009	FRA	AMIENS METROPOLE NAT.	1:02.71
4.	JAFFUEL Ella	2009	FRA	CNO ST-GERMAIN-EN-LAYE	1:02.80
5.	AZIZI Lilia	2009	FRA	SN VERSAILLES	1:03.00
6.	LELONG Lola	2009	FRA	LILLE MÉTROPOLE NATATION	1:03.24
7.	XAYGNABOUN-MOUNIER Laurine	2009	FRA	CA ORSAY	1:03.62
8.	TSIA-KING-FUNG Sarah	2009	FRA	ST-DENIS RÉUNION	1:04.18

Résultats

(Suite) CUMUL : 50 Papillon Dames - (Jeunes 1 & 2 : 11 - 12 ans)

[J2 : Di 19/12/2021 - R4]

9.	BONNARD Heimaruiti	2009	FRA	FENUA SAUVETAGE NATATION		1:04.31
10.	JULIE Houriya	2009	FRA	CLUB DES NAGEURS DE SAINT-LEU		1:04.35
11.	BRUKARZ Chiara	2009	FRA	CN MENTON		1:04.63
12.	SOROMAN Malia	2009	FRA	L'ESPADON CN FORT-DE-FRANCE		1:04.93
13.	WUNSCHÉL GELIN Romane	2009	FRA	ALLIANCE DIJON NATATION		1:05.23
14.	BORDIER Elsa	2010	FRA	A ASEC NATATION SAINT-PAUL REU		1:05.43
15.	LABOLLE Maïwen	2009	FRA	CA L'HAY-LES-ROSES		1:05.57
16.	HABER Laura	2009	FRA	US VILLEJUIF NATATION		1:05.72

Finale A : 50 Papillon Dames - (Jeunes 1 & 2 : 11 - 12 ans)

[J2 : Di 19/12/2021 - R4]

1.	THIBULT Clara	2009	FRA	ASPTT NANCY	---	29.64	1106 pts
2.	SORHAINDO Mathilde	2009	FRA	FRANCOIS NATATION CLUB	---	30.78	1035 pts
3.	LECHEVALIER Jeanne	2009	FRA	AMIENS METROPOLE NAT.	---	30.95	1025 pts
4.	JAFFUEL Ella	2009	FRA	CNO ST-GERMAIN-EN-LAYE	---	31.33	1002 pts
5.	AZIZI Lilia	2009	FRA	SN VERSAILLES	---	31.37	999 pts
6.	XAYGNABOUN-MOUNIER Laurine	2009	FRA	CA ORSAY	---	31.57	988 pts
7.	LELONG Lola	2009	FRA	LILLE MÉTROPOLE NATATION	---	31.60	986 pts
8.	TSIA-KING-FUNG Sarah	2009	FRA	ST-DENIS RÉUNION	---	32.31	944 pts

Finale B : 50 Papillon Dames - (Jeunes 1 & 2 : 11 - 12 ans)

[J2 : Di 19/12/2021 - R4]

1.	JULIE Houriya	2009	FRA	CLUB DES NAGEURS DE SAINT-LEU	---	31.91	967 pts
2.	BONNARD Heimaruiti	2009	FRA	FENUA SAUVETAGE NATATION	---	32.19	951 pts
3.	BRUKARZ Chiara	2009	FRA	CN MENTON	---	32.26	947 pts
4.	SOROMAN Malia	2009	FRA	L'ESPADON CN FORT-DE-FRANCE	---	32.40	939 pts
5.	BORDIER Elsa	2010	FRA	A ASEC NATATION SAINT-PAUL REU	---	32.45	936 pts
6.	WUNSCHÉL GELIN Romane	2009	FRA	ALLIANCE DIJON NATATION	---	32.47	935 pts
7.	LABOLLE Maïwen	2009	FRA	CA L'HAY-LES-ROSES	---	32.57	929 pts
8.	HABER Laura	2009	FRA	US VILLEJUIF NATATION	---	32.76	918 pts

Séries : 50 Papillon Dames - (Jeunes 3 : 13 ans)

[J2 : Di 19/12/2021 - R3]

QFA	1.	LOURADOUR Anaïs	2008	FRA	DAUPHINS TOULOUSE OEC	---	29.62	1107 pts
QFA	2.	PARENTEAU Maëlys	2008	FRA	DAUPHINS TOULOUSE OEC	---	29.63	1106 pts
QFA	3.	JOTHY Solene	2008	FRA	ASM CHAMALIERES NATATION	---	30.11	1076 pts
QFA	4.	DUPUPED Lou-Anne	2008	FRA	LYON NATATION METROPOLE	---	30.26	1067 pts
QFA	5.	VAN NOORT Lynn	2008	FRA	ETUDIANT CLUB ORLEANS NATATION	---	30.29	1065 pts
QFA	6.	BOUCHE DUDOUS Lilou	2008	FRA	CN FONTAINEBLEAU-AVON	---	30.48	1053 pts
QFA	7.	ARMATOL Garance	2008	FRA	MONTÉLIMAR NAUTIC CLUB	---	30.54	1050 pts
QFA	8.	CAMPERGUE Tilia	2008	FRA	DAUPHINS TOULOUSE OEC	---	30.55	1049 pts
QFB	9.	MIGLIORE Louisa	2008	FRA	NAUTIC CLUB NÎMES	---	30.58	1047 pts
QFB	10.	TOURNAY Sarah	2008	FRA	CNO ST-GERMAIN-EN-LAYE	---	30.75	1037 pts
QFB	11.	DEBLOCK Lola	2008	FRA	MONTPELLIER METROPOLE NATATION	---	30.82	1033 pts
QFB	12.	CRIPPS Amélia	2008	FRA	SPN POITIERS	---	30.85	1031 pts
QFB	13.	AMESCUA Natalia	2008	USA	CNO ST-GERMAIN-EN-LAYE	---	30.97	1024 pts
QFB	14.	MORETTI Angie	2008	FRA	OLYMPIC NICE NATATION	---	31.04	1019 pts
QFB	15.	DAOUST Lena	2008	FRA	ANDERNOS ESPADONS THALASSA	---	31.07	1018 pts
QFB	16.	PLOQUIN KEROUEDAN Anna	2008	FRA	DOUARNENEZ NATATION	---	31.19	1010 pts
	17.	RAHAL Dina	2008	FRA	AMSL FRÉJUS	---	31.31	1003 pts
Br	18.	JULIAN Philippine	2008	FRA	C PAUL-BERT RENNES	---	31.40	998 pts
Br	18.	FAGES Elsa	2008	FRA	CN POISSY	---	31.40	998 pts
	20.	CALECKI Emma	2008	FRA	US VILLEJUIF NATATION	---	31.49	992 pts
	21.	BARRANGER Clara	2008	FRA	CANET 66 NATATION	---	31.52	991 pts

Résultats

(Suite) Séries : 50 Papillon Dames - (Jeunes 3 : 13 ans)

[J2 : Di 19/12/2021 - R3]

22.	CABIOCH Leonie	2008	FRA	CSN GUYANCOURT	---	31.58	987 pts
23.	DARRIGADE Mila	2008	FRA	CN ANTIBES	---	31.60	986 pts
24.	BURNET Romane	2008	FRA	STADE OLYMPIQUE CHAMBÉRY	---	31.64	983 pts
25.	RAY Lea	2008	FRA	CNS VALLAURIS	---	31.67	982 pts
Br	26. CARRILLO Thais	2008	FRA	CN ANTIBES	---	31.68	981 pts
Br	26. TINKER Tess	2008	GBR	ANNEMASSE NATATION	---	31.68	981 pts
28.	BARDEUR Agnes-Emilie	2008	FRA	CAPRICORNE SUD N ST-PIERRE	---	31.73	978 pts
29.	LOMBARDO Chloé	2008	FRA	NATATION HOCHFELDEN	---	31.76	976 pts
30.	PIROTH Lucille	2008	FRA	DAUPHINS TOULOUSE OEC	---	31.82	973 pts
31.	AMIR-TAHMASSEB-BERTHET Prune	2008	FRA	NOGENT NATATION 94	---	31.84	972 pts
Br	32. BALOUKJY Lilly-Jade	2008	FRA	MONTPELLIER METROPOLE NATATION	---	31.88	969 pts
Br	32. POPESCU Mara-Maria	2008	FRA	DAUPHINS D'ANNECY	---	31.88	969 pts
34.	TANGUY Yuna	2008	FRA	CN COUTANCES	---	31.93	966 pts
35.	SIMON Julie	2008	FRA	AC MOLLSHEIM MUTZIG	---	31.99	963 pts
36.	TAUMIHAU-GATIEN Vaihau	2008	FRA	I MUA NATATION	---	32.03	960 pts
37.	RICHARD Soizic	2008	FRA	HAGUE NATATION	---	32.07	958 pts
38.	HASCOET Faustine	2008	FRA	UNION QUIMPER NATATION	---	32.09	957 pts
39.	THOMAS Saphir	2008	FRA	SCHOELCHER NATATION 2000	---	32.10	956 pts
40.	SANGARIA Sarah	2008	FRA	AQUATIC CLUB BOURGES	---	32.11	956 pts
Br	41. SERRA Carla	2008	FRA	CANET 66 NATATION	---	32.14	954 pts
Br	41. SOLDERMANN Maeva	2008	FRA	DAUPHINS DE ST-LOUIS	---	32.14	954 pts
43.	LEPROVOST Nina	2008	FRA	AQUA CLUB PONTAULT-ROISSY	---	32.15	953 pts
44.	MESSANT Camille	2008	FRA	ANGERS NATATION	---	32.25	948 pts
45.	NENIN CARRASCO Kelly	2008	FRA	CN ANTIBES	---	32.34	942 pts
46.	KLINK Manon	2008	FRA	DAUPHINS DE ST-LOUIS	---	32.38	940 pts
47.	TROUVE Lyne	2008	FRA	CLUB DE NATATION DE SASSENAGE	---	32.51	932 pts
48.	RICHARD Armelle	2008	FRA	HAGUE NATATION	---	32.63	925 pts
49.	GRONDIN Julia-Maëly	2008	FRA	CLUB DES NAGEURS TAMPONNAIS	---	32.70	921 pts
50.	CROSNIER Anais	2008	FRA	ANGERS NATATION	---	32.73	920 pts
51.	COLINCHARD Sarah	2008	FRA	SOISSONS NATATION SPORTIVE	---	32.76	918 pts
52.	REMY-DAUTRICOURT Apoline	2008	FRA	CN EPINAL	---	32.87	912 pts
53.	BOURBIA Laure	2008	FRA	US VILLEJUIF NATATION	---	33.06	901 pts
54.	COURVOISIER Jenna	2008	FRA	RC BRON DÉCINES NATATION	---	33.15	896 pts
Br	55. DA SILVA Ambre	2008	FRA	AS LA TESTE	---	33.25	890 pts
Br	55. FREMION Capucine-Latinka	2008	FRA	AQUA VALLÉE-DE-CHEVREUSE	---	33.25	890 pts
57.	GUION ROIRO Kahaia	2008	FRA	OLYMPIQUE DE PIRAE	---	33.85	857 pts
58.	FRAISSINET Ina-Moune	2008	FRA	SCHOELCHER NATATION 2000	---	34.22	836 pts
59.	SINAGRA Jade	2008	FRA	ES BLANQUEFORT	---	37.24	679 pts
---	RICHARD Alice	2008	FRA	OLIVET NATATION I'NOX			DNS dec
---	ROQUES Tamara	2008	FRA	MONTPELLIER METROPOLE NATATION			DNS dec

Séries : 50 Papillon Dames - (Jeunes 1 & 2 : 11 - 12 ans)

[J2 : Di 19/12/2021 - R3]

QFA	1. THIBULT Clara	2009	FRA	ASPTT NANCY	---	29.66	1105 pts
QFA	2. SORHAINDO Mathilde	2009	FRA	FRANCOIS NATATION CLUB	---	30.69	1041 pts
QFA	3. JAFFUEL Ella	2009	FRA	CNO ST-GERMAIN-EN-LAYE	---	31.47	994 pts
QFA	4. AZIZI Lilia	2009	FRA	SN VERSAILLES	---	31.63	984 pts
QFA	5. LELONG Lola	2009	FRA	LILLE MÉTROPOLE NATATION	---	31.64	983 pts
QFA	6. LECHEVALIER Jeanne	2009	FRA	AMIENS METROPOLE NAT.	---	31.76	976 pts
QFA	7. TSIA-KING-FUNG Sarah	2009	FRA	ST-DENIS RÉUNION	---	31.87	970 pts
QFA	8. XAYGNABOUN-MOUNIER Laurine	2009	FRA	CA ORSAY	---	32.05	959 pts
QFB	9. BONNARD Heimaruiti	2009	FRA	FENUA SAUVETAGE NATATION	---	32.12	955 pts
QFB	10. BRUKARZ Chiara	2009	FRA	CN MENTON	---	32.37	941 pts

Résultats

(Suite) Séries : 50 Papillon Dames - (Jeunes 1 & 2 : 11 - 12 ans)

[J2 : Di 19/12/2021 - R3]

QFB	11.	JULIE Houriya	2009	FRA	CLUB DES NAGEURS DE SAINT-LEU	---	32.44	936 pts
QFB	12.	SOROMAN Malia	2009	FRA	L'ESPADON CN FORT-DE-FRANCE	---	32.53	931 pts
QFB	13.	WUNSCHEL GELIN Romane	2009	FRA	ALLIANCE DIJON NATATION	---	32.76	918 pts
QFB	14.	HABER Laura	2009	FRA	US VILLEJUIF NATATION	---	32.96	907 pts
QFB	15.	BORDIER Elsa	2010	FRA	A ASEC NATATION SAINT-PAUL REU	---	32.98	905 pts
QFB	16.	LABOLLE Maïwen	2009	FRA	CA L'HAY-LES-ROSES	---	33.00	904 pts
	17.	ALL TAMBA Roxane	2009	FRA	CNO ST-GERMAIN-EN-LAYE	---	33.03	903 pts
	18.	BINIGUER Arwen	2009	FRA	MONTPELLIER PAILLADE NATATION	---	33.06	901 pts
	19.	LELIEVRE Lilou	2009	FRA	CN MARSEILLE	---	33.17	895 pts
	20.	MATTEL Louisa	2009	FRA	SC THIONVILLE	---	33.23	891 pts
	21.	GAUDET Clelia	2009	FRA	NAT VILLEFRANCHE EN BEAUJOLAIS	---	33.26	890 pts
	22.	VARLOTEAUX Camille	2009	FRA	USM SARAN	---	33.28	888 pts
	23.	RAULT Anaïs	2009	FRA	CNO ST-GERMAIN-EN-LAYE	---	33.31	887 pts
	24.	RAZANATEFY Harena-Soa	2009	FRA	CN MELUN VAL DE SEINE	---	33.51	875 pts
	25.	SANANIKONE Emma	2010	FRA	AQUA VALLÉE-DE-CHEVREUSE	---	33.61	870 pts
	26.	GIGANON Morgane	2009	FRA	MONTLUÇON NATATION	---	33.69	865 pts
	27.	MOULIN LE LOUARN Sterenn	2009	FRA	AAJB ENTENTE BLOIS	---	33.75	862 pts
	28.	STRADY Clementine	2010	FRA	ES MASSY NATATION	---	33.85	857 pts
	29.	BETTIOUI Ferroudja	2010	FRA	SN MONTGERON	---	33.96	850 pts
	30.	DURET Ava	2009	FRA	THANN OLYMPIC N	---	33.98	849 pts
Br	31.	BORNI Inès	2009	FRA	DAUPHINS TOULOUSE OEC	---	34.11	842 pts
Br	31.	GARNIER Coline	2009	FRA	DAUPHINS MATHEYSINS	---	34.11	842 pts
	33.	METAIRIE Charlotte	2009	FRA	CANET 66 NATATION	---	34.16	839 pts
	34.	CIMKAUSKAS Ilana	2009	FRA	STADE FRANÇAIS O COURBEVOIE	---	34.21	837 pts
	35.	ARCHAMBAULT Océane	2009	FRA	AS MONACO NATATION	---	34.34	830 pts
	36.	HOAREAU Sarah	2010	FRA	CN CHALON-SUR-SAONE	---	34.57	817 pts
	37.	NECHNICHE Batoul	2009	FRA	PAYS D'AIX NATATION	---	34.59	816 pts
	38.	FORGEOIS Josephine	2009	FRA	WEPPEPES NATATION	---	34.65	813 pts
	39.	BODY Alice	2010	FRA	MARCQ NATATION	---	34.70	810 pts
	40.	BOUCEIRO Gaétane	2010	FRA	ASM CHAMALIERES NATATION	---	34.98	795 pts
Br	41.	CARBONNIER Mily	2010	FRA	DUNKERQUE NATATION	---	35.49	768 pts
Br	41.	MARTINEZ Tess	2010	FRA	CN ST-PIERRE RÉUNION	---	35.49	768 pts
	43.	TIMO Ragihei-Kura	2010	FRA	OLYMPIQUE DE PIRAE	---	35.70	757 pts

Barrage Finales Barrage : 50 Papillon Dames

[J2 : Di 19/12/2021 - R3]

Br	1.	JULIAN Philippine	2008	FRA	C PAUL-BERT RENNES	---	30.86	1030 pts
Br	2.	FAGES Elsa	2008	FRA	CN POISSY	---	31.80	974 pts

Résultats

[Cotation FFN]

Records du 200 Brasse Messieurs

Meilleures Performances Françaises 14 ans: **2:21.68** LESPARRE Tanguy (1999) FRA 18/07/2013 BETHUNE
Meilleures Performances Françaises 13 ans: **2:31.16** SAINTON Marcus (2002) FRA 12/12/2015 SAINT-RAPHAËL
Meilleures Performances Françaises 12 ans: **2:41.11** LOUISE Matys (2006) FRA 23/12/2018 SAINT-DENIS

CUMUL : 200 Brasse Messieurs - (Jeunes 3 : 14 ans)

[J2 : Di 19/12/2021 - R4]

1.	BOURGOUIN Elijah	2007	FRA	ALLONNES JEUNESSE SPORTIVE	5:04.93
2.	GALLANT Achille	2007	FRA	LA ROCHE-SUR-YON NATATION	5:05.87
3.	GIGANTE Tim	2007	FRA	CHASSIEU NATATION	5:06.23
4.	DUFRAIGNE Mathieu	2007	FRA	PAYS D'AIX NATATION	5:06.87
5.	SAILLET Corentin	2007	FRA	YERRES NATATION	5:10.25
6.	MASSE Louis	2007	FRA	EN CAEN	5:13.19
7.	LOPEZ Maxime	2007	FRA	OLYMPIC NICE NATATION	5:13.84
8.	JOSEPHINE Alexandre	2007	FRA	FRANCOIS NATATION CLUB	5:15.17
9.	REGNIER Yanis	2007	FRA	GRENOBLE ALP'38	5:15.88
10.	CAPOGNA Benjamin	2007	FRA	TRIATHLON ROMANAIS PEAGEOIS	5:17.24
11.	ROBILLARD Faustin	2007	FRA	ST-SÉBASTIEN NATATION	5:23.09
12.	HILTBRAND Léo	2007	FRA	CN CHALON-SUR-SAONE	5:23.19
13.	VIJVERBERG Louis	2007	FRA	TOULON VAR NATATION	5:23.98
14.	MANOLE Maxim	2007	FRA	ES MASSY NATATION	5:25.02
15.	WALLET Noa	2007	FRA	DUNKERQUE NATATION	5:26.33
16.	HAOUAS Samy	2007	FRA	US IVRY-SUR-SEINE	5:27.51

Finale A : 200 Brasse Messieurs - (Jeunes 3 : 14 ans)

[J2 : Di 19/12/2021 - R4]

1.	BOURGOUIN Elijah	2007	FRA	ALLONNES JEUNESSE SPORTIVE	---	2:31.52	1025 pts
50 m :	34.02 (34.02)	100 m :	1:13.11 (39.09) [1:13.11]	150 m :	1:52.62 (39.51)	200 m :	2:31.52 (38.90) [1:18.41]
2.	DUFRAIGNE Mathieu	2007	FRA	PAYS D'AIX NATATION	---	2:32.17	1017 pts
50 m :	34.14 (34.14)	100 m :	1:12.91 (38.77) [1:12.91]	150 m :	1:52.77 (39.86)	200 m :	2:32.17 (39.40) [1:19.26]
3.	GIGANTE Tim	2007	FRA	CHASSIEU NATATION	---	2:32.42	1013 pts
50 m :	31.93 (31.93)	100 m :	1:10.27 (38.34) [1:10.27]	150 m :	1:51.61 (41.34)	200 m :	2:32.42 (40.81) [1:22.15]
4.	GALLANT Achille	2007	FRA	LA ROCHE-SUR-YON NATATION	---	2:32.89	1008 pts
50 m :	34.70 (34.70)	100 m :	1:13.84 (39.14) [1:13.84]	150 m :	1:53.59 (39.75)	200 m :	2:32.89 (39.30) [1:19.05]
5.	SAILLET Corentin	2007	FRA	YERRES NATATION	---	2:33.88	995 pts
50 m :	36.21 (36.21)	100 m :	1:15.63 (39.42) [1:15.63]	150 m :	1:54.31 (38.68)	200 m :	2:33.88 (39.57) [1:18.25]
6.	LOPEZ Maxime	2007	FRA	OLYMPIC NICE NATATION	---	2:36.09	968 pts
50 m :	36.41 (36.41)	100 m :	1:15.93 (39.52) [1:15.93]	150 m :	1:56.08 (40.15)	200 m :	2:36.09 (40.01) [1:20.16]
7.	MASSE Louis	2007	FRA	EN CAEN	---	2:36.17	967 pts
50 m :	34.66 (34.66)	100 m :	1:14.45 (39.79) [1:14.45]	150 m :	1:54.98 (40.53)	200 m :	2:36.17 (41.19) [1:21.72]
8.	JOSEPHINE Alexandre	2007	FRA	FRANCOIS NATATION CLUB	---	2:37.05	957 pts
50 m :	35.03 (35.03)	100 m :	1:15.37 (40.34) [1:15.37]	150 m :	1:56.21 (40.84)	200 m :	2:37.05 (40.84) [1:21.68]

Finale B : 200 Brasse Messieurs - (Jeunes 3 : 14 ans)

[J2 : Di 19/12/2021 - R4]

1.	CAPOGNA Benjamin	2007	FRA	TRIATHLON ROMANAIS PEAGEOIS	---	2:37.63	950 pts
50 m :	34.80 (34.80)	100 m :	1:16.13 (41.33) [1:16.13]	150 m :	1:57.50 (41.37)	200 m :	2:37.63 (40.13) [1:21.50]
2.	REGNIER Yanis	2007	FRA	GRENOBLE ALP'38	---	2:37.65	950 pts
50 m :	34.81 (34.81)	100 m :	1:15.45 (40.64) [1:15.45]	150 m :	1:57.33 (41.88)	200 m :	2:37.65 (40.32) [1:22.20]
3.	ROBILLARD Faustin	2007	FRA	ST-SÉBASTIEN NATATION	---	2:39.61	926 pts
50 m :	35.23 (35.23)	100 m :	1:15.56 (40.33) [1:15.56]	150 m :	1:57.92 (42.36)	200 m :	2:39.61 (41.69) [1:24.05]
4.	MANOLE Maxim	2007	FRA	ES MASSY NATATION	---	2:41.04	909 pts
50 m :	36.44 (36.44)	100 m :	1:18.82 (42.38) [1:18.82]	150 m :	2:00.40 (41.58)	200 m :	2:41.04 (40.64) [1:22.22]
5.	VIJVERBERG Louis	2007	FRA	TOULON VAR NATATION	---	2:41.15	908 pts
50 m :	36.99 (36.99)	100 m :	1:18.70 (41.71) [1:18.70]	150 m :	2:01.07 (42.37)	200 m :	2:41.15 (40.08) [1:22.45]
6.	HILTBRAND Léo	2007	FRA	CN CHALON-SUR-SAONE	---	2:42.76	889 pts
50 m :	36.44 (36.44)	100 m :	1:18.11 (41.67) [1:18.11]	150 m :	1:59.50 (41.39)	200 m :	2:42.76 (43.26) [1:24.65]
7.	WALLET Noa	2007	FRA	DUNKERQUE NATATION	---	2:43.51	881 pts
50 m :	36.64 (36.64)	100 m :	1:19.15 (42.51) [1:19.15]	150 m :	2:01.51 (42.36)	200 m :	2:43.51 (42.00) [1:24.36]
8.	HAOUAS Samy	2007	FRA	US IVRY-SUR-SEINE	---	2:46.38	848 pts
50 m :	36.25 (36.25)	100 m :	1:19.13 (42.88) [1:19.13]	150 m :	2:02.84 (43.71)	200 m :	2:46.38 (43.54) [1:27.25]

Résultats

CUMUL : 200 Brasse Messieurs - (Jeunes 1 & 2 : 12 - 13 ans)

[J2 : Di 19/12/2021 - R4]

1.	BARTHELEMY Jules	2008	FRA	ES THAON	5:11.74
2.	NEURY Thomas	2008	FRA	NAUTIQUE ENTENTE CHÂLONS	5:17.44
3.	LAVITOLA Matteo	2008	FRA	CN ANTIBES	5:19.93
4.	DEFOIS-PERNOT Oscar	2008	FRA	CN CHALON-SUR-SAONE	5:25.27
4.	BRUSQUE Remi	2008	FRA	GRAND RODEZ NATATION	5:25.27
6.	BOROT Antoine	2008	FRA	CN COUTANCES	5:29.58
7.	HESSINI Sofiene	2008	FRA	ST-ETIENNE NATATION	5:32.05
8.	POUPPEVILLE Elouan	2008	FRA	CNP DE SAINT-LO	5:32.27
9.	GODEFROY Gaspard	2009	FRA	CNP DE SAINT-LO	5:33.38
10.	DI CATERINA MARTINS Arthur	2008	FRA	CN CHALON-SUR-SAONE	5:34.37
11.	WASSENHOVE Maxens	2008	FRA	CN ANTIBES	5:36.07
12.	PAUSE Alexandre	2008	FRA	ST-DENIS RÉUNION	5:37.93
13.	LEPLANOIS Noah	2008	FRA	C PAUL-BERT RENNES	5:38.58
14.	BARRE Maxence	2008	FRA	DAUPHINS TOULOUSE OEC	5:39.14
15.	TOULOTTE Gaëtan	2008	FRA	GRAVELINES NATATION	5:39.19
16.	MATAILLET Arthur	2008	FRA	ANGERS NATATION	5:42.44

Finale A : 200 Brasse Messieurs - (Jeunes 1 & 2 : 12 - 13 ans)

[J2 : Di 19/12/2021 - R4]

1.	BARTHELEMY Jules	2008	FRA	ES THAON	---	2:34.82	984 pts		
50 m :	34.08 (34.08)	100 m :	1:14.48 (40.40)	[1:14.48]	150 m :	1:54.52 (40.04)	200 m :	2:34.82 (40.30)	[1:20.34]
2.	NEURY Thomas	2008	FRA	NAUTIQUE ENTENTE CHÂLONS	---	2:37.40	953 pts		
50 m :	35.94 (35.94)	100 m :	1:17.09 (41.15)	[1:17.09]	150 m :	1:58.04 (40.95)	200 m :	2:37.40 (39.36)	[1:20.31]
3.	LAVITOLA Matteo	2008	FRA	CN ANTIBES	---	2:37.80	948 pts		
50 m :	35.54 (35.54)	100 m :	1:15.98 (40.44)	[1:15.98]	150 m :	1:56.75 (40.77)	200 m :	2:37.80 (41.05)	[1:21.82]
4.	DEFOIS-PERNOT Oscar	2008	FRA	CN CHALON-SUR-SAONE	---	2:41.53	904 pts		
50 m :	36.13 (36.13)	100 m :	1:16.79 (40.66)	[1:16.79]	150 m :	1:58.55 (41.76)	200 m :	2:41.53 (42.98)	[1:24.74]
5.	BRUSQUE Remi	2008	FRA	GRAND RODEZ NATATION	---	2:42.86	888 pts		
50 m :	36.77 (36.77)	100 m :	1:17.93 (41.16)	[1:17.93]	150 m :	2:00.59 (42.66)	200 m :	2:42.86 (42.27)	[1:24.93]
6.	BOROT Antoine	2008	FRA	CN COUTANCES	---	2:43.86	877 pts		
50 m :	35.90 (35.90)	100 m :	1:16.28 (40.38)	[1:16.28]	150 m :	1:59.46 (43.18)	200 m :	2:43.86 (44.40)	[1:27.58]
7.	POUPPEVILLE Elouan	2008	FRA	CNP DE SAINT-LO	---	2:46.48	847 pts		
50 m :	36.82 (36.82)	100 m :	1:20.26 (43.44)	[1:20.26]	150 m :	2:03.37 (43.11)	200 m :	2:46.48 (43.11)	[1:26.22]
8.	HESSINI Sofiene	2008	FRA	ST-ETIENNE NATATION	---	2:46.65	845 pts		
50 m :	38.00 (38.00)	100 m :	1:20.97 (42.97)	[1:20.97]	150 m :	2:03.79 (42.82)	200 m :	2:46.65 (42.86)	[1:25.68]

Finale B : 200 Brasse Messieurs - (Jeunes 1 & 2 : 12 - 13 ans)

[J2 : Di 19/12/2021 - R4]

1.	GODEFROY Gaspard	2009	FRA	CNP DE SAINT-LO	---	2:44.22	872 pts		
50 m :	36.00 (36.00)	100 m :	1:17.55 (41.55)	[1:17.55]	150 m :	2:00.29 (42.74)	200 m :	2:44.22 (43.93)	[1:26.67]
2.	PAUSE Alexandre	2008	FRA	ST-DENIS RÉUNION	---	2:46.77	843 pts		
50 m :	37.04 (37.04)	100 m :	1:19.97 (42.93)	[1:19.97]	150 m :	2:02.73 (42.76)	200 m :	2:46.77 (44.04)	[1:26.80]
3.	DI CATERINA MARTINS Arthur	2008	FRA	CN CHALON-SUR-SAONE	---	2:47.08	840 pts		
50 m :	38.13 (38.13)	100 m :	1:21.16 (43.03)	[1:21.16]	150 m :	2:04.44 (43.28)	200 m :	2:47.08 (42.64)	[1:25.92]
4.	WASSENHOVE Maxens	2008	FRA	CN ANTIBES	---	2:48.02	829 pts		
50 m :	38.35 (38.35)	100 m :	1:21.31 (42.96)	[1:21.31]	150 m :	2:03.99 (42.68)	200 m :	2:48.02 (44.03)	[1:26.71]
5.	LEPLANOIS Noah	2008	FRA	C PAUL-BERT RENNES	---	2:49.12	817 pts		
50 m :	38.14 (38.14)	100 m :	1:21.57 (43.43)	[1:21.57]	150 m :	2:05.21 (43.64)	200 m :	2:49.12 (43.91)	[1:27.55]
6.	TOULOTTE Gaëtan	2008	FRA	GRAVELINES NATATION	---	2:49.36	814 pts		
50 m :	36.76 (36.76)	100 m :	1:20.21 (43.45)	[1:20.21]	150 m :	2:04.21 (44.00)	200 m :	2:49.36 (45.15)	[1:29.15]
7.	BARRE Maxence	2008	FRA	DAUPHINS TOULOUSE OEC	---	2:49.50	813 pts		
50 m :	38.95 (38.95)	100 m :	1:22.34 (43.39)	[1:22.34]	150 m :	2:05.54 (43.20)	200 m :	2:49.50 (43.96)	[1:27.16]
8.	MATAILLET Arthur	2008	FRA	ANGERS NATATION	---	2:51.73	788 pts		
50 m :	39.93 (39.93)	100 m :	1:24.40 (44.47)	[1:24.40]	150 m :	2:08.32 (43.92)	200 m :	2:51.73 (43.41)	[1:27.33]

Séries : 200 Brasse Messieurs - (Jeunes 3 : 14 ans)

[J2 : Di 19/12/2021 - R3]

QFA	1.	GALLANT Achille	2007	FRA	LA ROCHE-SUR-YON NATATION	---	2:32.98	1006 pts	
50 m :	34.74 (34.74)	100 m :	1:13.87 (39.13)	[1:13.87]	150 m :	1:53.48 (39.61)	200 m :	2:32.98 (39.50)	[1:19.11]

Résultats

(Suite) Séries : 200 Brasse Messieurs - (Jeunes 3 : 14 ans)

[J2 : Di 19/12/2021 - R3]

QFA	2.	BOURGOUIN Elijah	2007	FRA	ALLONNES JEUNESSE SPORTIVE	---	2:33.41	1001 pts
	50 m :	33.86 (33.86)	100 m :	1:13.50 (39.64) [1:13.50]	150 m :	1:53.79 (40.29)	200 m :	2:33.41 (39.62) [1:19.91]
QFA	3.	GIGANTE Tim	2007	FRA	CHASSIEU NATATION	---	2:33.81	996 pts
	50 m :	33.23 (33.23)	100 m :	1:11.97 (38.74) [1:11.97]	150 m :	1:52.59 (40.62)	200 m :	2:33.81 (41.22) [1:21.84]
QFA	4.	DUFRAIGNE Mathieu	2007	FRA	PAYS D'AIX NATATION	---	2:34.70	985 pts
	50 m :	33.80 (33.80)	100 m :	1:13.04 (39.24) [1:13.04]	150 m :	1:54.00 (40.96)	200 m :	2:34.70 (40.70) [1:21.66]
QFA	5.	SAILLET Corentin	2007	FRA	YERRES NATATION	---	2:36.37	965 pts
	50 m :	36.42 (36.42)	100 m :	1:16.88 (40.46) [1:16.88]	150 m :	1:56.07 (39.19)	200 m :	2:36.37 (40.30) [1:19.49]
QFA	6.	MASSE Louis	2007	FRA	EN CAEN	---	2:37.02	957 pts
	50 m :	34.64 (34.64)	100 m :	1:14.83 (40.19) [1:14.83]	150 m :	1:54.93 (40.10)	200 m :	2:37.02 (42.09) [1:22.19]
QFA	7.	LOPEZ Maxime	2007	FRA	OLYMPIC NICE NATATION	---	2:37.75	948 pts
	50 m :	35.47 (35.47)	100 m :	1:15.43 (39.96) [1:15.43]	150 m :	1:56.28 (40.85)	200 m :	2:37.75 (41.47) [1:22.32]
QFA	8.	JOSEPHINE Alexandre	2007	FRA	FRANCOIS NATATION CLUB	---	2:38.12	944 pts
	50 m :	34.41 (34.41)	100 m :	1:13.24 (38.83) [1:13.24]	150 m :	1:54.95 (41.71)	200 m :	2:38.12 (43.17) [1:24.88]
QFB	9.	REGNIER Yanis	2007	FRA	GRENOBLE ALP'38	---	2:38.23	943 pts
	50 m :	35.92 (35.92)	100 m :	1:15.77 (39.85) [1:15.77]	150 m :	1:57.39 (41.62)	200 m :	2:38.23 (40.84) [1:22.46]
QFB	10.	CAPOGNA Benjamin	2007	FRA	TRIATHLON ROMANAIS PEAGEOIS	---	2:39.61	926 pts
	50 m :	36.36 (36.36)	100 m :	1:17.25 (40.89) [1:17.25]	150 m :	1:59.00 (41.75)	200 m :	2:39.61 (40.61) [1:22.36]
QFB	11.	CONDETTE Amaury	2007	FRA	SN VERSAILLES	---	2:40.27	918 pts
	50 m :	35.58 (35.58)	100 m :	1:16.09 (40.51) [1:16.09]	150 m :	1:57.96 (41.87)	200 m :	2:40.27 (42.31) [1:24.18]
QFB	12.	HILTBRAND Léo	2007	FRA	CN CHALON-SUR-SAONE	---	2:40.43	917 pts
	50 m :	36.75 (36.75)	100 m :	1:17.40 (40.65) [1:17.40]	150 m :	1:58.35 (40.95)	200 m :	2:40.43 (42.08) [1:23.03]
QFB	13.	HAOUAS Samy	2007	FRA	US IVRY-SUR-SEINE	---	2:41.13	908 pts
	50 m :	36.03 (36.03)	100 m :	1:16.64 (40.61) [1:16.64]	150 m :	1:58.85 (42.21)	200 m :	2:41.13 (42.28) [1:24.49]
QFB	14.	WALLET Noa	2007	FRA	DUNKERQUE NATATION	---	2:42.82	889 pts
	50 m :	35.18 (35.18)	100 m :	1:16.71 (41.53) [1:16.71]	150 m :	1:59.69 (42.98)	200 m :	2:42.82 (43.13) [1:26.11]
QFB	15.	VIJVERBERG Louis	2007	FRA	TOULON VAR NATATION	---	2:42.83	889 pts
	50 m :	35.00 (35.00)	100 m :	1:16.58 (41.58) [1:16.58]	150 m :	1:59.80 (43.22)	200 m :	2:42.83 (43.03) [1:26.25]
QFB	16.	ROBILLARD Faustin	2007	FRA	ST-SÉBASTIEN NATATION	---	2:43.48	881 pts
	50 m :	35.25 (35.25)	100 m :	1:16.51 (41.26) [1:16.51]	150 m :	1:59.96 (43.45)	200 m :	2:43.48 (43.52) [1:26.97]
	17.	MANOLE Maxim	2007	FRA	ES MASSY NATATION	---	2:43.98	875 pts
	50 m :	35.22 (35.22)	100 m :	1:17.18 (41.96) [1:17.18]	150 m :	1:59.83 (42.65)	200 m :	2:43.98 (44.15) [1:26.80]
	18.	TASSOUEV Zelem-Han	2007	FRA	CN LE MANS	---	2:44.07	874 pts
	50 m :	37.03 (37.03)	100 m :	1:18.78 (41.75) [1:18.78]	150 m :	2:01.83 (43.05)	200 m :	2:44.07 (42.24) [1:25.29]
	19.	BRUNELLIERE Tim	2007	FRA	ST-SÉBASTIEN NATATION	---	2:44.29	872 pts
	50 m :	33.48 (33.48)	100 m :	1:15.05 (41.57) [1:15.05]	150 m :	1:59.83 (44.78)	200 m :	2:44.29 (44.46) [1:29.24]
	20.	BEVAZAHA William	2007	FRA	CN BREST	---	2:44.50	869 pts
	50 m :	37.38 (37.38)	100 m :	1:19.82 (42.44) [1:19.82]	150 m :	2:03.32 (43.50)	200 m :	2:44.50 (41.18) [1:24.68]
	21.	CHARPIOT Tom	2007	FRA	ECN CHARTRES-DE-BRETAGNE	---	2:44.70	867 pts
	50 m :	36.01 (36.01)	100 m :	1:18.43 (42.42) [1:18.43]	150 m :	2:02.21 (43.78)	200 m :	2:44.70 (42.49) [1:26.27]
	22.	STELLA Paul	2007	FRA	DAUPHINS TOULOUSE OEC	---	2:44.82	866 pts
	50 m :	37.10 (37.10)	100 m :	1:18.81 (41.71) [1:18.81]	150 m :	2:01.00 (42.19)	200 m :	2:44.82 (43.82) [1:26.01]
	23.	VILOHR Arthur	2007	FRA	SC THIONVILLE	---	2:45.27	860 pts
	50 m :	36.34 (36.34)	100 m :	1:18.29 (41.95) [1:18.29]	150 m :	2:02.20 (43.91)	200 m :	2:45.27 (43.07) [1:26.98]
	24.	LEE-BOUHOURS Florian	2007	FRA	AQUA VALLÉE-DE-CHEVREUSE	---	2:46.09	851 pts
	50 m :	36.64 (36.64)	100 m :	1:19.77 (43.13) [1:19.77]	150 m :	2:02.62 (42.85)	200 m :	2:46.09 (43.47) [1:26.32]
	25.	GERVAIS Valentin	2007	FRA	ASM CHAMALIERES NATATION	---	2:46.30	849 pts
	50 m :	35.88 (35.88)	100 m :	1:17.92 (42.04) [1:17.92]	150 m :	2:02.16 (44.24)	200 m :	2:46.30 (44.14) [1:28.38]
	26.	VILAIN Loris	2007	FRA	US COLOMIERS NATATION	---	2:46.43	847 pts
	50 m :	35.92 (35.92)	100 m :	1:18.89 (42.97) [1:18.89]	150 m :	2:02.03 (43.14)	200 m :	2:46.43 (44.40) [1:27.54]
	27.	MERCIER Matéo	2007	FRA	CANET 66 NATATION	---	2:46.58	846 pts
	50 m :	38.02 (38.02)	100 m :	1:20.32 (42.30) [1:20.32]	150 m :	2:03.53 (43.21)	200 m :	2:46.58 (43.05) [1:26.26]
	28.	DELECOLLE Camille	2007	FRA	LES PHOENIX D'ANTONY	---	2:46.64	845 pts
	50 m :	37.27 (37.27)	100 m :	1:20.25 (42.98) [1:20.25]	150 m :	2:03.80 (43.55)	200 m :	2:46.64 (42.84) [1:26.39]
	29.	BOREL Mathys	2007	FRA	CHARLEVILLE-MÉZIÈRES NATATION	---	2:46.79	843 pts
	50 m :	37.97 (37.97)	100 m :	1:20.04 (42.07) [1:20.04]	150 m :	2:03.42 (43.38)	200 m :	2:46.79 (43.37) [1:26.75]
	30.	TRANEL Martin	2007	FRA	ANGERS NATATION	---	2:47.14	839 pts
	50 m :	35.80 (35.80)	100 m :	1:17.56 (41.76) [1:17.56]	150 m :	2:02.34 (44.78)	200 m :	2:47.14 (44.80) [1:29.58]
	31.	VANDELOGT Sebastian	2007	BEL	NEPTUNE CLUB DE FRANCE	---	2:47.41	836 pts
	50 m :	37.21 (37.21)	100 m :	1:20.76 (43.55) [1:20.76]	150 m :	2:04.77 (44.01)	200 m :	2:47.41 (42.64) [1:26.65]
	32.	HAMARD Esteban	2007	FRA	MARSOUINS HÉROUVILLE	---	2:47.47	836 pts
	50 m :	36.23 (36.23)	100 m :	1:19.94 (43.71) [1:19.94]	150 m :	2:04.03 (44.09)	200 m :	2:47.47 (43.44) [1:27.53]



(Suite) Séries : 200 Brasse Messieurs - (Jeunes 3 : 14 ans)

[J2 : Di 19/12/2021 - R3]

33.	SAVARY Charly	2007	FRA	CNP DE SAINT-LO	---	2:47.87	831 pts
50 m :	37.90 (37.90)	100 m :	1:21.00 (43.10) [1:21.00]	150 m :	2:05.18 (44.18)	200 m :	2:47.87 (42.69) [1:26.87]
34.	WAGNER Mathias	2007	FRA	SN METZ	---	2:48.64	822 pts
50 m :	38.48 (38.48)	100 m :	1:21.84 (43.36) [1:21.84]	150 m :	2:05.48 (43.64)	200 m :	2:48.64 (43.16) [1:26.80]
35.	GARRE Antonin	2007	FRA	CN LE PLESSIS-ROBINSON	---	2:48.71	822 pts
50 m :	38.86 (38.86)	100 m :	1:21.69 (42.83) [1:21.69]	150 m :	2:06.32 (44.63)	200 m :	2:48.71 (42.39) [1:27.02]
36.	PLANTE Marc-Antoine	2007	FRA	AQUATIC CLUB DE L'EST REUNION	---	2:49.30	815 pts
50 m :	36.68 (36.68)	100 m :	1:18.05 (41.37) [1:18.05]	150 m :	2:02.15 (44.10)	200 m :	2:49.30 (47.15) [1:31.25]
37.	TAN Lisandre	2007	FRA	A.O. TRAPPES NATATION	---	2:54.76	756 pts
50 m :	36.87 (36.87)	100 m :	1:20.97 (44.10) [1:20.97]	150 m :	2:06.99 (46.02)	200 m :	2:54.76 (47.77) [1:33.79]

Séries : 200 Brasse Messieurs - (Jeunes 1 & 2 : 12 - 13 ans)

[J2 : Di 19/12/2021 - R3]

QFA	1.	BARTHELEMY Jules	2008	FRA	ES THAON	---	2:36.92	958 pts
50 m :	34.31 (34.31)	100 m :	1:14.34 (40.03) [1:14.34]	150 m :	1:55.79 (41.45)	200 m :	2:36.92 (41.13) [1:22.58]	
QFA	2.	NEURY Thomas	2008	FRA	NAUTIQUE ENTENTE CHÂLONS	---	2:40.04	921 pts
50 m :	37.34 (37.34)	100 m :	1:18.44 (41.10) [1:18.44]	150 m :	2:00.76 (42.32)	200 m :	2:40.04 (39.28) [1:21.60]	
QFA	3.	LAVITOLA Matteo	2008	FRA	CN ANTIBES	---	2:42.13	897 pts
50 m :	35.71 (35.71)	100 m :	1:16.87 (41.16) [1:16.87]	150 m :	1:59.95 (43.08)	200 m :	2:42.13 (42.18) [1:25.26]	
QFA	4.	BRUSQUE Remi	2008	FRA	GRAND RODEZ NATATION	---	2:42.41	893 pts
50 m :	38.04 (38.04)	100 m :	1:20.19 (42.15) [1:20.19]	150 m :	2:01.14 (40.95)	200 m :	2:42.41 (41.27) [1:22.22]	
QFA	5.	DEFOIS-PERNOT Oscar	2008	FRA	CN CHALON-SUR-SAONE	---	2:43.74	878 pts
50 m :	36.85 (36.85)	100 m :	1:19.06 (42.21) [1:19.06]	150 m :	2:00.60 (41.54)	200 m :	2:43.74 (43.14) [1:24.68]	
QFA	6.	HESSINI Sofiene	2008	FRA	ST-ETIENNE NATATION	---	2:45.40	859 pts
50 m :	36.17 (36.17)	100 m :	1:18.06 (41.89) [1:18.06]	150 m :	2:01.20 (43.14)	200 m :	2:45.40 (44.20) [1:27.34]	
QFA	7.	BOROT Antoine	2008	FRA	CN COUTANCES	---	2:45.72	855 pts
50 m :	37.77 (37.77)	100 m :	1:20.16 (42.39) [1:20.16]	150 m :	2:02.76 (42.60)	200 m :	2:45.72 (42.96) [1:25.56]	
QFA	8.	POUPPEVILLE Elouan	2008	FRA	CNP DE SAINT-LO	---	2:45.79	855 pts
50 m :	37.41 (37.41)	100 m :	1:20.66 (43.25) [1:20.66]	150 m :	2:04.56 (43.90)	200 m :	2:45.79 (41.23) [1:25.13]	
QFB	9.	DI CATERINA MARTINS Arthur	2008	FRA	CN CHALON-SUR-SAONE	---	2:47.29	838 pts
50 m :	38.79 (38.79)	100 m :	1:21.55 (42.76) [1:21.55]	150 m :	2:04.87 (43.32)	200 m :	2:47.29 (42.42) [1:25.74]	
QFB	10.	WASSENHOVE Maxens	2008	FRA	CN ANTIBES	---	2:48.05	829 pts
50 m :	36.88 (36.88)	100 m :	1:19.18 (42.30) [1:19.18]	150 m :	2:03.00 (43.82)	200 m :	2:48.05 (45.05) [1:28.87]	
QFB	11.	GODEFROY Gaspard	2009	FRA	CNP DE SAINT-LO	---	2:49.16	817 pts
50 m :	37.99 (37.99)	100 m :	1:22.29 (44.30) [1:22.29]	150 m :	2:05.68 (44.39)	200 m :	2:49.16 (43.48) [1:26.87]	
QFB	12.	LEPLANOIS Noah	2008	FRA	C PAUL-BERT RENNES	---	2:49.46	813 pts
50 m :	38.90 (38.90)	100 m :	1:22.15 (43.25) [1:22.15]	150 m :	2:05.77 (43.62)	200 m :	2:49.46 (43.69) [1:27.31]	
QFB	13.	BARRE Maxence	2008	FRA	DAUPHINS TOULOUSE OEC	---	2:49.64	811 pts
50 m :	38.62 (38.62)	100 m :	1:21.91 (43.29) [1:21.91]	150 m :	2:05.99 (44.08)	200 m :	2:49.64 (43.65) [1:27.73]	
QFB	14.	TOULOTTE Gaëtan	2008	FRA	GRAVELINES NATATION	---	2:49.83	809 pts
50 m :	37.74 (37.74)	100 m :	1:20.87 (43.13) [1:20.87]	150 m :	2:05.70 (44.83)	200 m :	2:49.83 (44.13) [1:28.96]	
QFB	15.	MATAILLET Arthur	2008	FRA	ANGERS NATATION	---	2:50.71	799 pts
50 m :	39.36 (39.36)	100 m :	1:23.93 (44.57) [1:23.93]	150 m :	2:07.12 (43.19)	200 m :	2:50.71 (43.59) [1:26.78]	
QFB	16.	PAUSE Alexandre	2008	FRA	ST-DENIS RÉUNION	---	2:51.16	795 pts
50 m :	36.78 (36.78)	100 m :	1:20.14 (43.36) [1:20.14]	150 m :	2:05.95 (45.81)	200 m :	2:51.16 (45.21) [1:31.02]	
	17.	VALMONT-MALANDA Maelan	2008	FRA	MARSOUINS HÉROUVILLE	---	2:52.33	782 pts
50 m :	38.37 (38.37)	100 m :	1:22.30 (43.93) [1:22.30]	150 m :	2:07.03 (44.73)	200 m :	2:52.33 (45.30) [1:30.03]	
	18.	BENHAMOU Yanis	2008	FRA	ST-DENIS RÉUNION	---	2:52.37	781 pts
50 m :	37.47 (37.47)	100 m :	1:20.94 (43.47) [1:20.94]	150 m :	2:06.04 (45.10)	200 m :	2:52.37 (46.33) [1:31.43]	
	19.	PERRIER Théo	2008	FRA	AC VILLEPINTE	---	2:52.38	781 pts
50 m :	36.41 (36.41)	100 m :	1:20.11 (43.70) [1:20.11]	150 m :	2:07.03 (46.92)	200 m :	2:52.38 (45.35) [1:32.27]	
	20.	GARNONE Matthis	2008	FRA	CN MARSEILLE	---	2:52.62	779 pts
50 m :	38.80 (38.80)	100 m :	1:23.39 (44.59) [1:23.39]	150 m :	2:08.04 (44.65)	200 m :	2:52.62 (44.58) [1:29.23]	
	21.	LE GRATIET Yanniss	2008	FRA	C VIKINGS DE ROUEN	---	2:52.90	776 pts
50 m :	39.07 (39.07)	100 m :	1:23.08 (44.01) [1:23.08]	150 m :	2:07.67 (44.59)	200 m :	2:52.90 (45.23) [1:29.82]	
	22.	M'GOMRI Ilyan	2008	FRA	CN MARSEILLE	---	2:53.47	769 pts
50 m :	38.45 (38.45)	100 m :	1:22.41 (43.96) [1:22.41]	150 m :	2:07.42 (45.01)	200 m :	2:53.47 (46.05) [1:31.06]	
	23.	LOEZ Lucas	2008	FRA	CHARLEVILLE-MÉZIÈRES NATATION	---	2:53.99	764 pts
50 m :	38.11 (38.11)	100 m :	1:22.87 (44.76) [1:22.87]	150 m :	2:08.79 (45.92)	200 m :	2:53.99 (45.20) [1:31.12]	
	24.	RESSEGUIER Timeo	2008	FRA	AQUA GRIMPE MILLAU GRANDS CAUS	---	2:56.57	736 pts
50 m :	40.43 (40.43)	100 m :	1:25.15 (44.72) [1:25.15]	150 m :	2:10.81 (45.66)	200 m :	2:56.57 (45.76) [1:31.42]	

Résultats

(Suite) Séries : 200 Brasse Messieurs - (Jeunes 1 & 2 : 12 - 13 ans)

[J2 : Di 19/12/2021 - R3]

25.	ALBERT Thibault	2009	FRA	OLYMPIC NICE NATATION	---	2:56.67	735 pts		
50 m :	40.45 (40.45)	100 m :	1:26.74 (46.29)	[1:26.74]	150 m :	2:12.64 (45.90)	200 m :	2:56.67 (44.03)	[1:29.93]
26.	DA CUNHA Nathan	2008	FRA	CHARLEVILLE-MÉZIÈRES NATATION	---	2:57.08	731 pts		
50 m :	39.77 (39.77)	100 m :	1:25.15 (45.38)	[1:25.15]	150 m :	2:11.06 (45.91)	200 m :	2:57.08 (46.02)	[1:31.93]
27.	BRETT Evan	2009	GBR	AS MONACO NATATION	---	2:58.12	720 pts		
50 m :	40.43 (40.43)	100 m :	1:27.17 (46.74)	[1:27.17]	150 m :	2:13.09 (45.92)	200 m :	2:58.12 (45.03)	[1:30.95]
28.	SCHVARTZ-ARNAUD Joey	2009	FRA	CARIB SWIN TEAM	---	3:00.01	700 pts		
50 m :	40.03 (40.03)	100 m :	1:26.45 (46.42)	[1:26.45]	150 m :	2:13.20 (46.75)	200 m :	3:00.01 (46.81)	[1:33.56]
29.	OULD KHELIFA Rafi	2009	FRA	CN MARSEILLE	---	3:00.44	696 pts		
50 m :	40.97 (40.97)	100 m :	1:29.12 (48.15)	[1:29.12]	150 m :	2:15.57 (46.45)	200 m :	3:00.44 (44.87)	[1:31.32]
30.	CHRISTIN-JENKINS Ronan	2009	FRA	A ASEC NATATION SAINT-PAUL REU	---	3:02.07	679 pts		
50 m :	40.56 (40.56)	100 m :	1:27.40 (46.84)	[1:27.40]	150 m :	2:14.34 (46.94)	200 m :	3:02.07 (47.73)	[1:34.67]
31.	IDMONT Mahé	2009	FRA	A ASEC NATATION SAINT-PAUL REU	---	3:02.16	678 pts		
50 m :	42.09 (42.09)	100 m :	1:29.43 (47.34)	[1:29.43]	150 m :	2:15.87 (46.44)	200 m :	3:02.16 (46.29)	[1:32.73]
32.	MURACCIOLI Anakko	2009	FRA	AS MONACO NATATION	---	3:03.14	669 pts		
50 m :	40.35 (40.35)	100 m :	1:29.06 (48.71)	[1:29.06]	150 m :	2:15.95 (46.89)	200 m :	3:03.14 (47.19)	[1:34.08]
33.	LABOUGLIE Francois	2009	FRA	SOISSONS NATATION SPORTIVE	---	3:04.14	659 pts		
50 m :	41.46 (41.46)	100 m :	1:29.09 (47.63)	[1:29.09]	150 m :	2:17.23 (48.14)	200 m :	3:04.14 (46.91)	[1:35.05]
34.	LE GRATIET Yohann	2009	FRA	C VIKINGS DE ROUEN	---	3:04.42	656 pts		
50 m :	40.38 (40.38)	100 m :	1:28.05 (47.67)	[1:28.05]	150 m :	2:16.56 (48.51)	200 m :	3:04.42 (47.86)	[1:36.37]
35.	SERTTAS Noyan	2009	FRA	SN MONTGERON	---	3:07.05	630 pts		
50 m :	42.32 (42.32)	100 m :	1:30.20 (47.88)	[1:30.20]	150 m :	2:18.47 (48.27)	200 m :	3:07.05 (48.58)	[1:36.85]
36.	RAVE Thomas	2009	FRA	TOULON VAR NATATION	---	3:07.67	624 pts		
50 m :	41.27 (41.27)	100 m :	1:29.50 (48.23)	[1:29.50]	150 m :	2:18.26 (48.76)	200 m :	3:07.67 (49.41)	[1:38.17]
37.	ECHARD Nathan	2009	FRA	CN LE HAVRE	---	3:07.75	623 pts		
50 m :	43.14 (43.14)	100 m :	1:31.06 (47.92)	[1:31.06]	150 m :	2:20.62 (49.56)	200 m :	3:07.75 (47.13)	[1:36.69]
38.	BOUSSAF Wael	2009	FRA	ASPTT CLERMONT-FERRAND	---	3:08.10	620 pts		
50 m :	37.93 (37.93)	100 m :	1:25.03 (47.10)	[1:25.03]	150 m :	2:15.85 (50.82)	200 m :	3:08.10 (52.25)	[1:43.07]
39.	VOSSION Anatole	2009	FRA	MACON NATATION	---	3:08.16	619 pts		
50 m :	43.39 (43.39)	100 m :	1:32.65 (49.26)	[1:32.65]	150 m :	2:20.29 (47.64)	200 m :	3:08.16 (47.87)	[1:35.51]

Résultats

[Cotation FFN]

Records du 100 Brasse Dames

Meilleures Performances Françaises 14 ans: **1:09.55** DELMAS Justine (2005) FRA 25/07/2019 BAKOU
 Meilleures Performances Françaises 13 ans: **1:11.94** DELMAS Justine (2005) FRA 22/12/2018 RENNES
 Meilleures Performances Françaises 12 ans: **1:15.46** LENOIR Melanie (2006) FRA 22/06/2018 SCHILTIGHEIM
 Meilleures Performances Françaises 11 ans: **1:20.39** LOMBARDO Chloé (2008) FRA 22/12/2019 CHALON-SUR-SAÔNE

CUMUL : 100 Brasse Dames - (Jeunes 3 : 13 ans)

[J2 : Di 19/12/2021 - R4]

1.	LOMBARDO Chloé	2008	FRA	NATATION HOCHFELDEN	2:33.20
2.	RIPOCHE Azelis	2008	FRA	ASPTT NANTES	2:33.58
3.	VELAY Jade	2008	FRA	CN CÉVENNES ALÈS	2:35.58
4.	LECHAT Adèle	2008	FRA	CN BEAUPREAU	2:35.98
5.	BERING Jade	2008	FRA	SCHOELCHER NATATION 2000	2:38.42
6.	MAILLIEZ Lily	2008	FRA	DAUPHINS TOULOUSE OEC	2:39.13
7.	FALLA Prisca	2008	FRA	AAS SARCELLES NATATION 95	2:39.71
8.	SALCZER Lilou	2008	FRA	ES MASSY NATATION	2:40.24
9.	LEPRETRE Charlène	2008	FRA	AS LA TESTE	2:42.05
10.	RICHARD Alice	2008	FRA	OLIVET NATATION I'NOX	2:42.51
11.	MANIN Cyrielle	2008	FRA	LONGVILLIERS CLUB	2:42.57
12.	ZANIN Mary	2008	FRA	CA ST-LAURENT-NOUAN	2:43.67
13.	DEVANNE Emma	2008	FRA	SPN POITIERS	2:44.57
14.	DELAIN Melissandre	2008	FRA	ANGERS NATATION	2:45.13
15.	PELÉ-VALERO Anaïs	2008	FRA	GIRONDINS BORDEAUX	2:45.19
16.	DIMITRI Lise	2008	FRA	CSN GUYANCOURT	2:46.31

Finale A : 100 Brasse Dames - (Jeunes 3 : 13 ans)

[J2 : Di 19/12/2021 - R4]

1.	RIPOCHE Azelis	2008	FRA	ASPTT NANTES	---	1:15.93	1111 pts
50 m :	36.77 (36.77)	100 m :	1:15.93 (39.16)	[1:15.93]			
2.	LOMBARDO Chloé	2008	FRA	NATATION HOCHFELDEN	---	1:16.53	1097 pts
50 m :	35.38 (35.38)	100 m :	1:16.53 (41.15)	[1:16.53]			
3.	VELAY Jade	2008	FRA	CN CÉVENNES ALÈS	---	1:17.45	1076 pts
50 m :	36.71 (36.71)	100 m :	1:17.45 (40.74)	[1:17.45]			
4.	LECHAT Adèle	2008	FRA	CN BEAUPREAU	---	1:17.86	1067 pts
50 m :	36.40 (36.40)	100 m :	1:17.86 (41.46)	[1:17.86]			
5.	BERING Jade	2008	FRA	SCHOELCHER NATATION 2000	---	1:18.94	1043 pts
50 m :	36.74 (36.74)	100 m :	1:18.94 (42.20)	[1:18.94]			
6.	MAILLIEZ Lily	2008	FRA	DAUPHINS TOULOUSE OEC	---	1:19.57	1029 pts
50 m :	37.29 (37.29)	100 m :	1:19.57 (42.28)	[1:19.57]			
7.	SALCZER Lilou	2008	FRA	ES MASSY NATATION	---	1:19.90	1021 pts
50 m :	37.42 (37.42)	100 m :	1:19.90 (42.48)	[1:19.90]			
8.	FALLA Prisca	2008	FRA	AAS SARCELLES NATATION 95	---	1:20.17	1015 pts
50 m :	37.43 (37.43)	100 m :	1:20.17 (42.74)	[1:20.17]			

Finale B : 100 Brasse Dames - (Jeunes 3 : 13 ans)

[J2 : Di 19/12/2021 - R4]

1.	MANIN Cyrielle	2008	FRA	LONGVILLIERS CLUB	---	1:20.66	1005 pts
50 m :	39.14 (39.14)	100 m :	1:20.66 (41.52)	[1:20.66]			
2.	LEPRETRE Charlène	2008	FRA	AS LA TESTE	---	1:21.11	995 pts
50 m :	37.76 (37.76)	100 m :	1:21.11 (43.35)	[1:21.11]			
3.	ZANIN Mary	2008	FRA	CA ST-LAURENT-NOUAN	---	1:21.73	981 pts
50 m :	38.22 (38.22)	100 m :	1:21.73 (43.51)	[1:21.73]			
4.	RICHARD Alice	2008	FRA	OLIVET NATATION I'NOX	---	1:21.88	978 pts
50 m :	38.55 (38.55)	100 m :	1:21.88 (43.33)	[1:21.88]			
5.	DEVANNE Emma	2008	FRA	SPN POITIERS	---	1:22.52	964 pts
50 m :	39.15 (39.15)	100 m :	1:22.52 (43.37)	[1:22.52]			
6.	DELAIN Melissandre	2008	FRA	ANGERS NATATION	---	1:22.82	958 pts
50 m :	39.23 (39.23)	100 m :	1:22.82 (43.59)	[1:22.82]			
7.	PELÉ-VALERO Anaïs	2008	FRA	GIRONDINS BORDEAUX	---	1:22.97	954 pts
50 m :	38.01 (38.01)	100 m :	1:22.97 (44.96)	[1:22.97]			
8.	DIMITRI Lise	2008	FRA	CSN GUYANCOURT	---	1:23.33	947 pts
50 m :	37.94 (37.94)	100 m :	1:23.33 (45.39)	[1:23.33]			

Résultats

CUMUL : 100 Brasse Dames - (Jeunes 1 & 2 : 11 - 12 ans)

[J2 : Di 19/12/2021 - R4]

1.	MONTRouGE ÉLIsa	2009	FRA	ST-DENIS RÉUNION		2:36.22
2.	SAUZEAU Lilou	2009	FRA	SN VERSAILLES		2:40.66
3.	LARDIER-PUIGDOMENECH Agatha	2009	FRA	C PAUL-BERT RENNES		2:41.97
4.	MOULIN LE LOUARN Sterenn	2009	FRA	AAJB ENTENTE BLOIS		2:44.09
5.	HUSSON Pauline	2009	FRA	MONTAUBAN NATATION		2:47.00
6.	GHEZAL Emilie	2010	FRA	DAUPHINS TOULOUSE OEC		2:47.60
7.	CALMELS Charline	2009	FRA	AQUACLUB LE PECQ MARLY		2:47.91
8.	ALLAIN Clémence	2010	FRA	DINAN NATATION SAUVETAGE		2:48.12
8.	FONS Eléonore	2009	FRA	AC HYÈRES		2:48.12
10.	TIMO Ragihei-Kura	2010	FRA	OLYMPIQUE DE PIRAE		2:48.60
11.	DELSART Ambre	2010	FRA	ES MASSY NATATION		2:49.04
12.	KURZWEG Klervie	2009	FRA	CN POSSESSION		2:49.41
13.	BARSANTI Juliana	2009	FRA	SN VERSAILLES		2:49.96
14.	BOGGIO Blandine	2009	FRA	CN CHALON-SUR-SAONE		2:50.86
15.	CARLIER Melia	2009	FRA	CN COURRIÈRES		2:50.98
16.	LOPES Melody	2009	FRA	STADE FRANÇAIS O COURBEVOIE		2:52.61

Finale A : 100 Brasse Dames - (Jeunes 1 & 2 : 11 - 12 ans)

[J2 : Di 19/12/2021 - R4]

1.	MONTRouGE ÉLIsa	2009	FRA	ST-DENIS RÉUNION	---	1:17.37	1078 pts
50 m :	36.21 (36.21)	100 m :	1:17.37 (41.16)	[1:17.37]			
2.	LARDIER-PUIGDOMENECH Agatha	2009	FRA	C PAUL-BERT RENNES	---	1:19.83	1023 pts
50 m :	38.28 (38.28)	100 m :	1:19.83 (41.55)	[1:19.83]			
3.	SAUZEAU Lilou	2009	FRA	SN VERSAILLES	---	1:20.20	1015 pts
50 m :	36.80 (36.80)	100 m :	1:20.20 (43.40)	[1:20.20]			
4.	MOULIN LE LOUARN Sterenn	2009	FRA	AAJB ENTENTE BLOIS	---	1:20.34	1012 pts
50 m :	37.89 (37.89)	100 m :	1:20.34 (42.45)	[1:20.34]			
5.	FONS Eléonore	2009	FRA	AC HYÈRES	---	1:23.07	952 pts
50 m :	38.69 (38.69)	100 m :	1:23.07 (44.38)	[1:23.07]			
6.	GHEZAL Emilie	2010	FRA	DAUPHINS TOULOUSE OEC	---	1:23.39	945 pts
50 m :	38.24 (38.24)	100 m :	1:23.39 (45.15)	[1:23.39]			
7.	ALLAIN Clémence	2010	FRA	DINAN NATATION SAUVETAGE	---	1:23.75	938 pts
50 m :	39.70 (39.70)	100 m :	1:23.75 (44.05)	[1:23.75]			
8.	HUSSON Pauline	2009	FRA	MONTAUBAN NATATION	---	1:23.87	935 pts
50 m :	37.92 (37.92)	100 m :	1:23.87 (45.95)	[1:23.87]			

Finale B : 100 Brasse Dames - (Jeunes 1 & 2 : 11 - 12 ans)

[J2 : Di 19/12/2021 - R4]

1.	CALMELS Charline	2009	FRA	AQUACLUB LE PECQ MARLY	---	1:22.50	964 pts
50 m :	39.52 (39.52)	100 m :	1:22.50 (42.98)	[1:22.50]			
2.	DELSART Ambre	2010	FRA	ES MASSY NATATION	---	1:23.25	948 pts
50 m :	38.73 (38.73)	100 m :	1:23.25 (44.52)	[1:23.25]			
3.	TIMO Ragihei-Kura	2010	FRA	OLYMPIQUE DE PIRAE	---	1:23.52	943 pts
50 m :	39.75 (39.75)	100 m :	1:23.52 (43.77)	[1:23.52]			
4.	BARSANTI Juliana	2009	FRA	SN VERSAILLES	---	1:24.22	928 pts
50 m :	41.29 (41.29)	100 m :	1:24.22 (42.93)	[1:24.22]			
5.	KURZWEG Klervie	2009	FRA	CN POSSESSION	---	1:24.31	926 pts
50 m :	39.11 (39.11)	100 m :	1:24.31 (45.20)	[1:24.31]			
6.	BOGGIO Blandine	2009	FRA	CN CHALON-SUR-SAONE	---	1:25.47	902 pts
50 m :	40.24 (40.24)	100 m :	1:25.47 (45.23)	[1:25.47]			
7.	CARLIER Melia	2009	FRA	CN COURRIÈRES	---	1:25.91	892 pts
50 m :	40.66 (40.66)	100 m :	1:25.91 (45.25)	[1:25.91]			
8.	LOPES Melody	2009	FRA	STADE FRANÇAIS O COURBEVOIE	---	1:26.79	874 pts
50 m :	40.45 (40.45)	100 m :	1:26.79 (46.34)	[1:26.79]			

Séries : 100 Brasse Dames - (Jeunes 3 : 13 ans)

[J2 : Di 19/12/2021 - R3]

QFA	1.	LOMBARDO Chloé	2008	FRA	NATATION HOCHFELDEN	---	1:16.67	1094 pts
50 m :		36.17 (36.17)	100 m :	1:16.67 (40.50)	[1:16.67]			



(Suite) Séries : 100 Brasse Dames - (Jeunes 3 : 13 ans)

[J2 : Di 19/12/2021 - R3]

QFA	2.	RIPOCHE Azelis	2008	FRA	ASPTT NANTES	---	1:17.65	1072 pts
	50 m :	36.29 (36.29)	100 m :	1:17.65 (41.36)	[1:17.65]			
QFA	3.	LECHAT Adèle	2008	FRA	CN BEAUPREAU	---	1:18.12	1061 pts
	50 m :	36.69 (36.69)	100 m :	1:18.12 (41.43)	[1:18.12]			
QFA	4.	VELAY Jade	2008	FRA	CN CÉVENNES ALÈS	---	1:18.13	1061 pts
	50 m :	37.07 (37.07)	100 m :	1:18.13 (41.06)	[1:18.13]			
QFA	5.	BRUNELLIERE Colinn-June	2008	FRA	ST-SÉBASTIEN NATATION	---	1:19.29	1035 pts
	50 m :	36.62 (36.62)	100 m :	1:19.29 (42.67)	[1:19.29]			
QFA	6.	BERING Jade	2008	FRA	SCHOELCHER NATATION 2000	---	1:19.48	1031 pts
	50 m :	36.35 (36.35)	100 m :	1:19.48 (43.13)	[1:19.48]			
QFA	7.	FALLA Prisca	2008	FRA	AAS SARCELLES NATATION 95	---	1:19.54	1029 pts
	50 m :	37.42 (37.42)	100 m :	1:19.54 (42.12)	[1:19.54]			
QFA	8.	MAILLIEZ Lily	2008	FRA	DAUPHINS TOULOUSE OEC	---	1:19.56	1029 pts
	50 m :	36.81 (36.81)	100 m :	1:19.56 (42.75)	[1:19.56]			
QFB	9.	SALCZER Lilou	2008	FRA	ES MASSY NATATION	---	1:20.34	1012 pts
	50 m :	37.86 (37.86)	100 m :	1:20.34 (42.48)	[1:20.34]			
QFB	10.	RICHARD Aïce	2008	FRA	OLIVET NATATION I'NOX	---	1:20.63	1005 pts
	50 m :	37.80 (37.80)	100 m :	1:20.63 (42.83)	[1:20.63]			
QFB	11.	LEPRETRE Charlène	2008	FRA	AS LA TESTE	---	1:20.94	998 pts
	50 m :	38.35 (38.35)	100 m :	1:20.94 (42.59)	[1:20.94]			
QFB	12.	MANIN Cyrielle	2008	FRA	LONGVILLIERS CLUB	---	1:21.91	977 pts
	50 m :	38.63 (38.63)	100 m :	1:21.91 (43.28)	[1:21.91]			
QFB	13.	ZANIN Mary	2008	FRA	CA ST-LAURENT-NOUAN	---	1:21.94	977 pts
	50 m :	37.97 (37.97)	100 m :	1:21.94 (43.97)	[1:21.94]			
QFB	14.	DEVANNE Emma	2008	FRA	SPN POITIERS	---	1:22.05	974 pts
	50 m :	39.09 (39.09)	100 m :	1:22.05 (42.96)	[1:22.05]			
QFB	15.	PELÉ-VALERO Anaïs	2008	FRA	GIRONDINS BORDEAUX	---	1:22.22	971 pts
	50 m :	37.65 (37.65)	100 m :	1:22.22 (44.57)	[1:22.22]			
QFB	16.	DELAIN Melissandre	2008	FRA	ANGERS NATATION	---	1:22.31	969 pts
	50 m :	38.85 (38.85)	100 m :	1:22.31 (43.46)	[1:22.31]			
	17.	JOTHY Solene	2008	FRA	ASM CHAMALIERES NATATION	---	1:22.60	962 pts
	50 m :	38.22 (38.22)	100 m :	1:22.60 (44.38)	[1:22.60]			
	18.	DIMITRI Lise	2008	FRA	CSN GUYANCOURT	---	1:22.98	954 pts
	50 m :	39.24 (39.24)	100 m :	1:22.98 (43.74)	[1:22.98]			
	19.	AMUNDARAIN Martina	2008	ESP	A. URKIROLAK SJ DE LUZ-CIBOURE	---	1:23.13	951 pts
	50 m :	39.19 (39.19)	100 m :	1:23.13 (43.94)	[1:23.13]			
	20.	ADOPO Eline	2008	FRA	DAUPHINS TOULOUSE OEC	---	1:23.32	947 pts
	50 m :	37.82 (37.82)	100 m :	1:23.32 (45.50)	[1:23.32]			
	21.	GUILLERM Enola	2008	FRA	CN VIRY-CHÂTILLON	---	1:23.87	935 pts
	50 m :	37.80 (37.80)	100 m :	1:23.87 (46.07)	[1:23.87]			
	22.	BELKHELLADI Ines	2008	FRA	LES PHOENIX D'ANTONY	---	1:23.92	934 pts
	50 m :	38.59 (38.59)	100 m :	1:23.92 (45.33)	[1:23.92]			
Br	23.	DANDI Constance	2008	FRA	BORN ET EAU CLUB MIMIZAN	---	1:24.00	932 pts
	50 m :	39.09 (39.09)	100 m :	1:24.00 (44.91)	[1:24.00]			
Br	23.	PIETTE Theodora	2008	FRA	CN ANTIBES	---	1:24.00	932 pts
	50 m :	39.34 (39.34)	100 m :	1:24.00 (44.66)	[1:24.00]			
	25.	JOBERT Camille	2008	FRA	OLYMPIC NICE NATATION	---	1:24.10	930 pts
	50 m :	38.84 (38.84)	100 m :	1:24.10 (45.26)	[1:24.10]			
	26.	POIROT Sidonie	2008	FRA	CN BRUNOY-ESSONNE	---	1:24.11	930 pts
	50 m :	39.69 (39.69)	100 m :	1:24.11 (44.42)	[1:24.11]			
	27.	BALOUKJY Lilly-Jade	2008	FRA	MONTPELLIER METROPOLE NATATION	---	1:24.23	928 pts
	50 m :	38.58 (38.58)	100 m :	1:24.23 (45.65)	[1:24.23]			
	28.	BONET Emma	2008	FRA	ALLIANCE DIJON NATATION	---	1:24.64	919 pts
	50 m :	39.63 (39.63)	100 m :	1:24.64 (45.01)	[1:24.64]			
	29.	GUELOU Nolwenn	2008	FRA	SPN POITIERS	---	1:24.71	917 pts
	50 m :	39.68 (39.68)	100 m :	1:24.71 (45.03)	[1:24.71]			
	30.	CHAPEL Annabelle	2008	FRA	NEPTUNE CLUB DE FRANCE	---	1:24.77	916 pts
	50 m :	39.54 (39.54)	100 m :	1:24.77 (45.23)	[1:24.77]			
	31.	BELHACHEMI Manare	2008	FRA	US VAIRES	---	1:24.84	915 pts
	50 m :	38.34 (38.34)	100 m :	1:24.84 (46.50)	[1:24.84]			
	32.	BENBAKKAR Sherine	2008	FRA	CNO ST-GERMAIN-EN-LAYE	---	1:25.24	906 pts
	50 m :	40.60 (40.60)	100 m :	1:25.24 (44.64)	[1:25.24]			

Résultats

(Suite) Séries : 100 Brasse Dames - (Jeunes 3 : 13 ans)

[J2 : Di 19/12/2021 - R3]

	33.	CLEMENT Lilly	2008	FRA	A.S.M BELFORT NATATION	---	1:25.44	902 pts
50 m :		38.18 (38.18)						
100 m :		1:25.44 (47.26)					[1:25.44]	
	34.	JUPPIN Louise	2008	FRA	CHARLEVILLE-MÉZIÈRES NATATION	---	1:25.68	897 pts
50 m :		39.70 (39.70)						
100 m :		1:25.68 (45.98)					[1:25.68]	
	35.	MENDES Cassie	2008	FRA	CLUB DES NAGEURS DE BRIVE	---	1:25.84	894 pts
50 m :		39.51 (39.51)						
100 m :		1:25.84 (46.33)					[1:25.84]	
	36.	COURVOISIER Jenna	2008	FRA	RC BRON DÉCINES NATATION	---	1:26.10	888 pts
50 m :		41.31 (41.31)						
100 m :		1:26.10 (44.79)					[1:26.10]	
	37.	MARTIN Lison	2008	FRA	NAUTIC CLUB RAMBOUILLET	---	1:26.12	888 pts
50 m :		39.87 (39.87)						
100 m :		1:26.12 (46.25)					[1:26.12]	
Br	38.	BECKER Lola	2008	FRA	NEPTUNE CLUB DE FRANCE	---	1:26.13	888 pts
50 m :		40.74 (40.74)						
100 m :		1:26.13 (45.39)					[1:26.13]	
Br	38.	SINAGRA Jade	2008	FRA	ES BLANQUEFORT	---	1:26.13	888 pts
50 m :		39.62 (39.62)						
100 m :		1:26.13 (46.51)					[1:26.13]	
	40.	KERVAREC Gaelle	2008	FRA	DOUARNENEZ NATATION	---	1:26.19	887 pts
50 m :		39.66 (39.66)						
100 m :		1:26.19 (46.53)					[1:26.19]	
	41.	DEROIDE Louise	2008	FRA	UN PLOËRMEL	---	1:26.30	884 pts
50 m :		41.19 (41.19)						
100 m :		1:26.30 (45.11)					[1:26.30]	
	42.	BOUBET Alycia	2008	FRA	ANNEMASSE NATATION	---	1:26.36	883 pts
50 m :		39.92 (39.92)						
100 m :		1:26.36 (46.44)					[1:26.36]	
	43.	MIGLIORE Louisa	2008	FRA	NAUTIC CLUB NÎMES	---	1:26.39	882 pts
50 m :		38.61 (38.61)						
100 m :		1:26.39 (47.78)					[1:26.39]	
	44.	SCHMITT Marie	2008	FRA	JEANNE D'ARC DRANCY	---	1:26.74	875 pts
50 m :		38.72 (38.72)						
100 m :		1:26.74 (48.02)					[1:26.74]	
	45.	BENHAMOU Léa	2008	FRA	ST-DENIS RÉUNION	---	1:27.01	870 pts
50 m :		40.80 (40.80)						
100 m :		1:27.01 (46.21)					[1:27.01]	
	46.	RUBERT Ophélie	2008	FRA	PAYS D'AIX NATATION	---	1:29.70	816 pts
50 m :		41.76 (41.76)						
100 m :		1:29.70 (47.94)					[1:29.70]	

Séries : 100 Brasse Dames - (Jeunes 1 & 2 : 11 - 12 ans)

[J2 : Di 19/12/2021 - R3]

QFA	1.	MONTRouGE ÉliSa	2009	FRA	ST-DENIS RÉUNION	---	1:18.85	1045 pts
50 m :		36.62 (36.62)						
100 m :		1:18.85 (42.23)					[1:18.85]	
QFA	2.	SAUZEAU Lilou	2009	FRA	SN VERSAILLES	---	1:20.46	1009 pts
50 m :		37.12 (37.12)						
100 m :		1:20.46 (43.34)					[1:20.46]	
QFA	3.	LARDIER-PUIGDOMENECH Agatha	2009	FRA	C PAUL-BERT RENNES	---	1:22.14	972 pts
50 m :		39.14 (39.14)						
100 m :		1:22.14 (43.00)					[1:22.14]	
QFA	4.	HUSSON Pauline	2009	FRA	MONTAUBAN NATATION	---	1:23.13	951 pts
50 m :		38.74 (38.74)						
100 m :		1:23.13 (44.39)					[1:23.13]	
QFA	5.	MOULIN LE LOUARN Sterenn	2009	FRA	AAJB ENTENTE BLOIS	---	1:23.75	938 pts
50 m :		38.28 (38.28)						
100 m :		1:23.75 (45.47)					[1:23.75]	
QFA	6.	GHEZAL Emilie	2010	FRA	DAUPHINS TOULOUSE OEC	---	1:24.21	928 pts
50 m :		38.81 (38.81)						
100 m :		1:24.21 (45.40)					[1:24.21]	
QFA	7.	ALLAIN Clémence	2010	FRA	DINAN NATATION SAUVETAGE	---	1:24.37	925 pts
50 m :		39.57 (39.57)						
100 m :		1:24.37 (44.80)					[1:24.37]	
QFA	8.	FONS Eléonore	2009	FRA	AC HYÈRES	---	1:25.05	910 pts
50 m :		40.26 (40.26)						
100 m :		1:25.05 (44.79)					[1:25.05]	
QFB	9.	CARLIER Melia	2009	FRA	CN COURRIÈRES	---	1:25.07	910 pts
50 m :		40.49 (40.49)						
100 m :		1:25.07 (44.58)					[1:25.07]	
QFB	10.	TIMO Ragihei-Kura	2010	FRA	OLYMPIQUE DE PIRAE	---	1:25.08	910 pts
50 m :		40.15 (40.15)						
100 m :		1:25.08 (44.93)					[1:25.08]	
QFB	11.	KURZWEG Klervie	2009	FRA	CN POSSESSION	---	1:25.10	909 pts
50 m :		40.09 (40.09)						
100 m :		1:25.10 (45.01)					[1:25.10]	
QFB	12.	BOGGIO Blandine	2009	FRA	CN CHALON-SUR-SAONE	---	1:25.39	903 pts
50 m :		40.88 (40.88)						
100 m :		1:25.39 (44.51)					[1:25.39]	
QFB	13.	CALMELS Charline	2009	FRA	AQUACLUB LE PECQ MARLY	---	1:25.41	903 pts
50 m :		39.05 (39.05)						
100 m :		1:25.41 (46.36)					[1:25.41]	
QFB	14.	BARSANTI Juliana	2009	FRA	SN VERSAILLES	---	1:25.74	896 pts
50 m :		41.05 (41.05)						
100 m :		1:25.74 (44.69)					[1:25.74]	
QFB	15.	DELSART Ambre	2010	FRA	ES MASSY NATATION	---	1:25.79	895 pts
50 m :		40.31 (40.31)						
100 m :		1:25.79 (45.48)					[1:25.79]	



(Suite) Séries : 100 Brasse Dames - (Jeunes 1 & 2 : 11 - 12 ans)

[J2 : Di 19/12/2021 - R3]

QFB	16.	LOPES Melody	2009	FRA	STADE FRANÇAIS O COURBEVOIE	---	1:25.82	894 pts
	50 m :	39.92 (39.92)	100 m :	1:25.82 (45.90)	[1:25.82]			
	17.	DERR Louise	2009	FRA	CN SARREGUEMINES	---	1:26.19	887 pts
	50 m :	39.99 (39.99)	100 m :	1:26.19 (46.20)	[1:26.19]			
	18.	GENNARI Flavia	2009	FRA	OLYMPIC NICE NATATION	---	1:26.26	885 pts
	50 m :	39.87 (39.87)	100 m :	1:26.26 (46.39)	[1:26.26]			
	19.	GOILLON Ariane	2009	FRA	LYON NATATION METROPOLE	---	1:26.43	882 pts
	50 m :	39.88 (39.88)	100 m :	1:26.43 (46.55)	[1:26.43]			
	20.	RIMBAUD Anna	2009	FRA	ST-ETIENNE NATATION	---	1:26.55	879 pts
	50 m :	40.21 (40.21)	100 m :	1:26.55 (46.34)	[1:26.55]			
	21.	RAZANATEFY Harena-Soa	2009	FRA	CN MELUN VAL DE SEINE	---	1:26.72	876 pts
	50 m :	41.21 (41.21)	100 m :	1:26.72 (45.51)	[1:26.72]			
	22.	MASSOU Alexia	2010	FRA	CNO ST-GERMAIN-EN-LAYE	---	1:26.88	872 pts
	50 m :	41.62 (41.62)	100 m :	1:26.88 (45.26)	[1:26.88]			
	23.	OUERFELLI Nesrine	2009	FRA	STADE FRANÇAIS O COURBEVOIE	---	1:27.00	870 pts
	50 m :	39.95 (39.95)	100 m :	1:27.00 (47.05)	[1:27.00]			
	24.	HOADLEY Kalina	2010	FRA	OLORON NATATION 64	---	1:27.25	865 pts
	50 m :	40.40 (40.40)	100 m :	1:27.25 (46.85)	[1:27.25]			
	25.	ENON Mathilde	2009	FRA	THANN OLYMPIC N	---	1:27.34	863 pts
	50 m :	40.12 (40.12)	100 m :	1:27.34 (47.22)	[1:27.34]			
	26.	GUIVISSA Sayane	2009	FRA	L'ESPADON CN FORT-DE-FRANCE	---	1:27.36	863 pts
	50 m :	41.76 (41.76)	100 m :	1:27.36 (45.60)	[1:27.36]			
	27.	FROGER DEPRES Olivia	2010	FRA	PONT DE CLAIX N GUC WP	---	1:27.54	859 pts
	50 m :	41.39 (41.39)	100 m :	1:27.54 (46.15)	[1:27.54]			
	28.	EUGENE Anne-Laure	2009	FRA	L'ESPADON CN FORT-DE-FRANCE	---	1:27.57	858 pts
	50 m :	41.64 (41.64)	100 m :	1:27.57 (45.93)	[1:27.57]			
	29.	LIMAM Yasmine	2010	FRA	C VIKINGS DE ROUEN	---	1:28.07	848 pts
	50 m :	41.59 (41.59)	100 m :	1:28.07 (46.48)	[1:28.07]			
	30.	SCHEER Anaëlle	2010	FRA	STADE ST-LAURENT-DU-VAR NAT	---	1:28.26	844 pts
	50 m :	42.93 (42.93)	100 m :	1:28.26 (45.33)	[1:28.26]			
	31.	PASCOUAU Berenice	2009	FRA	GRENOBLE ALP'38	---	1:28.46	840 pts
	50 m :	41.26 (41.26)	100 m :	1:28.46 (47.20)	[1:28.46]			
	32.	PERRIN BAO Elisa	2009	FRA	CLUB DES NAGEURS DE PARIS	---	1:28.70	835 pts
	50 m :	40.19 (40.19)	100 m :	1:28.70 (48.51)	[1:28.70]			
Br	33.	LE ROUX Eden	2010	FRA	CN BREST	---	1:29.44	821 pts
	50 m :	41.82 (41.82)	100 m :	1:29.44 (47.62)	[1:29.44]			
Br	33.	LESBATS Chiara	2010	FRA	OLYMPIC NICE NATATION	---	1:29.44	821 pts
	50 m :	42.47 (42.47)	100 m :	1:29.44 (46.97)	[1:29.44]			
	35.	BOUGAULT Nell	2010	FRA	GIRONDINS BORDEAUX	---	1:29.71	815 pts
	50 m :	41.29 (41.29)	100 m :	1:29.71 (48.42)	[1:29.71]			
	36.	BOUILLENNE DUCHENNE Brunelle	2009	FRA	C.N DU FIUMORBU	---	1:29.78	814 pts
	50 m :	40.97 (40.97)	100 m :	1:29.78 (48.81)	[1:29.78]			
	37.	LEFEBVRE Camille	2009	FRA	US COLOMIERS NATATION	---	1:29.84	813 pts
	50 m :	41.75 (41.75)	100 m :	1:29.84 (48.09)	[1:29.84]			
	38.	SOURON Pauline	2009	FRA	AQUATIC CLUB FIDESIEN	---	1:30.02	809 pts
	50 m :	42.36 (42.36)	100 m :	1:30.02 (47.66)	[1:30.02]			
	39.	TISSIER Maelie	2010	FRA	MONTCEAU ON	---	1:30.58	798 pts
	50 m :	42.93 (42.93)	100 m :	1:30.58 (47.65)	[1:30.58]			
	40.	BOULOUKBACHI Celia	2010	FRA	US VILLEJUIF NATATION	---	1:30.78	794 pts
	50 m :	42.87 (42.87)	100 m :	1:30.78 (47.91)	[1:30.78]			
	41.	PUCH Ilana	2010	FRA	GRENOBLE ALP'38	---	1:31.06	789 pts
	50 m :	42.45 (42.45)	100 m :	1:31.06 (48.61)	[1:31.06]			
	42.	REGNIER Naïs	2010	FRA	GRENOBLE ALP'38	---	1:31.27	785 pts
	50 m :	42.31 (42.31)	100 m :	1:31.27 (48.96)	[1:31.27]			
	43.	TISSIER Teha	2010	FRA	CNO ST-GERMAIN-EN-LAYE	---	1:31.41	782 pts
	50 m :	42.59 (42.59)	100 m :	1:31.41 (48.82)	[1:31.41]			
	44.	ERUDEL Maeva	2010	FRA	ST-DENIS RÉUNION	---	1:31.50	780 pts
	50 m :	43.37 (43.37)	100 m :	1:31.50 (48.13)	[1:31.50]			
	45.	CHAMAILLARD Fleur	2010	FRA	AQUATIC CLUB BOURGES	---	1:32.21	767 pts
	50 m :	43.98 (43.98)	100 m :	1:32.21 (48.23)	[1:32.21]			
	46.	DE LAUNAY DE LAPERRIERE Leana	2010	FRA	LA JEANNE NATATION PORT	---	1:32.83	755 pts
	50 m :	42.42 (42.42)	100 m :	1:32.83 (50.41)	[1:32.83]			

Résultats

(Suite) Séries : 100 Brasse Dames - (Jeunes 1 & 2 : 11 - 12 ans)

[J2 : Di 19/12/2021 - R3]

47.	CHOPLIN Esther	2010	FRA	AC BOULOGNE-BILLANCOURT	---	1:33.43	743 pts
50 m :	44.68 (44.68)	100 m :	1:33.43 (48.75)	[1:33.43]			
48.	LEVEL Inès	2010	FRA	LA ROCHE-SUR-YON NATATION	---	1:33.85	735 pts
50 m :	44.34 (44.34)	100 m :	1:33.85 (49.51)	[1:33.85]			
49.	MAMANE Ines	2010	FRA	AC MOLSHEIM MUTZIG	---	1:34.03	732 pts
50 m :	44.99 (44.99)	100 m :	1:34.03 (49.04)	[1:34.03]			
50.	HOUCHAM Lina	2010	FRA	AMIENS METROPOLE NAT.	---	1:35.40	706 pts
50 m :	45.30 (45.30)	100 m :	1:35.40 (50.10)	[1:35.40]			
51.	GREMONT Maude	2010	FRA	STADE ST-LAURENT-DU-VAR NAT	---	1:35.63	702 pts
50 m :	45.18 (45.18)	100 m :	1:35.63 (50.45)	[1:35.63]			
---	FORGEOIS Josephine	2009	FRA	WEPPEES NATATION		DNF	

Résultats

[Cotation FFN]

Records du 100 Nage Libre Messieurs

Meilleures Performances Françaises 14 ans: **53.50 EX AEQUO:**

DUTRIAUX Néo (2007) FRA 19/12/2021 RENNES

DUTRIAUX Néo (2007) FRA 19/12/2021 RENNES

Meilleures Performances Françaises 13 ans: **55.35** NUNEZ GREEN Dilan (2005) FRA 23/12/2018 CAYENNE

Meilleures Performances Françaises 12 ans: **59.11** HUDAN Nathan (2003) FRA 16/12/2015 BRISBANE

CUMUL : 100 Nage Libre Messieurs - (Jeunes 3 : 14 ans)

[J2 : Di 19/12/2021 - R4]

1.	DUTRIAUX Néo	2007	FRA	OLYMPIC NICE NATATION		1:47.00
2.	FADDA SAUVAGEOT Roméo-César	2007	FRA	CN CHALON-SUR-SAONE		1:49.41
3.	LEBRETON Auguste	2007	FRA	SPN POITIERS		1:50.44
4.	BAUDOUIN Odilon	2007	FRA	JN COMPIÈGNE		1:51.21
5.	TAILLADE Clément	2007	FRA	NEPTUNE CLUB DE FRANCE		1:51.75
6.	FORLER Nathan	2007	FRA	NATATION HOCHFELDEN		1:52.22
7.	AUCLAIR Ilian	2007	FRA	ASM CHAMALIERES NATATION		1:52.38
8.	POTTIER Estin	2007	FRA	CN LE MANS		1:52.58
9.	AUDOUY Guillaume	2007	FRA	USB LONGWY NATATION		1:52.67
10.	SEVIN Ewan	2007	FRA	STADE OLYMPIQUE CHAMBÉRY		1:53.05
11.	LANCIEN Fabian	2007	FRA	ALENÇON NC		1:53.07
12.	MOUSSA Adam-Samy	2007	FRA	CNO ST-GERMAIN-EN-LAYE		1:53.19
13.	DELPECH Alexis	2007	FRA	AC HYÈRES		1:53.72
14.	BRAIZE Stann	2007	FRA	ES MASSY NATATION		1:54.16
15.	MEUBRY Simon	2007	FRA	CN BREST		1:54.77
16.	LOVIN Sébastien	2007	FRA	OLYMPIC NICE NATATION		1:54.82

Finale A : 100 Nage Libre Messieurs - (Jeunes 3 : 14 ans)

[J2 : Di 19/12/2021 - R4]

1.	DUTRIAUX Néo	2007	FRA	OLYMPIC NICE NATATION	---	53.50	1138 pts	MPF14
50 m :	26.03 (26.03)	100 m :	53.50 (27.47)	[53.50]				
2.	LEBRETON Auguste	2007	FRA	SPN POITIERS	---	54.81	1095 pts	
50 m :	26.65 (26.65)	100 m :	54.81 (28.16)	[54.81]				
3.	FADDA SAUVAGEOT Roméo-César	2007	FRA	CN CHALON-SUR-SAONE	---	54.86	1093 pts	
50 m :	26.13 (26.13)	100 m :	54.86 (28.73)	[54.86]				
4.	BAUDOUIN Odilon	2007	FRA	JN COMPIÈGNE	---	55.51	1072 pts	
50 m :	26.64 (26.64)	100 m :	55.51 (28.87)	[55.51]				
5.	TAILLADE Clément	2007	FRA	NEPTUNE CLUB DE FRANCE	---	55.95	1057 pts	
50 m :	26.89 (26.89)	100 m :	55.95 (29.06)	[55.95]				
6.	FORLER Nathan	2007	FRA	NATATION HOCHFELDEN	---	56.38	1043 pts	
50 m :	26.76 (26.76)	100 m :	56.38 (29.62)	[56.38]				
7.	SEVIN Ewan	2007	FRA	STADE OLYMPIQUE CHAMBÉRY	---	57.04	1022 pts	
50 m :	27.60 (27.60)	100 m :	57.04 (29.44)	[57.04]				
8.	MOUSSA Adam-Samy	2007	FRA	CNO ST-GERMAIN-EN-LAYE	---	57.16	1018 pts	
50 m :	27.16 (27.16)	100 m :	57.16 (30.00)	[57.16]				

Finale B : 100 Nage Libre Messieurs - (Jeunes 3 : 14 ans)

[J2 : Di 19/12/2021 - R4]

1.	AUCLAIR Ilian	2007	FRA	ASM CHAMALIERES NATATION	---	56.15	1051 pts	
50 m :	27.29 (27.29)	100 m :	56.15 (28.86)	[56.15]				
2.	POTTIER Estin	2007	FRA	CN LE MANS	---	56.45	1041 pts	
50 m :	26.95 (26.95)	100 m :	56.45 (29.50)	[56.45]				
3.	AUDOUY Guillaume	2007	FRA	USB LONGWY NATATION	---	56.49	1040 pts	
50 m :	26.90 (26.90)	100 m :	56.49 (29.59)	[56.49]				
4.	LANCIEN Fabian	2007	FRA	ALENÇON NC	---	56.64	1035 pts	
50 m :	27.26 (27.26)	100 m :	56.64 (29.38)	[56.64]				
5.	DELPECH Alexis	2007	FRA	AC HYÈRES	---	56.81	1029 pts	
50 m :	27.31 (27.31)	100 m :	56.81 (29.50)	[56.81]				
6.	BRAIZE Stann	2007	FRA	ES MASSY NATATION	---	57.00	1023 pts	
50 m :	27.85 (27.85)	100 m :	57.00 (29.15)	[57.00]				
7.	LOVIN Sébastien	2007	FRA	OLYMPIC NICE NATATION	---	57.61	1004 pts	
50 m :	27.66 (27.66)	100 m :	57.61 (29.95)	[57.61]				
8.	MEUBRY Simon	2007	FRA	CN BREST	---	57.75	1000 pts	
50 m :	27.90 (27.90)	100 m :	57.75 (29.85)	[57.75]				

Résultats

CUMUL : 100 Nage Libre Messieurs - (Jeunes 1 & 2 : 12 - 13 ans)

[J2 : Di 19/12/2021 - R4]

1.	GHOUDANE Elias	2008	FRA	STADE BÉTHUNE PÉLICAN CLUB	1:54.39
2.	OOPA Teherearii	2008	FRA	I MUA NATATION	1:55.55
3.	FERRERE Alexandre	2008	FRA	CERCLE NAGEURS ST-JOSEPH	1:56.30
4.	SENCE Axel	2008	FRA	LILLE MÉTROPOLE NATATION	1:56.60
5.	BOURLET Thomas	2008	FRA	GIRONDINS BORDEAUX	1:57.19
6.	CRASSARD Gabriel	2008	FRA	AS MONACO NATATION	1:57.22
7.	PATRON Lucas	2008	FRA	NEPTUNE CLUB LORRAIN	1:57.98
8.	BOISTOL Wilfrid	2008	FRA	FRANCOIS NATATION CLUB	1:58.71
9.	PETITFRÈRE Théo	2008	FRA	RACING CLUB ARRAS	1:58.82
10.	GORLIER Noah	2008	FRA	AC VILLEPINTE	1:59.24
11.	DE VERA Max	2008	FRA	AC CHERBOURG EN COTENTIN	1:59.42
12.	LEPLANOIS Noah	2008	FRA	C PAUL-BERT RENNES	1:59.72
13.	TOMAS Léo	2008	FRA	SN VERSAILLES	1:59.80
14.	PAYET Antoine	2008	FRA	SUD SAUVAGE NATATION SAINT PHI	1:59.86
15.	BOUVIER Alexandre	2008	FRA	CN CANNES	2:00.01

Finale A : 100 Nage Libre Messieurs - (Jeunes 1 & 2 : 12 - 13 ans)

[J2 : Di 19/12/2021 - R4]

1.	GHOUDANE Elias	2008	FRA	STADE BÉTHUNE PÉLICAN CLUB	---	57.13	1019 pts
50 m :	27.60 (27.60)	100 m :	57.13 (29.53)	[57.13]			
2.	OOPA Teherearii	2008	FRA	I MUA NATATION	---	57.69	1001 pts
50 m :	28.07 (28.07)	100 m :	57.69 (29.62)	[57.69]			
3.	FERRERE Alexandre	2008	FRA	CERCLE NAGEURS ST-JOSEPH	---	57.82	997 pts
50 m :	28.13 (28.13)	100 m :	57.82 (29.69)	[57.82]			
4.	SENCE Axel	2008	FRA	LILLE MÉTROPOLE NATATION	---	58.35	981 pts
50 m :	28.39 (28.39)	100 m :	58.35 (29.96)	[58.35]			
5.	CRASSARD Gabriel	2008	FRA	AS MONACO NATATION	---	58.37	980 pts
50 m :	28.00 (28.00)	100 m :	58.37 (30.37)	[58.37]			
6.	BOURLET Thomas	2008	FRA	GIRONDINS BORDEAUX	---	58.47	977 pts
50 m :	28.21 (28.21)	100 m :	58.47 (30.26)	[58.47]			
7.	PATRON Lucas	2008	FRA	NEPTUNE CLUB LORRAIN	---	59.20	954 pts
50 m :	28.21 (28.21)	100 m :	59.20 (30.99)	[59.20]			
---	GUILLEMOT Arthur	2008	FRA	CN AUCH		DSQ	

Finale B : 100 Nage Libre Messieurs - (Jeunes 1 & 2 : 12 - 13 ans)

[J2 : Di 19/12/2021 - R4]

1.	GORLIER Noah	2008	FRA	AC VILLEPINTE	---	59.22	954 pts
50 m :	28.69 (28.69)	100 m :	59.22 (30.53)	[59.22]			
2.	BOISTOL Wilfrid	2008	FRA	FRANCOIS NATATION CLUB	---	59.56	943 pts
50 m :	28.83 (28.83)	100 m :	59.56 (30.73)	[59.56]			
3.	DE VERA Max	2008	FRA	AC CHERBOURG EN COTENTIN	---	59.74	938 pts
50 m :	28.73 (28.73)	100 m :	59.74 (31.01)	[59.74]			
4.	TOMAS Léo	2008	FRA	SN VERSAILLES	---	59.77	937 pts
50 m :	28.77 (28.77)	100 m :	59.77 (31.00)	[59.77]			
5.	PETITFRÈRE Théo	2008	FRA	RACING CLUB ARRAS	---	59.78	936 pts
50 m :	28.60 (28.60)	100 m :	59.78 (31.18)	[59.78]			
6.	PAYET Antoine	2008	FRA	SUD SAUVAGE NATATION SAINT PHI	---	59.88	933 pts
50 m :	29.19 (29.19)	100 m :	59.88 (30.69)	[59.88]			
7.	BOUVIER Alexandre	2008	FRA	CN CANNES	---	59.98	930 pts
50 m :	29.25 (29.25)	100 m :	59.98 (30.73)	[59.98]			
8.	LEPLANOIS Noah	2008	FRA	C PAUL-BERT RENNES	---	1:00.00	929 pts
50 m :	28.94 (28.94)	100 m :	1:00.00 (31.06)	[1:00.00]			

Séries : 100 Nage Libre Messieurs - (Jeunes 3 : 14 ans)

[J2 : Di 19/12/2021 - R3]

QFA	1.	DUTRIAUX Néo	2007	FRA	OLYMPIC NICE NATATION	---	53.50	1138 pts	MPF14
50 m :	25.95 (25.95)	100 m :	53.50 (27.55)	[53.50]					
QFA	2.	FADDA SAUVAGEOT Roméo-César	2007	FRA	CN CHALON-SUR-SAONE	---	54.55	1103 pts	
50 m :	25.95 (25.95)	100 m :	54.55 (28.60)	[54.55]					

Résultats

(Suite) Séries : 100 Nage Libre Messieurs - (Jeunes 3 : 14 ans)

[J2 : Di 19/12/2021 - R3]

QFA	3.	LEBRETON Auguste	2007	FRA	SPN POITIERS	---	55.63	1068 pts
	50 m :	26.47 (26.47)	100 m :	55.63 (29.16)	[55.63]			
QFA	4.	BAUDOUIN Odilon	2007	FRA	JN COMPIÈGNE	---	55.70	1065 pts
	50 m :	26.67 (26.67)	100 m :	55.70 (29.03)	[55.70]			
QFA	5.	TAILLADE Clément	2007	FRA	NEPTUNE CLUB DE FRANCE	---	55.80	1062 pts
	50 m :	26.72 (26.72)	100 m :	55.80 (29.08)	[55.80]			
QFA	6.	FORLER Nathan	2007	FRA	NATATION HOCHFELDEN	---	55.84	1061 pts
	50 m :	26.69 (26.69)	100 m :	55.84 (29.15)	[55.84]			
QFA	7.	SEVIN Ewan	2007	FRA	STADE OLYMPIQUE CHAMBÉRY	---	56.01	1055 pts
	50 m :	27.01 (27.01)	100 m :	56.01 (29.00)	[56.01]			
QFA	8.	MOUSSA Adam-Samy	2007	FRA	CNO ST-GERMAIN-EN-LAYE	---	56.03	1055 pts
	50 m :	27.10 (27.10)	100 m :	56.03 (28.93)	[56.03]			
QFB	9.	POTTIER Estin	2007	FRA	CN LE MANS	---	56.13	1051 pts
	50 m :	26.74 (26.74)	100 m :	56.13 (29.39)	[56.13]			
QFB	10.	AUDOUY Guillaume	2007	FRA	USB LONGWY NATATION	---	56.18	1050 pts
	50 m :	26.89 (26.89)	100 m :	56.18 (29.29)	[56.18]			
QFB	11.	AUCLAIR Ilian	2007	FRA	ASM CHAMALIERES NATATION	---	56.23	1048 pts
	50 m :	26.91 (26.91)	100 m :	56.23 (29.32)	[56.23]			
QFB	12.	LANCIEN Fabian	2007	FRA	ALENÇON NC	---	56.43	1042 pts
	50 m :	26.87 (26.87)	100 m :	56.43 (29.56)	[56.43]			
QFB	13.	DELPECH Alexis	2007	FRA	AC HYÈRES	---	56.91	1026 pts
	50 m :	27.19 (27.19)	100 m :	56.91 (29.72)	[56.91]			
QFB	14.	MEUBRY Simon	2007	FRA	CN BREST	---	57.02	1023 pts
	50 m :	26.76 (26.76)	100 m :	57.02 (30.26)	[57.02]			
QFB	15.	BRAIZE Stann	2007	FRA	ES MASSY NATATION	---	57.16	1018 pts
	50 m :	27.14 (27.14)	100 m :	57.16 (30.02)	[57.16]			
QFB	16.	LOVIN Sébastien	2007	FRA	OLYMPIC NICE NATATION	---	57.21	1017 pts
	50 m :	27.24 (27.24)	100 m :	57.21 (29.97)	[57.21]			
	17.	DUVAUCHELLE Hugo	2007	FRA	AMIENS METROPOLE NAT.	---	57.24	1016 pts
	50 m :	27.28 (27.28)	100 m :	57.24 (29.96)	[57.24]			
	18.	HASAPIS Stellio	2007	FRA	ERSTEIN AQUATIC CLUB	---	57.33	1013 pts
	50 m :	27.40 (27.40)	100 m :	57.33 (29.93)	[57.33]			
	19.	DENNY-HALLER Noah	2007	FRA	ERSTEIN AQUATIC CLUB	---	57.35	1012 pts
	50 m :	27.25 (27.25)	100 m :	57.35 (30.10)	[57.35]			
	20.	GUEMBEL Flavio	2007	GER	ASPTT TOULOUSE	---	57.42	1010 pts
	50 m :	27.81 (27.81)	100 m :	57.42 (29.61)	[57.42]			
Br	21.	PELAGATTI Marc-Aurel	2007	FRA	C.N DU FLORIVAL	---	57.48	1008 pts
	50 m :	27.84 (27.84)	100 m :	57.48 (29.64)	[57.48]			
Br	21.	TORRE Joseph	2007	ITA	AS MONACO NATATION	---	57.48	1008 pts
	50 m :	27.95 (27.95)	100 m :	57.48 (29.53)	[57.48]			
	23.	SIDELSKI Pacôme	2007	FRA	A ASEC NATATION SAINT-PAUL REU	---	57.67	1002 pts
	50 m :	27.34 (27.34)	100 m :	57.67 (30.33)	[57.67]			
	24.	TATE John	2007	USA	CNO ST-GERMAIN-EN-LAYE	---	57.69	1001 pts
	50 m :	27.07 (27.07)	100 m :	57.69 (30.62)	[57.69]			
	25.	TAHIR-ERRE Ilian	2007	FRA	CANET 66 NATATION	---	57.71	1001 pts
	50 m :	27.79 (27.79)	100 m :	57.71 (29.92)	[57.71]			
	26.	BOCAERT Hugo	2007	FRA	BERCK NATATION	---	57.76	999 pts
	50 m :	28.25 (28.25)	100 m :	57.76 (29.51)	[57.76]			
	27.	RENARD BERTRAND Artür	2007	FRA	EN TOURS	---	57.82	997 pts
	50 m :	27.39 (27.39)	100 m :	57.82 (30.43)	[57.82]			
	28.	MALERBAUD LEYRIS Esteban	2007	FRA	OLYMPIC NICE NATATION	---	57.87	996 pts
	50 m :	27.75 (27.75)	100 m :	57.87 (30.12)	[57.87]			
	29.	SBRAGGIA Lisandru	2007	FRA	CANET 66 NATATION	---	58.02	991 pts
	50 m :	28.38 (28.38)	100 m :	58.02 (29.64)	[58.02]			
	30.	MESROR Yannis	2007	FRA	DAUPHINS TOULOUSE OEC	---	58.05	990 pts
	50 m :	27.83 (27.83)	100 m :	58.05 (30.22)	[58.05]			
	31.	CHEVET Paul	2007	FRA	CN LE MANS	---	58.06	990 pts
	50 m :	27.92 (27.92)	100 m :	58.06 (30.14)	[58.06]			
	32.	STRAZZABOSCO Quentin	2007	FRA	CN ANTIBES	---	58.27	983 pts
	50 m :	27.64 (27.64)	100 m :	58.27 (30.63)	[58.27]			
	33.	AMADI Gaël	2007	FRA	AS VILLENEUVE-LÈS-AVIGNON	---	58.46	977 pts
	50 m :	28.08 (28.08)	100 m :	58.46 (30.38)	[58.46]			

Résultats

(Suite) Séries : 100 Nage Libre Messieurs - (Jeunes 3 : 14 ans)

[J2 : Di 19/12/2021 - R3]

34.	COUDRON Maxime	2007	FRA	CN POSSESSION	---	58.47	977 pts
50 m :	27.28 (27.28)	100 m :	58.47 (31.19)	[58.47]			
35.	TRABELSI Nour	2007	FRA	CNO ST-GERMAIN-EN-LAYE	---	58.60	973 pts
50 m :	28.22 (28.22)	100 m :	58.60 (30.38)	[58.60]			
36.	D'AGOSTINO Loris	2007	FRA	CN MARSEILLE	---	58.64	972 pts
50 m :	28.48 (28.48)	100 m :	58.64 (30.16)	[58.64]			
37.	DELEBASSEE Julien	2007	FRA	AMBERIEU NAT BUGEY COTIERE	---	58.69	970 pts
50 m :	27.36 (27.36)	100 m :	58.69 (31.33)	[58.69]			
38.	TSIA-KING-FUNG Raphael	2007	FRA	ST-DENIS RÉUNION	---	58.74	968 pts
50 m :	28.57 (28.57)	100 m :	58.74 (30.17)	[58.74]			
39.	LOPEZ Thibaut	2007	FRA	ALLIANCE DIJON NATATION	---	58.76	968 pts
50 m :	28.61 (28.61)	100 m :	58.76 (30.15)	[58.76]			
40.	GALODE Ilhan	2007	FRA	CN FOGÈRES	---	58.87	964 pts
50 m :	27.78 (27.78)	100 m :	58.87 (31.09)	[58.87]			
41.	KINTZ Matthieu	2007	FRA	CNP DE SAINT-LO	---	58.88	964 pts
50 m :	27.82 (27.82)	100 m :	58.88 (31.06)	[58.88]			
42.	SCHNEIDER Hector	2007	FRA	DAUPHINS OBERNAI	---	58.91	963 pts
50 m :	27.97 (27.97)	100 m :	58.91 (30.94)	[58.91]			
43.	CLEMENT Bastien	2007	FRA	S.M MONTROUGE	---	59.02	960 pts
50 m :	28.19 (28.19)	100 m :	59.02 (30.83)	[59.02]			
Br 44.	GAMBIN Teo	2007	FRA	CN LE PLESSIS-ROBINSON	---	59.05	959 pts
50 m :	28.25 (28.25)	100 m :	59.05 (30.80)	[59.05]			
Br 44.	HAMARD Johan	2007	FRA	MARSOUINS HÉROUVILLE	---	59.05	959 pts
50 m :	28.59 (28.59)	100 m :	59.05 (30.46)	[59.05]			
46.	SCHERER Maxime	2007	FRA	AMIENS METROPOLE NAT.	---	59.19	955 pts
50 m :	27.69 (27.69)	100 m :	59.19 (31.50)	[59.19]			
47.	RAYNAUD Jules	2007	FRA	AVENIR MURET NATATION	---	59.25	953 pts
50 m :	29.25 (29.25)	100 m :	59.25 (30.00)	[59.25]			
48.	METAYER Karl	2007	FRA	STADE ST-LAURENT-DU-VAR NAT	---	59.29	951 pts
50 m :	27.68 (27.68)	100 m :	59.29 (31.61)	[59.29]			
49.	HILTBRAND Léo	2007	FRA	CN CHALON-SUR-SAONE	---	59.34	950 pts
50 m :	28.46 (28.46)	100 m :	59.34 (30.88)	[59.34]			
50.	TRÉBOSC Samy	2007	FRA	ES MASSY NATATION	---	59.47	946 pts
50 m :	28.83 (28.83)	100 m :	59.47 (30.64)	[59.47]			
51.	RIGUIDEL Erwan	2007	FRA	CERGY PONTOISE NATATION	---	59.54	944 pts
50 m :	28.48 (28.48)	100 m :	59.54 (31.06)	[59.54]			
52.	MERCADIEL Nathan	2007	FRA	US JEUNESSE MITRY-MORY	---	59.59	942 pts
50 m :	27.67 (27.67)	100 m :	59.59 (31.92)	[59.59]			
Br 53.	CAZAL Raphael	2007	FRA	ST-DENIS RÉUNION	---	59.65	940 pts
50 m :	28.04 (28.04)	100 m :	59.65 (31.61)	[59.65]			
Br 53.	LECOQUIERRE Yann	2007	FRA	DAUPHINS ROMANAIS PÉAGEOIS	---	59.65	940 pts
50 m :	28.85 (28.85)	100 m :	59.65 (30.80)	[59.65]			
55.	ECK Rafael	2007	FRA	CNS VALLAURIS	---	59.83	935 pts
50 m :	28.19 (28.19)	100 m :	59.83 (31.64)	[59.83]			
56.	DUYCK Mathieu	2007	FRA	CSN GUYANCOURT	---	59.88	933 pts
50 m :	28.52 (28.52)	100 m :	59.88 (31.36)	[59.88]			
57.	TRAN Adrien	2007	FRA	CERGY PONTOISE NATATION	---	59.96	931 pts
50 m :	28.75 (28.75)	100 m :	59.96 (31.21)	[59.96]			
58.	CANTALIA Kenny	2007	FRA	AQUATIC CLUB DE L'EST REUNION	---	1:00.64	910 pts
50 m :	27.82 (27.82)	100 m :	1:00.64 (32.82)	[1:00.64]			
59.	CHALU-COYO Lilian	2007	FRA	CN LE PLESSIS-ROBINSON	---	1:01.43	887 pts
50 m :	28.61 (28.61)	100 m :	1:01.43 (32.82)	[1:01.43]			
60.	WEBER Raphaël	2007	FRA	CN LUNEL	---	1:01.83	875 pts
50 m :	28.70 (28.70)	100 m :	1:01.83 (33.13)	[1:01.83]			
61.	DAUDIES Clement	2007	FRA	CANET 66 NATATION	---	1:02.14	866 pts
50 m :	29.20 (29.20)	100 m :	1:02.14 (32.94)	[1:02.14]			

Séries : 100 Nage Libre Messieurs - (Jeunes 1 & 2 : 12 - 13 ans)

[J2 : Di 19/12/2021 - R3]

QFA 1.	GHOUDANE Elias	2008	FRA	STADE BÉTHUNE PÉLICAN CLUB	---	57.26	1015 pts
50 m :	27.44 (27.44)	100 m :	57.26 (29.82)	[57.26]			

Résultats

(Suite) Séries : 100 Nage Libre Messieurs - (Jeunes 1 & 2 : 12 - 13 ans)

[J2 : Di 19/12/2021 - R3]

QFA	2.	OOPA Teherearii	2008	FRA	I MUA NATATION	---	57.86	996 pts
	50 m :	27.95 (27.95)	100 m :	57.86 (29.91)	[57.86]			
QFA	3.	GUILLEMOT Arthur	2008	FRA	CN AUCH	---	58.10	988 pts
	50 m :	27.80 (27.80)	100 m :	58.10 (30.30)	[58.10]			
QFA	4.	SENCE Axel	2008	FRA	LILLE MÉTROPOLE NATATION	---	58.25	984 pts
	50 m :	28.47 (28.47)	100 m :	58.25 (29.78)	[58.25]			
QFA	5.	BARTHELEMY Jules	2008	FRA	ES THAON	---	58.38	980 pts
	50 m :	27.74 (27.74)	100 m :	58.38 (30.64)	[58.38]			
QFA	6.	FERRERE Alexandre	2008	FRA	CERCLE NAGEURS ST-JOSEPH	---	58.48	977 pts
	50 m :	27.87 (27.87)	100 m :	58.48 (30.61)	[58.48]			
QFA	7.	BOURLET Thomas	2008	FRA	GIRONDINS BORDEAUX	---	58.72	969 pts
	50 m :	28.50 (28.50)	100 m :	58.72 (30.22)	[58.72]			
QFA	8.	PATRON Lucas	2008	FRA	NEPTUNE CLUB LORRAIN	---	58.78	967 pts
	50 m :	28.12 (28.12)	100 m :	58.78 (30.66)	[58.78]			
QFB	9.	CRASSARD Gabriel	2008	FRA	AS MONACO NATATION	---	58.85	965 pts
	50 m :	27.81 (27.81)	100 m :	58.85 (31.04)	[58.85]			
QFB	10.	PETITFRÈRE Théo	2008	FRA	RACING CLUB ARRAS	---	59.04	959 pts
	50 m :	28.58 (28.58)	100 m :	59.04 (30.46)	[59.04]			
QFB	11.	BOISTOL Wilfrid	2008	FRA	FRANCOIS NATATION CLUB	---	59.15	956 pts
	50 m :	28.11 (28.11)	100 m :	59.15 (31.04)	[59.15]			
QFB	12.	DE VERA Max	2008	FRA	AC CHERBOURG EN COTENTIN	---	59.68	939 pts
	50 m :	29.05 (29.05)	100 m :	59.68 (30.63)	[59.68]			
QFB	13.	LEPLANOIS Noah	2008	FRA	C PAUL-BERT RENNES	---	59.72	938 pts
	50 m :	28.38 (28.38)	100 m :	59.72 (31.34)	[59.72]			
QFB	14.	PAYET Antoine	2008	FRA	SUD SAUVAGE NATATION SAINT PHI	---	59.98	930 pts
	50 m :	28.75 (28.75)	100 m :	59.98 (31.23)	[59.98]			
QFB	15.	GORLIER Noah	2008	FRA	AC VILLEPINTE	---	1:00.02	929 pts
	50 m :	28.97 (28.97)	100 m :	1:00.02 (31.05)	[1:00.02]			
Bfb	16.	BOUVIER Alexandre	2008	FRA	CN CANNES	---	1:00.03	929 pts
	50 m :	29.11 (29.11)	100 m :	1:00.03 (30.92)	[1:00.03]			
Bfb	16.	TOMAS Léo	2008	FRA	SN VERSAILLES	---	1:00.03	929 pts
	50 m :	28.45 (28.45)	100 m :	1:00.03 (31.58)	[1:00.03]			
	18.	BERLENGUER Jules	2008	FRA	AMIENS METROPOLE NAT.	---	1:00.07	928 pts
	50 m :	29.08 (29.08)	100 m :	1:00.07 (30.99)	[1:00.07]			
	19.	MARIANI Pierre-Orso	2008	FRA	CNO ST-GERMAIN-EN-LAYE	---	1:00.08	927 pts
	50 m :	28.96 (28.96)	100 m :	1:00.08 (31.12)	[1:00.08]			
	20.	JAEGY Julien	2009	FRA	DAUPHINS DE ST-LOUIS	---	1:00.09	927 pts
	50 m :	29.06 (29.06)	100 m :	1:00.09 (31.03)	[1:00.09]			
	21.	DEFOIS-PERNOT Oscar	2008	FRA	CN CHALON-SUR-SAONE	---	1:00.30	921 pts
	50 m :	28.83 (28.83)	100 m :	1:00.30 (31.47)	[1:00.30]			
	22.	MIRONNEAU Paul	2008	FRA	CLUB DES NAGEURS DE PARIS	---	1:00.37	918 pts
	50 m :	28.50 (28.50)	100 m :	1:00.37 (31.87)	[1:00.37]			
	23.	GRABKOWIAK Luka	2008	FRA	CANARDS LA ROCHELLE	---	1:00.38	918 pts
	50 m :	28.47 (28.47)	100 m :	1:00.38 (31.91)	[1:00.38]			
	24.	ARRAUDEAU Martin	2008	FRA	ANCENIS COURSE NATATION	---	1:00.40	918 pts
	50 m :	29.18 (29.18)	100 m :	1:00.40 (31.22)	[1:00.40]			
	25.	CASSARO Alessio-Mattéo	2008	FRA	CN SARREGUEMINES	---	1:00.54	913 pts
	50 m :	29.11 (29.11)	100 m :	1:00.54 (31.43)	[1:00.54]			
	26.	MARTEL Axel	2009	FRA	LILLE MÉTROPOLE NATATION	---	1:00.57	912 pts
	50 m :	28.69 (28.69)	100 m :	1:00.57 (31.88)	[1:00.57]			
	27.	FROMENT Owen	2008	FRA	JEANNE D'ARC DRANCY	---	1:00.61	911 pts
	50 m :	29.07 (29.07)	100 m :	1:00.61 (31.54)	[1:00.61]			
	28.	THIRIOT Anthony	2008	FRA	ST-DENIS RÉUNION	---	1:00.64	910 pts
	50 m :	27.80 (27.80)	100 m :	1:00.64 (32.84)	[1:00.64]			
	29.	MULLER Romain	2008	FRA	PAYS D'AIX NATATION	---	1:00.78	906 pts
	50 m :	29.48 (29.48)	100 m :	1:00.78 (31.30)	[1:00.78]			
	30.	ROUAN Quentin	2008	FRA	GRENOBLE ALP'38	---	1:00.79	906 pts
	50 m :	29.34 (29.34)	100 m :	1:00.79 (31.45)	[1:00.79]			
	31.	CRISTOFINI Sauveur	2009	FRA	PAYS D'AIX NATATION	---	1:00.83	905 pts
	50 m :	29.11 (29.11)	100 m :	1:00.83 (31.72)	[1:00.83]			
	32.	FLINT James	2008	FRA	EP MANOSQUE	---	1:00.95	901 pts
	50 m :	29.45 (29.45)	100 m :	1:00.95 (31.50)	[1:00.95]			



(Suite) Séries : 100 Nage Libre Messieurs - (Jeunes 1 & 2 : 12 - 13 ans)

[J2 : Di 19/12/2021 - R3]

33.	LEVERT Baptiste	2008	FRA	AS VILLENEUVE-LÈS-AVIGNON	---	1:01.05	898 pts
50 m :	29.18 (29.18)	100 m :	1:01.05 (31.87)	[1:01.05]			
34.	POIRAT Sacha	2008	FRA	CN LA CIOTAT	---	1:01.09	897 pts
50 m :	28.99 (28.99)	100 m :	1:01.09 (32.10)	[1:01.09]			
35.	MAJCHER Marius	2008	FRA	CN LE PLESSIS-ROBINSON	---	1:01.12	896 pts
50 m :	29.24 (29.24)	100 m :	1:01.12 (31.88)	[1:01.12]			
36.	LE BOURVELLEC Hugo	2008	FRA	A ASEC NATATION SAINT-PAUL REU	---	1:01.16	895 pts
50 m :	28.27 (28.27)	100 m :	1:01.16 (32.89)	[1:01.16]			
37.	RABRUAU Baptiste	2008	FRA	LA ROCHE-SUR-YON NATATION	---	1:01.35	889 pts
50 m :	28.69 (28.69)	100 m :	1:01.35 (32.66)	[1:01.35]			
38.	CHAUVET Mathis	2008	FRA	AC HYÈRES	---	1:01.42	887 pts
50 m :	28.89 (28.89)	100 m :	1:01.42 (32.53)	[1:01.42]			
39.	ROUX Maël	2008	FRA	ALLIANCE NATATION BESANCON	---	1:01.51	884 pts
50 m :	28.79 (28.79)	100 m :	1:01.51 (32.72)	[1:01.51]			
40.	TÊTU DUBREUIL Samuel	2008	FRA	ES MASSY NATATION	---	1:01.71	878 pts
50 m :	29.06 (29.06)	100 m :	1:01.71 (32.65)	[1:01.71]			
Br 41.	EVEN Yael	2008	FRA	COUMAROU CLUB MARONI	---	1:01.77	877 pts
50 m :	28.28 (28.28)	100 m :	1:01.77 (33.49)	[1:01.77]			
Br 41.	FELICITE Alexis	2008	FRA	CERCLE NAGEURS ST-JOSEPH	---	1:01.77	877 pts
50 m :	29.52 (29.52)	100 m :	1:01.77 (32.25)	[1:01.77]			
43.	COUTAREL Jean-Claude	2009	FRA	CERCLE AQUATIQUE PISCENOIS	---	1:01.83	875 pts
50 m :	29.04 (29.04)	100 m :	1:01.83 (32.79)	[1:01.83]			
44.	GAMEIRO DOS SANTOS Tiago	2008	POR	AQUACLUB LE PECQ MARLY	---	1:01.95	871 pts
50 m :	29.37 (29.37)	100 m :	1:01.95 (32.58)	[1:01.95]			
45.	GRAVIER Victor	2009	FRA	ASM CHAMALIERES NATATION	---	1:01.96	871 pts
50 m :	29.71 (29.71)	100 m :	1:01.96 (32.25)	[1:01.96]			
46.	GRUNDHEBER Maxence	2008	FRA	SC THIONVILLE	---	1:01.97	871 pts
50 m :	29.06 (29.06)	100 m :	1:01.97 (32.91)	[1:01.97]			
47.	VILLESANGE Maxime	2008	FRA	SN MONTGERON	---	1:02.04	869 pts
50 m :	29.91 (29.91)	100 m :	1:02.04 (32.13)	[1:02.04]			
48.	FAHRNER Sasha	2009	FRA	CO VERNOUILLET	---	1:02.33	860 pts
50 m :	29.02 (29.02)	100 m :	1:02.33 (33.31)	[1:02.33]			
49.	DE VIVIE Yoann	2009	FRA	DAUPHINS TOULOUSE OEC	---	1:02.43	857 pts
50 m :	30.18 (30.18)	100 m :	1:02.43 (32.25)	[1:02.43]			
50.	KLIOUTCHKO Yael	2009	FRA	ALLIANCE DIJON NATATION	---	1:02.46	856 pts
50 m :	29.04 (29.04)	100 m :	1:02.46 (33.42)	[1:02.46]			
51.	BANTI Lorenzo	2008	MON	AS MONACO NATATION	---	1:02.61	852 pts
50 m :	28.98 (28.98)	100 m :	1:02.61 (33.63)	[1:02.61]			
Br 52.	BEJZYK Maxence	2008	FRA	AS CACHALOTS SIX-FOURS	---	1:02.63	851 pts
50 m :	29.09 (29.09)	100 m :	1:02.63 (33.54)	[1:02.63]			
Br 52.	MOUTARDIER Louis	2009	FRA	CN CAMBRAI	---	1:02.63	851 pts
50 m :	30.41 (30.41)	100 m :	1:02.63 (32.22)	[1:02.63]			
Br 52.	RODRIGUEZ Noah	2008	FRA	DAUPHINS TOULOUSE OEC	---	1:02.63	851 pts
50 m :	30.56 (30.56)	100 m :	1:02.63 (32.07)	[1:02.63]			
55.	DRYEPOND Simon	2009	FRA	GRAVELINES NATATION	---	1:02.70	849 pts
50 m :	28.92 (28.92)	100 m :	1:02.70 (33.78)	[1:02.70]			
56.	BLOND Baptiste	2008	FRA	CN EPINAL	---	1:02.77	847 pts
50 m :	29.42 (29.42)	100 m :	1:02.77 (33.35)	[1:02.77]			
57.	TRAN Augustin	2009	FRA	US VILLEJUIF NATATION	---	1:02.89	844 pts
50 m :	30.18 (30.18)	100 m :	1:02.89 (32.71)	[1:02.89]			
58.	CLÉMENT Constant	2009	FRA	ANDELLE NATATION	---	1:02.98	841 pts
50 m :	29.94 (29.94)	100 m :	1:02.98 (33.04)	[1:02.98]			
59.	LEVY Dan	2009	FRA	PAYS D'AIX NATATION	---	1:03.07	838 pts
50 m :	29.98 (29.98)	100 m :	1:03.07 (33.09)	[1:03.07]			
Br 60.	BARKA Selmen	2008	FRA	CLUB DES NAGEURS DE PARIS	---	1:03.30	832 pts
50 m :	29.94 (29.94)	100 m :	1:03.30 (33.36)	[1:03.30]			
Br 60.	PELLE Luca-Alexandru	2009	BEL	DENAIN NAT. PORTE DU HAINAUT	---	1:03.30	832 pts
50 m :	30.19 (30.19)	100 m :	1:03.30 (33.11)	[1:03.30]			
62.	LE BRUN Mahé	2009	FRA	AMSL FRÉJUS	---	1:03.45	828 pts
50 m :	30.49 (30.49)	100 m :	1:03.45 (32.96)	[1:03.45]			
63.	BEKAERT Mathys	2009	FRA	DUNKERQUE NATATION	---	1:03.49	826 pts
50 m :	30.84 (30.84)	100 m :	1:03.49 (32.65)	[1:03.49]			

(Suite) Séries : 100 Nage Libre Messieurs - (Jeunes 1 & 2 : 12 - 13 ans)

[J2 : Di 19/12/2021 - R3]

64.	RICCIO Mathias	2009	FRA	MULHOUSE ON	---	1:03.50	826 pts
50 m :	29.99 (29.99)	100 m :	1:03.50 (33.51)	[1:03.50]			
65.	NKALA LIASHCHYNSKI Vadim	2009	FRA	CLUB DES NAGEURS DE PARIS	---	1:03.76	819 pts
50 m :	30.52 (30.52)	100 m :	1:03.76 (33.24)	[1:03.76]			
66.	DEGRIECK Elyot	2008	FRA	BEAUVAISIS AQUATIC CLUB	---	1:03.77	818 pts
50 m :	30.22 (30.22)	100 m :	1:03.77 (33.55)	[1:03.77]			
67.	ROSALIE Gabriel	2009	FRA	FRANCOIS NATATION CLUB	---	1:03.84	816 pts
50 m :	30.54 (30.54)	100 m :	1:03.84 (33.30)	[1:03.84]			
68.	BOUHADIBA Anes	2009	ALG	DUNKERQUE NATATION	---	1:03.88	815 pts
50 m :	30.27 (30.27)	100 m :	1:03.88 (33.61)	[1:03.88]			
69.	FERDJOUNI Camil	2009	FRA	ASM CHAMALIERES NATATION	---	1:03.94	813 pts
50 m :	30.55 (30.55)	100 m :	1:03.94 (33.39)	[1:03.94]			
70.	BIDA Mohamed Anis	2009	TUN	OLYMPIQUE LA GARENNE-COLOMBES	---	1:04.00	812 pts
50 m :	30.99 (30.99)	100 m :	1:04.00 (33.01)	[1:04.00]			
71.	ABDERRAZAK Dhiyaeddine	2009	FRA	JN COMPIÈGNE	---	1:04.39	801 pts
50 m :	31.08 (31.08)	100 m :	1:04.39 (33.31)	[1:04.39]			
72.	COMBETTES Jules	2009	FRA	RACING CLUB DE FRANCE	---	1:04.52	797 pts
50 m :	31.03 (31.03)	100 m :	1:04.52 (33.49)	[1:04.52]			
73.	GUNTZBERGER Matthias	2009	FRA	SN VERSAILLES	---	1:04.59	795 pts
50 m :	30.85 (30.85)	100 m :	1:04.59 (33.74)	[1:04.59]			
74.	PERON Elyot	2009	FRA	AMBERIEU NAT BUGEY COTIERE	---	1:04.66	793 pts
50 m :	30.44 (30.44)	100 m :	1:04.66 (34.22)	[1:04.66]			
75.	ISSA Marwan	2009	FRA	ST-DENIS RÉUNION	---	1:04.73	791 pts
50 m :	30.25 (30.25)	100 m :	1:04.73 (34.48)	[1:04.73]			
76.	THOMAS Alexis	2008	FRA	CLAMART NATATION 92	---	1:04.88	787 pts
50 m :	30.80 (30.80)	100 m :	1:04.88 (34.08)	[1:04.88]			
77.	MAILLOT Valentin	2009	FRA	LES DAUPHINS ST-LOUIS	---	1:05.06	782 pts
50 m :	30.15 (30.15)	100 m :	1:05.06 (34.91)	[1:05.06]			
78.	DEMEULENAERE Célian	2009	FRA	ANGLET OLYMPIQUE	---	1:05.21	778 pts
50 m :	30.45 (30.45)	100 m :	1:05.21 (34.76)	[1:05.21]			
79.	ALFONSI Lisandru	2009	FRA	G.F.C AJACCIO	---	1:05.39	773 pts
50 m :	30.97 (30.97)	100 m :	1:05.39 (34.42)	[1:05.39]			
80.	GOUIN Charles	2009	FRA	CN LE PLESSIS-ROBINSON	---	1:06.52	742 pts
50 m :	30.74 (30.74)	100 m :	1:06.52 (35.78)	[1:06.52]			
81.	BOBE Aaron	2009	FRA	CANET 66 NATATION	---	1:06.68	737 pts
50 m :	31.14 (31.14)	100 m :	1:06.68 (35.54)	[1:06.68]			
82.	CORNU Dorian	2009	FRA	CN ANTIBES	---	1:06.93	730 pts
50 m :	31.97 (31.97)	100 m :	1:06.93 (34.96)	[1:06.93]			
83.	BREDOUX Aaron	2009	FRA	ST-NAZAIRE ATLANTIQUE NATATION	---	1:07.35	719 pts
50 m :	32.11 (32.11)	100 m :	1:07.35 (35.24)	[1:07.35]			
84.	WADOWSKI-NOGUES Ethan	2009	FRA	VAL D'ESSONNE MENNECY AQUA CLU	---	1:08.05	701 pts
50 m :	31.93 (31.93)	100 m :	1:08.05 (36.12)	[1:08.05]			
85.	FOURNIER Alexis	2009	FRA	CN LUNEL	---	1:08.63	685 pts
50 m :	32.29 (32.29)	100 m :	1:08.63 (36.34)	[1:08.63]			
---	REGA-PEZARD Byron	2008	FRA	OLYMPIC NICE NATATION		DSQ	
---	PETIT Antoine	2008	FRA	AS MONACO NATATION		DNS dec	

Résultats

[Cotation FFN]

Records du 400 4 Nages Dames

Meilleures Performances Françaises 14 ans: **4:57.86** BONNET Céline (1976) FRA 21/12/1990 BORDEAUX
 Meilleures Performances Françaises 13 ans: **5:04.13** CARLOS-BROC Zoé (2006) FRA 20/12/2019 SARCELLES
 Meilleures Performances Françaises 12 ans: **5:19.80** RAVIER Leana (2009) FRA 19/12/2021 RENNES
 Meilleures Performances Françaises 11 ans: **5:34.29** RAVIER Leana (2009) FRA 19/12/2020 MULHOUSE (FRA)

CUMUL : 400 4 Nages Dames - (Jeunes 3 : 13 ans)

[J2 : Di 19/12/2021 - R4]

1.	TINKER Tess	2008	GBR	ANNEMASSE NATATION	10:42.53
2.	SANDOVAL Noémie	2008	FRA	CN CÉVENNES ALÈS	10:42.78
3.	NENIN CARRASCO Kelly	2008	FRA	CN ANTIBES	10:48.28
4.	MALINGE Jade	2008	FRA	ANGERS NATATION	11:02.98
5.	DEBLOCK Lola	2008	FRA	MONTPELLIER METROPOLE NATATION	11:04.71
6.	HOCQUETTE Lily-Jeanne	2008	FRA	ST-DENIS RÉUNION	11:06.19
7.	PARENTEAU Maëlys	2008	FRA	DAUPHINS TOULOUSE OEC	11:06.53
8.	MANALLAH Ilyana	2008	FRA	GRENOBLE ALP'38	11:08.17
9.	MORETTI Angie	2008	FRA	OLYMPIC NICE NATATION	11:09.42
10.	TANGUY Yuna	2008	FRA	CN COUTANCES	11:09.62
11.	POBEL-CRAPPE Laura	2008	FRA	CSN GUYANCOURT	11:17.38
12.	SANGARIA Sarah	2008	FRA	AQUATIC CLUB BOURGES	11:19.28
13.	BOUBET Alycia	2008	FRA	ANNEMASSE NATATION	11:19.98
14.	ARMATOL Garance	2008	FRA	MONTÉLIMAR NAUTIC CLUB	11:21.75
15.	PRIOLET Emma	2008	FRA	CN VIRY-CHÂTILLON	11:22.29

Finale A : 400 4 Nages Dames - (Jeunes 3 : 13 ans)

[J2 : Di 19/12/2021 - R4]

1.	TINKER Tess	2008	GBR	ANNEMASSE NATATION	---	5:20.69	1002 pts		
50 m :	31.62 (31.62)	100 m :	1:09.61 (37.99)	[1:09.61]	150 m :	1:50.55 (40.94)	200 m :	2:31.47 (40.92)	[1:21.86]
250 m :	3:17.37 (45.90)	300 m :	4:05.45 (48.08)	[1:33.98]	350 m :	4:44.04 (38.59)	400 m :	5:20.69 (36.65)	[1:15.24]
2.	SANDOVAL Noémie	2008	FRA	CN CÉVENNES ALÈS	---	5:21.23	998 pts		
50 m :	35.79 (35.79)	100 m :	1:16.10 (40.31)	[1:16.10]	150 m :	1:57.57 (41.47)	200 m :	2:38.13 (40.56)	[1:22.03]
250 m :	3:23.08 (44.95)	300 m :	4:09.44 (46.36)	[1:31.31]	350 m :	4:45.64 (36.20)	400 m :	5:21.23 (35.59)	[1:11.79]
3.	NENIN CARRASCO Kelly	2008	FRA	CN ANTIBES	---	5:23.86	981 pts		
50 m :	32.56 (32.56)	100 m :	1:11.36 (38.80)	[1:11.36]	150 m :	1:54.55 (43.19)	200 m :	2:35.36 (40.81)	[1:24.00]
250 m :	3:22.67 (47.31)	300 m :	4:09.92 (47.25)	[1:34.56]	350 m :	4:48.10 (38.18)	400 m :	5:23.86 (35.76)	[1:13.94]
4.	MALINGE Jade	2008	FRA	ANGERS NATATION	---	5:31.97	928 pts		
50 m :	35.34 (35.34)	100 m :	1:15.42 (40.08)	[1:15.42]	150 m :	1:59.25 (43.83)	200 m :	2:40.88 (41.63)	[1:25.46]
250 m :	3:28.52 (47.64)	300 m :	4:17.60 (49.08)	[1:36.72]	350 m :	4:55.08 (37.48)	400 m :	5:31.97 (36.89)	[1:14.37]
5.	DEBLOCK Lola	2008	FRA	MONTPELLIER METROPOLE NATATION	---	5:33.58	918 pts		
50 m :	33.27 (33.27)	100 m :	1:13.96 (40.69)	[1:13.96]	150 m :	1:58.86 (44.90)	200 m :	2:43.37 (44.51)	[1:29.41]
250 m :	3:30.79 (47.42)	300 m :	4:18.83 (48.04)	[1:35.46]	350 m :	4:57.27 (38.44)	400 m :	5:33.58 (36.31)	[1:14.75]
6.	HOCQUETTE Lily-Jeanne	2008	FRA	ST-DENIS RÉUNION	---	5:33.70	917 pts		
50 m :	34.81 (34.81)	100 m :	1:17.26 (42.45)	[1:17.26]	150 m :	2:02.69 (45.43)	200 m :	2:47.03 (44.34)	[1:29.77]
250 m :	3:33.85 (46.82)	300 m :	4:22.63 (48.78)	[1:35.60]	350 m :	4:58.57 (35.94)	400 m :	5:33.70 (35.13)	[1:11.07]
7.	PARENTEAU Maëlys	2008	FRA	DAUPHINS TOULOUSE OEC	---	5:34.45	913 pts		
50 m :	33.82 (33.82)	100 m :	1:14.50 (40.68)	[1:14.50]	150 m :	2:01.27 (46.77)	200 m :	2:45.87 (44.60)	[1:31.37]
250 m :	3:32.32 (46.45)	300 m :	4:20.03 (47.71)	[1:34.16]	350 m :	4:58.50 (38.47)	400 m :	5:34.45 (35.95)	[1:14.42]
---	BRUNELLIÈRE Colinn-June	2008	FRA	ST-SÉBASTIEN NATATION					DSQ

Finale B : 400 4 Nages Dames - (Jeunes 3 : 13 ans)

[J2 : Di 19/12/2021 - R4]

1.	TANGUY Yuna	2008	FRA	CN COUTANCES	---	5:30.59	937 pts		
50 m :	33.84 (33.84)	100 m :	1:13.00 (39.16)	[1:13.00]	150 m :	1:55.27 (42.27)	200 m :	2:37.00 (41.73)	[1:24.00]
250 m :	3:26.19 (49.19)	300 m :	4:15.20 (49.01)	[1:38.20]	350 m :	4:53.44 (38.24)	400 m :	5:30.59 (37.15)	[1:15.39]
2.	MORETTI Angie	2008	FRA	OLYMPIC NICE NATATION	---	5:33.12	921 pts		
50 m :	33.03 (33.03)	100 m :	1:14.15 (41.12)	[1:14.15]	150 m :	1:56.25 (42.10)	200 m :	2:38.85 (42.60)	[1:24.70]
250 m :	3:28.24 (49.39)	300 m :	4:17.20 (48.96)	[1:38.35]	350 m :	4:56.18 (38.98)	400 m :	5:33.12 (36.94)	[1:15.92]
3.	MANALLAH Ilyana	2008	FRA	GRENOBLE ALP'38	---	5:35.44	906 pts		
50 m :	32.19 (32.19)	100 m :	1:09.31 (37.12)	[1:09.31]	150 m :	1:53.13 (43.82)	200 m :	2:36.09 (42.96)	[1:26.78]
250 m :	3:28.30 (52.21)	300 m :	4:21.32 (53.02)	[1:45.23]	350 m :	4:59.19 (37.87)	400 m :	5:35.44 (36.25)	[1:14.12]
4.	SANGARIA Sarah	2008	FRA	AQUATIC CLUB BOURGES	---	5:36.90	897 pts		
50 m :	35.19 (35.19)	100 m :	1:16.27 (41.08)	[1:16.27]	150 m :	2:02.16 (45.89)	200 m :	2:47.35 (45.19)	[1:31.08]
250 m :	3:34.34 (46.99)	300 m :	4:21.48 (47.14)	[1:34.13]	350 m :	5:00.33 (38.85)	400 m :	5:36.90 (36.57)	[1:15.42]



(Suite) Finale B : 400 4 Nages Dames - (Jeunes 3 : 13 ans)

[J2 : Di 19/12/2021 - R4]

5. POBEL-CRAPPE Laura	2008	FRA	CSN GUYANCOURT	---	5:37.51	894 pts
50 m : 35.48 (35.48)	100 m : 1:16.52 (41.04)	[1:16.52]	150 m : 1:59.50 (42.98)	200 m : 2:41.83 (42.33)	[1:25.31]	
250 m : 3:31.47 (49.64)	300 m : 4:21.48 (50.01)	[1:39.65]	350 m : 5:00.41 (38.93)	400 m : 5:37.51 (37.10)	[1:16.03]	
6. BOUBET Alycia	2008	FRA	ANNEMASSE NATATION	---	5:38.63	887 pts
50 m : 34.80 (34.80)	100 m : 1:17.46 (42.66)	[1:17.46]	150 m : 2:00.65 (43.19)	200 m : 2:42.09 (41.44)	[1:24.63]	
250 m : 3:30.03 (47.94)	300 m : 4:19.17 (49.14)	[1:37.08]	350 m : 4:59.53 (40.36)	400 m : 5:38.63 (39.10)	[1:19.46]	
7. PRIOLET Emma	2008	FRA	CN VIRY-CHÂTILLON	---	5:38.96	885 pts
50 m : 35.90 (35.90)	100 m : 1:18.77 (42.87)	[1:18.77]	150 m : 2:04.26 (45.49)	200 m : 2:49.07 (44.81)	[1:30.30]	
250 m : 3:33.36 (44.29)	300 m : 4:20.62 (47.26)	[1:31.55]	350 m : 5:00.90 (40.28)	400 m : 5:38.96 (38.06)	[1:18.34]	
8. ARMATOL Garance	2008	FRA	MONTÉLIMAR NAUTIC CLUB	---	5:41.27	870 pts
50 m : 33.16 (33.16)	100 m : 1:12.18 (39.02)	[1:12.18]	150 m : 1:59.45 (47.27)	200 m : 2:44.30 (44.85)	[1:32.12]	
250 m : 3:35.10 (50.80)	300 m : 4:25.02 (49.92)	[1:40.72]	350 m : 5:03.97 (38.95)	400 m : 5:41.27 (37.30)	[1:16.25]	

CUMUL : 400 4 Nages Dames - (Jeunes 1 & 2 : 11 - 12 ans)

[J2 : Di 19/12/2021 - R4]

1. RAVIER Leana	2009	FRA	LILLE MÉTROPOLE NATATION		10:41.30	
2. VIDEAU Déotille	2009	FRA	CN POLYNESIE		10:56.82	
3. SAUZEAU Lilou	2009	FRA	SN VERSAILLES		10:57.07	
4. LELONG Lola	2009	FRA	LILLE MÉTROPOLE NATATION		11:01.64	
5. MESMACQUE Rosalie	2010	FRA	DUNKERQUE NATATION		11:17.68	
6. LIMAM Yasmine	2010	FRA	C VIKINGS DE ROUEN		11:22.92	
7. LEFEBVRE Zoé	2009	FRA	LILLE MÉTROPOLE NATATION		11:26.15	
8. VARLOTEAUX Camille	2009	FRA	USM SARAN		11:29.50	
9. BOGGIO Blandine	2009	FRA	CN CHALON-SUR-SAONE		11:33.59	
10. K'BIDI Sarah-Marie-Elodie	2009	FRA	SUD SAUVAGE NATATION SAINT PHI		11:39.20	
11. GIUDICELLI Chiara	2010	FRA	CN CANNES		11:41.88	
12. THOREZ Léna	2009	FRA	LILLE MÉTROPOLE NATATION		11:52.81	
13. DUMONT Romane	2009	FRA	AS CACHALOTS SIX-FOURS		11:52.98	
14. BLANCHE Victoria	2009	FRA	OLIVET NATATION I'NOX		11:59.67	

Finale A : 400 4 Nages Dames - (Jeunes 1 & 2 : 11 - 12 ans)

[J2 : Di 19/12/2021 - R4]

1. RAVIER Leana	2009	FRA	LILLE MÉTROPOLE NATATION	---	5:19.80	1007 pts	MPF12
50 m : 35.64 (35.64)	100 m : 1:15.67 (40.03)	[1:15.67]	150 m : 1:56.86 (41.19)	200 m : 2:37.51 (40.65)	[1:21.84]		
250 m : 3:22.11 (44.60)	300 m : 4:08.84 (46.73)	[1:31.33]	350 m : 4:44.47 (35.63)	400 m : 5:19.80 (35.33)	[1:10.96]		
2. SAUZEAU Lilou	2009	FRA	SN VERSAILLES	---	5:25.46	970 pts	
50 m : 36.45 (36.45)	100 m : 1:19.18 (42.73)	[1:19.18]	150 m : 2:01.76 (42.58)	200 m : 2:43.14 (41.38)	[1:23.96]		
250 m : 3:27.04 (43.90)	300 m : 4:12.73 (45.69)	[1:29.59]	350 m : 4:50.18 (37.45)	400 m : 5:25.46 (35.28)	[1:12.73]		
3. VIDEAU Déotille	2009	FRA	CN POLYNESIE	---	5:27.10	960 pts	
50 m : 34.43 (34.43)	100 m : 1:16.32 (41.89)	[1:16.32]	150 m : 1:56.86 (40.54)	200 m : 2:36.66 (39.80)	[1:20.34]		
250 m : 3:23.39 (46.73)	300 m : 4:12.64 (49.25)	[1:35.98]	350 m : 4:50.66 (38.02)	400 m : 5:27.10 (36.44)	[1:14.46]		
4. LELONG Lola	2009	FRA	LILLE MÉTROPOLE NATATION	---	5:29.20	946 pts	
50 m : 34.39 (34.39)	100 m : 1:15.19 (40.80)	[1:15.19]	150 m : 1:57.56 (42.37)	200 m : 2:38.50 (40.94)	[1:23.31]		
250 m : 3:27.34 (48.84)	300 m : 4:16.84 (49.50)	[1:38.34]	350 m : 4:54.16 (37.32)	400 m : 5:29.20 (35.04)	[1:12.36]		
5. MESMACQUE Rosalie	2010	FRA	DUNKERQUE NATATION	---	5:37.26	895 pts	
50 m : 36.14 (36.14)	100 m : 1:17.30 (41.16)	[1:17.30]	150 m : 2:01.50 (44.20)	200 m : 2:45.08 (43.58)	[1:27.78]		
250 m : 3:33.56 (48.48)	300 m : 4:22.99 (49.43)	[1:37.91]	350 m : 5:00.70 (37.71)	400 m : 5:37.26 (36.56)	[1:14.27]		
6. LIMAM Yasmine	2010	FRA	C VIKINGS DE ROUEN	---	5:39.19	883 pts	
50 m : 37.01 (37.01)	100 m : 1:18.82 (41.81)	[1:18.82]	150 m : 2:04.05 (45.23)	200 m : 2:46.63 (42.58)	[1:27.81]		
250 m : 3:36.55 (49.92)	300 m : 4:23.23 (46.68)	[1:36.60]	350 m : 5:02.69 (39.46)	400 m : 5:39.19 (36.50)	[1:15.96]		
7. LEFEBVRE Zoé	2009	FRA	LILLE MÉTROPOLE NATATION	---	5:44.97	848 pts	
50 m : 36.42 (36.42)	100 m : 1:19.99 (43.57)	[1:19.99]	150 m : 2:02.81 (42.82)	200 m : 2:44.84 (42.03)	[1:24.85]		
250 m : 3:36.05 (51.21)	300 m : 4:28.45 (52.40)	[1:43.61]	350 m : 5:06.58 (38.13)	400 m : 5:44.97 (38.39)	[1:16.52]		
8. BOGGIO Blandine	2009	FRA	CN CHALON-SUR-SAONE	---	5:48.97	823 pts	
50 m : 36.76 (36.76)	100 m : 1:20.84 (44.08)	[1:20.84]	150 m : 2:07.34 (46.50)	200 m : 2:54.69 (47.35)	[1:33.85]		
250 m : 3:43.40 (48.71)	300 m : 4:34.28 (50.88)	[1:39.59]	350 m : 5:11.74 (37.46)	400 m : 5:48.97 (37.23)	[1:14.69]		



Finale B : 400 4 Nages Dames - (Jeunes 1 & 2 : 11 - 12 ans)

[J2 : Di 19/12/2021 - R4]

1.	VARLOTEAUX Camille	2009	FRA	USM SARAN	---	5:42.28	864 pts		
50 m :	35.60 (35.60)	100 m :	1:16.10 (40.50)	[1:16.10]	150 m :	2:03.13 (47.03)	200 m :	2:48.28 (45.15)	[1:32.18]
250 m :	3:36.37 (48.09)	300 m :	4:25.18 (48.81)	[1:36.90]	350 m :	5:04.73 (39.55)	400 m :	5:42.28 (37.55)	[1:17.10]
2.	K'BIDI Sarah-Marie-Elodie	2009	FRA	SUD SAUVAGE NATATION SAINT PHI	---	5:47.50	832 pts		
50 m :	36.32 (36.32)	100 m :	1:18.91 (42.59)	[1:18.91]	150 m :	2:04.82 (45.91)	200 m :	2:48.62 (43.80)	[1:29.71]
250 m :	3:37.62 (49.00)	300 m :	4:28.24 (50.62)	[1:39.62]	350 m :	5:08.57 (40.33)	400 m :	5:47.50 (38.93)	[1:19.26]
3.	GIUDICELLI Chiara	2010	FRA	CN CANNES	---	5:48.26	828 pts		
50 m :	36.56 (36.56)	100 m :	1:20.05 (43.49)	[1:20.05]	150 m :	2:06.62 (46.57)	200 m :	2:50.99 (44.37)	[1:30.94]
250 m :	3:40.97 (49.98)	300 m :	4:30.82 (49.85)	[1:39.83]	350 m :	5:10.62 (39.80)	400 m :	5:48.26 (37.64)	[1:17.44]
4.	THOREZ Léna	2009	FRA	LILLE MÉTROPOLE NATATION	---	5:51.62	808 pts		
50 m :	37.07 (37.07)	100 m :	1:21.01 (43.94)	[1:21.01]	150 m :	2:05.70 (44.69)	200 m :	2:49.94 (44.24)	[1:28.93]
250 m :	3:39.89 (49.95)	300 m :	4:31.90 (52.01)	[1:41.96]	350 m :	5:11.62 (39.72)	400 m :	5:51.62 (40.00)	[1:19.72]
5.	DUMONT Romane	2009	FRA	AS CACHALOTS SIX-FOURS	---	5:54.85	789 pts		
50 m :	35.72 (35.72)	100 m :	1:18.23 (42.51)	[1:18.23]	150 m :	2:02.51 (44.28)	200 m :	2:47.86 (45.35)	[1:29.63]
250 m :	3:39.92 (52.06)	300 m :	4:33.63 (53.71)	[1:45.77]	350 m :	5:14.13 (40.50)	400 m :	5:54.85 (40.72)	[1:21.22]
6.	BLANCHE Victoria	2009	FRA	OLIVET NATATION I'NOX	---	5:58.61	767 pts		
50 m :	39.14 (39.14)	100 m :	1:25.98 (46.84)	[1:25.98]	150 m :	2:12.08 (46.10)	200 m :	2:55.60 (43.52)	[1:29.62]
250 m :	3:46.76 (51.16)	300 m :	4:37.59 (50.83)	[1:41.99]	350 m :	5:19.36 (41.77)	400 m :	5:58.61 (39.25)	[1:21.02]

Séries : 400 4 Nages Dames - (Jeunes 3 : 13 ans)

[J2 : Di 19/12/2021 - R3]

QFA	1.	SANDOVAL Noélie	2008	FRA	CN CÉVENNES ALÈS	---	5:21.55	996 pts	
50 m :	35.62 (35.62)	100 m :	1:15.81 (40.19)	[1:15.81]	150 m :	1:56.93 (41.12)	200 m :	2:37.41 (40.48)	[1:21.60]
250 m :	3:22.64 (45.23)	300 m :	4:07.91 (45.27)	[1:30.50]	350 m :	4:46.71 (38.80)	400 m :	5:21.55 (34.84)	[1:13.64]
QFA	2.	TINKER Tess	2008	GBR	ANNEMASSE NATATION	---	5:21.84	994 pts	
50 m :	31.72 (31.72)	100 m :	1:09.88 (38.16)	[1:09.88]	150 m :	1:51.00 (41.12)	200 m :	2:32.03 (41.03)	[1:22.15]
250 m :	3:18.74 (46.71)	300 m :	4:07.82 (49.08)	[1:35.79]	350 m :	4:45.54 (37.72)	400 m :	5:21.84 (36.30)	[1:14.02]
QFA	3.	NENIN CARRASCO Kelly	2008	FRA	CN ANTIBES	---	5:24.42	977 pts	
50 m :	32.08 (32.08)	100 m :	1:10.90 (38.82)	[1:10.90]	150 m :	1:53.48 (42.58)	200 m :	2:34.38 (40.90)	[1:23.48]
250 m :	3:21.28 (46.90)	300 m :	4:09.86 (48.58)	[1:35.48]	350 m :	4:47.77 (37.91)	400 m :	5:24.42 (36.65)	[1:14.56]
QFA	4.	BRUNELLIERE Colinn-June	2008	FRA	ST-SÉBASTIEN NATATION	---	5:28.28	952 pts	
50 m :	31.87 (31.87)	100 m :	1:10.40 (38.53)	[1:10.40]	150 m :	1:54.82 (44.42)	200 m :	2:37.52 (42.70)	[1:27.12]
250 m :	3:25.22 (47.70)	300 m :	4:12.73 (47.51)	[1:35.21]	350 m :	4:51.52 (38.79)	400 m :	5:28.28 (36.76)	[1:15.55]
QFA	5.	MALINGE Jade	2008	FRA	ANGERS NATATION	---	5:31.01	935 pts	
50 m :	34.77 (34.77)	100 m :	1:15.67 (40.90)	[1:15.67]	150 m :	1:58.38 (42.71)	200 m :	2:40.05 (41.67)	[1:24.38]
250 m :	3:27.30 (47.25)	300 m :	4:16.16 (48.86)	[1:36.11]	350 m :	4:53.50 (37.34)	400 m :	5:31.01 (37.51)	[1:14.85]
QFA	6.	DEBLOCK Lola	2008	FRA	MONTPELLIER METROPOLE NATATION	---	5:31.13	934 pts	
50 m :	33.44 (33.44)	100 m :	1:13.67 (40.23)	[1:13.67]	150 m :	1:58.80 (45.13)	200 m :	2:42.59 (43.79)	[1:28.92]
250 m :	3:29.13 (46.54)	300 m :	4:15.58 (46.45)	[1:32.99]	350 m :	4:54.49 (38.91)	400 m :	5:31.13 (36.64)	[1:15.55]
QFA	7.	PARENTEAU Maëlys	2008	FRA	DAUPHINS TOULOUSE OEC	---	5:32.08	928 pts	
50 m :	33.21 (33.21)	100 m :	1:13.18 (39.97)	[1:13.18]	150 m :	1:58.43 (45.25)	200 m :	2:41.57 (43.14)	[1:28.39]
250 m :	3:28.49 (46.92)	300 m :	4:15.55 (47.06)	[1:33.98]	350 m :	4:54.52 (38.97)	400 m :	5:32.08 (37.56)	[1:16.53]
QFA	8.	HOCQUETTE Lily-Jeanne	2008	FRA	ST-DENIS RÉUNION	---	5:32.49	925 pts	
50 m :	34.95 (34.95)	100 m :	1:16.48 (41.53)	[1:16.48]	150 m :	2:01.48 (45.00)	200 m :	2:45.12 (43.64)	[1:28.64]
250 m :	3:32.71 (47.59)	300 m :	4:20.72 (48.01)	[1:35.60]	350 m :	4:57.01 (36.29)	400 m :	5:32.49 (35.48)	[1:11.77]
QFB	9.	MANALLAH Ilyana	2008	FRA	GRENOBLE ALP'38	---	5:32.73	924 pts	
50 m :	32.81 (32.81)	100 m :	1:11.84 (39.03)	[1:11.84]	150 m :	1:54.10 (42.26)	200 m :	2:36.64 (42.54)	[1:24.80]
250 m :	3:26.97 (50.33)	300 m :	4:19.89 (52.92)	[1:43.25]	350 m :	4:55.67 (35.78)	400 m :	5:32.73 (37.06)	[1:12.84]
QFB	10.	MORETTI Angie	2008	FRA	OLYMPIC NICE NATATION	---	5:36.30	901 pts	
50 m :	32.32 (32.32)	100 m :	1:11.80 (39.48)	[1:11.80]	150 m :	1:54.81 (43.01)	200 m :	2:38.97 (44.16)	[1:27.17]
250 m :	3:27.77 (48.80)	300 m :	4:17.19 (49.42)	[1:38.22]	350 m :	4:57.53 (40.34)	400 m :	5:36.30 (38.77)	[1:19.11]
QFB	11.	TANGUY Yuna	2008	FRA	CN COUTANCES	---	5:39.03	884 pts	
50 m :	34.68 (34.68)	100 m :	1:15.24 (40.56)	[1:15.24]	150 m :	1:58.09 (42.85)	200 m :	2:40.74 (42.65)	[1:25.50]
250 m :	3:30.33 (49.59)	300 m :	4:20.23 (49.90)	[1:39.49]	350 m :	5:00.54 (40.31)	400 m :	5:39.03 (38.49)	[1:18.80]
QFB	12.	POBEL-CRAPPE Laura	2008	FRA	CSN GUYANCOURT	---	5:39.87	879 pts	
50 m :	35.76 (35.76)	100 m :	1:16.91 (41.15)	[1:16.91]	150 m :	2:00.05 (43.14)	200 m :	2:43.33 (43.28)	[1:26.42]
250 m :	3:32.72 (49.39)	300 m :	4:23.02 (50.30)	[1:39.69]	350 m :	5:01.45 (38.43)	400 m :	5:39.87 (38.42)	[1:16.85]
QFB	13.	ARMATOL Garance	2008	FRA	MONTÉLIMAR NAUTIC CLUB	---	5:40.48	875 pts	
50 m :	32.72 (32.72)	100 m :	1:13.11 (40.39)	[1:13.11]	150 m :	1:59.04 (45.93)	200 m :	2:43.12 (44.08)	[1:30.01]
250 m :	3:32.14 (49.02)	300 m :	4:21.99 (49.85)	[1:38.87]	350 m :	5:01.55 (39.56)	400 m :	5:40.48 (38.93)	[1:18.49]
QFB	14.	BOUBET Alycia	2008	FRA	ANNEMASSE NATATION	---	5:41.35	870 pts	
50 m :	35.20 (35.20)	100 m :	1:18.16 (42.96)	[1:18.16]	150 m :	2:02.12 (43.96)	200 m :	2:45.16 (43.04)	[1:27.00]
250 m :	3:32.05 (46.89)	300 m :	4:21.97 (49.92)	[1:36.81]	350 m :	5:01.70 (39.73)	400 m :	5:41.35 (39.65)	[1:19.38]



(Suite) Séries : 400 4 Nages Dames - (Jeunes 3 : 13 ans)

[J2 : Di 19/12/2021 - R3]

QFB	15.	SANGARIA Sarah	2008	FRA	AQUATIC CLUB BOURGES	---	5:42.38	863 pts
	50 m :	35.25 (35.25)	100 m :	1:17.07 (41.82) [1:17.07]	150 m :	2:03.97 (46.90)	200 m :	2:51.48 (47.51) [1:34.41]
	250 m :	3:36.99 (45.51)	300 m :	4:25.19 (48.20) [1:33.71]	350 m :	5:04.74 (39.55)	400 m :	5:42.38 (37.64) [1:17.19]
QFB	16.	PRIOLET Emma	2008	FRA	CN VIRY-CHÂTILLON	---	5:43.33	858 pts
	50 m :	36.73 (36.73)	100 m :	1:18.34 (41.61) [1:18.34]	150 m :	2:05.24 (46.90)	200 m :	2:48.57 (43.33) [1:30.23]
	250 m :	3:35.72 (47.15)	300 m :	4:22.49 (46.77) [1:33.92]	350 m :	5:04.48 (41.99)	400 m :	5:43.33 (38.85) [1:20.84]
	17.	LESEUR Emilie	2008	FRA	ALLIANCE DIJON NATATION	---	5:46.07	841 pts
	50 m :	36.55 (36.55)	100 m :	1:21.52 (44.97) [1:21.52]	150 m :	2:06.39 (44.87)	200 m :	2:49.37 (42.98) [1:27.85]
	250 m :	3:38.57 (49.20)	300 m :	4:27.96 (49.39) [1:38.59]	350 m :	5:08.12 (40.16)	400 m :	5:46.07 (37.95) [1:18.11]
	18.	PIETTE Theodora	2008	FRA	CN ANTIBES	---	5:47.85	830 pts
	50 m :	36.16 (36.16)	100 m :	1:21.42 (45.26) [1:21.42]	150 m :	2:06.34 (44.92)	200 m :	2:51.73 (45.39) [1:30.31]
	250 m :	3:38.23 (46.50)	300 m :	4:26.78 (48.55) [1:35.05]	350 m :	5:08.22 (41.44)	400 m :	5:47.85 (39.63) [1:21.07]
---		ROQUES Tamara	2008	FRA	MONTPELLIER METROPOLE NATATION		DNS	dec

Séries : 400 4 Nages Dames - (Jeunes 1 & 2 : 11 - 12 ans)

[J2 : Di 19/12/2021 - R3]

QFA	1.	RAVIER Leana	2009	FRA	LILLE MÉTROPOLE NATATION	---	5:21.50	996 pts
	50 m :	35.18 (35.18)	100 m :	1:15.56 (40.38) [1:15.56]	150 m :	1:57.62 (42.06)	200 m :	2:37.81 (40.19) [1:22.25]
	250 m :	3:23.39 (45.58)	300 m :	4:10.39 (47.00) [1:32.58]	350 m :	4:46.58 (36.19)	400 m :	5:21.50 (34.92) [1:11.11]
QFA	2.	VIDEAU Déotille	2009	FRA	CN POLYNESIE	---	5:29.72	943 pts
	50 m :	34.10 (34.10)	100 m :	1:13.97 (39.87) [1:13.97]	150 m :	1:56.36 (42.39)	200 m :	2:36.10 (39.74) [1:22.13]
	250 m :	3:25.00 (48.90)	300 m :	4:13.97 (48.97) [1:37.87]	350 m :	4:53.21 (39.24)	400 m :	5:29.72 (36.51) [1:15.75]
QFA	3.	SAUZEAU Lilou	2009	FRA	SN VERSAILLES	---	5:31.61	931 pts
	50 m :	35.86 (35.86)	100 m :	1:18.08 (42.22) [1:18.08]	150 m :	2:01.20 (43.12)	200 m :	2:44.28 (43.08) [1:26.20]
	250 m :	3:29.88 (45.60)	300 m :	4:16.58 (46.70) [1:32.30]	350 m :	4:55.53 (38.95)	400 m :	5:31.61 (36.08) [1:15.03]
QFA	4.	LELONG Lola	2009	FRA	LILLE MÉTROPOLE NATATION	---	5:32.44	925 pts
	50 m :	34.60 (34.60)	100 m :	1:15.01 (40.41) [1:15.01]	150 m :	1:57.72 (42.71)	200 m :	2:39.09 (41.37) [1:24.08]
	250 m :	3:28.61 (49.52)	300 m :	4:18.57 (49.96) [1:39.48]	350 m :	4:55.82 (37.25)	400 m :	5:32.44 (36.62) [1:13.87]
QFA	5.	MESMACQUE Rosalie	2010	FRA	DUNKERQUE NATATION	---	5:40.42	875 pts
	50 m :	35.33 (35.33)	100 m :	1:17.49 (42.16) [1:17.49]	150 m :	2:02.86 (45.37)	200 m :	2:46.53 (43.67) [1:29.04]
	250 m :	3:35.74 (49.21)	300 m :	4:25.22 (49.48) [1:38.69]	350 m :	5:03.76 (38.54)	400 m :	5:40.42 (36.66) [1:15.20]
QFA	6.	LEFEBVRE Zoé	2009	FRA	LILLE MÉTROPOLE NATATION	---	5:41.18	871 pts
	50 m :	35.24 (35.24)	100 m :	1:17.33 (42.09) [1:17.33]	150 m :	2:00.50 (43.17)	200 m :	2:42.43 (41.93) [1:25.10]
	250 m :	3:34.61 (52.18)	300 m :	4:25.58 (50.97) [1:43.15]	350 m :	5:03.76 (38.18)	400 m :	5:41.18 (37.42) [1:15.60]
QFA	7.	LIMAM Yasmine	2010	FRA	C VIKINGS DE ROUEN	---	5:43.73	855 pts
	50 m :	36.50 (36.50)	100 m :	1:20.40 (43.90) [1:20.40]	150 m :	2:05.17 (44.77)	200 m :	2:47.59 (42.42) [1:27.19]
	250 m :	3:36.95 (49.36)	300 m :	4:28.23 (51.28) [1:40.64]	350 m :	5:07.59 (39.36)	400 m :	5:43.73 (36.14) [1:15.50]
QFA	8.	BOGGIO Blandine	2009	FRA	CN CHALON-SUR-SAONE	---	5:44.62	850 pts
	50 m :	37.25 (37.25)	100 m :	1:19.86 (42.61) [1:19.86]	150 m :	2:05.33 (45.47)	200 m :	2:50.87 (45.54) [1:31.01]
	250 m :	3:40.11 (49.24)	300 m :	4:29.15 (49.04) [1:38.28]	350 m :	5:07.84 (38.69)	400 m :	5:44.62 (36.78) [1:15.47]
QFB	9.	VARLOTEAUX Camille	2009	FRA	USM SARAN	---	5:47.22	834 pts
	50 m :	35.95 (35.95)	100 m :	1:18.21 (42.26) [1:18.21]	150 m :	2:04.97 (46.76)	200 m :	2:50.58 (45.61) [1:32.37]
	250 m :	3:39.60 (49.02)	300 m :	4:29.59 (49.99) [1:39.01]	350 m :	5:09.23 (39.64)	400 m :	5:47.22 (37.99) [1:17.63]
QFB	10.	K'BIDI Sarah-Marie-Elodie	2009	FRA	SUD SAUVAGE NATATION SAINT PHI	---	5:51.70	807 pts
	50 m :	38.45 (38.45)	100 m :	1:20.06 (41.61) [1:20.06]	150 m :	2:06.44 (46.38)	200 m :	2:49.58 (43.14) [1:29.52]
	250 m :	3:40.89 (51.31)	300 m :	4:31.82 (50.93) [1:42.24]	350 m :	5:12.94 (41.12)	400 m :	5:51.70 (38.76) [1:19.88]
QFB	11.	GIUDICELLI Chiara	2010	FRA	CN CANNES	---	5:53.62	796 pts
	50 m :	35.81 (35.81)	100 m :	1:19.92 (44.11) [1:19.92]	150 m :	2:07.75 (47.83)	200 m :	2:53.25 (45.50) [1:33.33]
	250 m :	3:44.38 (51.13)	300 m :	4:35.33 (50.95) [1:42.08]	350 m :	5:15.05 (39.72)	400 m :	5:53.62 (38.57) [1:18.29]
QFB	12.	DUMONT Romane	2009	FRA	AS CACHALOTS SIX-FOURS	---	5:58.13	770 pts
	50 m :	36.02 (36.02)	100 m :	1:19.34 (43.32) [1:19.34]	150 m :	2:04.85 (45.51)	200 m :	2:49.78 (44.93) [1:30.44]
	250 m :	3:42.87 (53.09)	300 m :	4:37.41 (54.54) [1:47.63]	350 m :	5:17.32 (39.91)	400 m :	5:58.13 (40.81) [1:20.72]
QFB	13.	BLANCHE Victoria	2009	FRA	OLIVET NATATION I'NOX	---	6:01.06	753 pts
	50 m :	39.22 (39.22)	100 m :	1:25.90 (46.68) [1:25.90]	150 m :	2:12.17 (46.27)	200 m :	2:57.38 (45.21) [1:31.48]
	250 m :	3:49.05 (51.67)	300 m :	4:40.70 (51.65) [1:43.32]	350 m :	5:22.12 (41.42)	400 m :	6:01.06 (38.94) [1:20.36]
QFB	14.	THOREZ Léna	2009	FRA	LILLE MÉTROPOLE NATATION	---	6:01.19	752 pts
	50 m :	38.62 (38.62)	100 m :	1:24.22 (45.60) [1:24.22]	150 m :	2:11.00 (46.78)	200 m :	2:54.48 (43.48) [1:30.26]
	250 m :	3:47.31 (52.83)	300 m :	4:38.46 (51.15) [1:43.98]	350 m :	5:20.39 (41.93)	400 m :	6:01.19 (40.80) [1:22.73]
---		CARBONNIER Mily	2010	FRA	DUNKERQUE NATATION		DNS	dec

Résultats

[Cotation FFN]

Records du 200 4 Nages Messieurs

Meilleures Performances Françaises 14 ans: **2:10.05** LESPARRÉ Tanguy (1999) FRA 21/07/2013 BETHUNE
Meilleures Performances Françaises 13 ans: **2:17.50** LESPARRÉ Tanguy (1999) FRA 16/06/2012 VITTEL
Meilleures Performances Françaises 12 ans: **2:28.30** LESPARRÉ Tanguy (1999) FRA 18/06/2011 TARBES

CUMUL : 200 4 Nages Messieurs - (Jeunes 3 : 14 ans)

[J2 : Di 19/12/2021 - R4]

1.	SCHLIENGER Lilian	2007	FRA	AMSL FRÉJUS	4:31.05
2.	FADDA SAUVAGEOT Roméo-César	2007	FRA	CN CHALON-SUR-SAONE	4:36.95
3.	CONDETTE Amaury	2007	FRA	SN VERSAILLES	4:37.30
4.	HENAUT Célian	2007	FRA	EN CAEN	4:37.53
5.	REGNIER Yanis	2007	FRA	GRENOBLE ALP'38	4:39.58
6.	RAYNAUD Mathis	2007	FRA	LAVAU NATATION 81	4:40.61
7.	MERIGUET Abel	2007	FRA	STADE DE REIMS NATATION	4:42.24
8.	GUERIN Gabriel	2007	FRA	ALLONNES JEUNESSE SPORTIVE	4:42.56
9.	SEVIN Ewan	2007	FRA	STADE OLYMPIQUE CHAMBÉRY	4:43.47
10.	TAILLADE Clément	2007	FRA	NEPTUNE CLUB DE FRANCE	4:43.55
11.	NOTTRELET--MARIE Paul-Victor	2007	FRA	SN VERSAILLES	4:44.35
12.	DUVAUCHELLE Hugo	2007	FRA	AMIENS METROPOLE NAT.	4:44.81
13.	MALFAIT Téo	2007	FRA	NAT VILLEFRANCHE EN BEAUJOLAIS	4:44.92
14.	POTTIER Estin	2007	FRA	CN LE MANS	4:47.22
15.	CHERRIER Charlie	2007	FRA	EN CAEN	4:50.46

Finale A : 200 4 Nages Messieurs - (Jeunes 3 : 14 ans)

[J2 : Di 19/12/2021 - R4]

1.	SCHLIENGER Lilian	2007	FRA	AMSL FRÉJUS	---	2:15.89	1049 pts		
50 m :	27.90 (27.90)	100 m :	1:03.65 (35.75)	[1:03.65]	150 m :	1:43.38 (39.73)	200 m :	2:15.89 (32.51)	[1:12.24]
2.	FADDA SAUVAGEOT Roméo-César	2007	FRA	CN CHALON-SUR-SAONE	---	2:17.75	1022 pts		
50 m :	28.84 (28.84)	100 m :	1:04.83 (35.99)	[1:04.83]	150 m :	1:45.56 (40.73)	200 m :	2:17.75 (32.19)	[1:12.92]
3.	CONDETTE Amaury	2007	FRA	SN VERSAILLES	---	2:17.89	1020 pts		
50 m :	29.44 (29.44)	100 m :	1:05.10 (35.66)	[1:05.10]	150 m :	1:45.97 (40.87)	200 m :	2:17.89 (31.92)	[1:12.79]
4.	HENAUT Célian	2007	FRA	EN CAEN	---	2:17.93	1019 pts		
50 m :	30.17 (30.17)	100 m :	1:03.92 (33.75)	[1:03.92]	150 m :	1:46.17 (42.25)	200 m :	2:17.93 (31.76)	[1:14.01]
5.	RAYNAUD Mathis	2007	FRA	LAVAU NATATION 81	---	2:19.66	995 pts		
50 m :	29.49 (29.49)	100 m :	1:05.49 (36.00)	[1:05.49]	150 m :	1:46.83 (41.34)	200 m :	2:19.66 (32.83)	[1:14.17]
6.	REGNIER Yanis	2007	FRA	GRENOBLE ALP'38	---	2:19.81	993 pts		
50 m :	30.20 (30.20)	100 m :	1:06.64 (36.44)	[1:06.64]	150 m :	1:47.23 (40.59)	200 m :	2:19.81 (32.58)	[1:13.17]
7.	MERIGUET Abel	2007	FRA	STADE DE REIMS NATATION	---	2:21.70	967 pts		
50 m :	29.54 (29.54)	100 m :	1:06.84 (37.30)	[1:06.84]	150 m :	1:48.78 (41.94)	200 m :	2:21.70 (32.92)	[1:14.86]
8.	TAILLADE Clément	2007	FRA	NEPTUNE CLUB DE FRANCE	---	2:22.34	958 pts		
50 m :	27.97 (27.97)	100 m :	1:05.55 (37.58)	[1:05.55]	150 m :	1:49.22 (43.67)	200 m :	2:22.34 (33.12)	[1:16.79]

Finale B : 200 4 Nages Messieurs - (Jeunes 3 : 14 ans)

[J2 : Di 19/12/2021 - R4]

1.	GUERIN Gabriel	2007	FRA	ALLONNES JEUNESSE SPORTIVE	---	2:21.22	973 pts		
50 m :	30.48 (30.48)	100 m :	1:06.64 (36.16)	[1:06.64]	150 m :	1:48.84 (42.20)	200 m :	2:21.22 (32.38)	[1:14.58]
2.	MALFAIT Téo	2007	FRA	NAT VILLEFRANCHE EN BEAUJOLAIS	---	2:21.28	973 pts		
50 m :	30.07 (30.07)	100 m :	1:06.12 (36.05)	[1:06.12]	150 m :	1:49.41 (43.29)	200 m :	2:21.28 (31.87)	[1:15.16]
3.	DUVAUCHELLE Hugo	2007	FRA	AMIENS METROPOLE NAT.	---	2:21.97	963 pts		
50 m :	29.06 (29.06)	100 m :	1:05.31 (36.25)	[1:05.31]	150 m :	1:49.63 (44.32)	200 m :	2:21.97 (32.34)	[1:16.66]
4.	SEVIN Ewan	2007	FRA	STADE OLYMPIQUE CHAMBÉRY	---	2:22.06	962 pts		
50 m :	31.12 (31.12)	100 m :	1:07.57 (36.45)	[1:07.57]	150 m :	1:50.16 (42.59)	200 m :	2:22.06 (31.90)	[1:14.49]
5.	NOTTRELET--MARIE Paul-Victor	2007	FRA	SN VERSAILLES	---	2:22.42	957 pts		
50 m :	29.53 (29.53)	100 m :	1:06.09 (36.56)	[1:06.09]	150 m :	1:48.24 (42.15)	200 m :	2:22.42 (34.18)	[1:16.33]
6.	POTTIER Estin	2007	FRA	CN LE MANS	---	2:24.02	935 pts		
50 m :	29.43 (29.43)	100 m :	1:07.16 (37.73)	[1:07.16]	150 m :	1:49.88 (42.72)	200 m :	2:24.02 (34.14)	[1:16.86]
7.	CHERRIER Charlie	2007	FRA	EN CAEN	---	2:26.93	896 pts		
50 m :	30.15 (30.15)	100 m :	1:09.17 (39.02)	[1:09.17]	150 m :	1:51.17 (42.00)	200 m :	2:26.93 (35.76)	[1:17.76]
---	BROS Nathan	2007	FRA	OLIVET NATATION I'NOX	---	DSQ			

Résultats

CUMUL : 200 4 Nages Messieurs - (Jeunes 1 & 2 : 12 - 13 ans)

[J2 : Di 19/12/2021 - R4]

1.	BAYLE Marius	2008	FRA	ASM CHAMALIERES NATATION	4:44.26
2.	BENARBIA Nacim	2008	FRA	FOS NATATION	4:47.72
3.	ROUSSEAU Paul	2008	FRA	AMIENS METROPOLE NAT.	4:49.39
4.	BUTTARELLI Claudio	2009	ITA	LILLE MÉTROPOLE NATATION	4:50.47
5.	BARREAU-LE SOMMER Rémi	2008	FRA	AURAY NATATION	4:52.28
6.	HINFRAY Gaetan	2008	FRA	ANGERS NATATION	4:52.55
7.	HADJ-RABAH Noa	2008	FRA	STADE CLERMONT NATATION	4:52.76
8.	ESPRIET Adrien	2008	FRA	LILLE MÉTROPOLE NATATION	4:53.11
9.	DUSEIGNEUR Mattia	2008	FRA	LILLE MÉTROPOLE NATATION	4:57.42
10.	ARRAUDEAU Martin	2008	FRA	ANCENIS COURSE NATATION	4:57.90
11.	MURATORY Nathan	2008	FRA	US COLOMIERS NATATION	4:58.83
12.	BARBIER Paul	2008	FRA	CHARLEVILLE-MÉZIÈRES NATATION	5:00.84
13.	GUY Gregoire	2008	FRA	RACING CLUB DE FRANCE	5:04.65
14.	POIRAT Sacha	2008	FRA	CN LA CIOTAT	5:05.63
15.	LABOUGLIE Francois	2009	FRA	SOISSONS NATATION SPORTIVE	5:06.38

Finale A : 200 4 Nages Messieurs - (Jeunes 1 & 2 : 12 - 13 ans)

[J2 : Di 19/12/2021 - R4]

1.	BAYLE Marius	2008	FRA	ASM CHAMALIERES NATATION	---	2:21.45	970 pts
50 m :	29.74 (29.74)	100 m :	1:06.61 (36.87)	150 m :	1:47.73 (41.12)	200 m :	2:21.45 (33.72)
2.	BENARBIA Nacim	2008	FRA	FOS NATATION	---	2:22.04	962 pts
50 m :	30.07 (30.07)	100 m :	1:05.25 (35.18)	150 m :	1:49.54 (44.29)	200 m :	2:22.04 (32.50)
3.	ROUSSEAU Paul	2008	FRA	AMIENS METROPOLE NAT.	---	2:24.14	933 pts
50 m :	30.18 (30.18)	100 m :	1:07.05 (36.87)	150 m :	1:50.62 (43.57)	200 m :	2:24.14 (33.52)
4.	BUTTARELLI Claudio	2009	ITA	LILLE MÉTROPOLE NATATION	---	2:24.22	932 pts
50 m :	31.18 (31.18)	100 m :	1:07.86 (36.68)	150 m :	1:51.58 (43.72)	200 m :	2:24.22 (32.64)
5.	HINFRAY Gaetan	2008	FRA	ANGERS NATATION	---	2:24.94	923 pts
50 m :	30.59 (30.59)	100 m :	1:10.02 (39.43)	150 m :	1:51.73 (41.71)	200 m :	2:24.94 (33.21)
6.	BARREAU-LE SOMMER Rémi	2008	FRA	AURAY NATATION	---	2:25.74	912 pts
50 m :	30.24 (30.24)	100 m :	1:09.74 (39.50)	150 m :	1:52.45 (42.71)	200 m :	2:25.74 (33.29)
7.	ESPRIET Adrien	2008	FRA	LILLE MÉTROPOLE NATATION	---	2:26.78	898 pts
50 m :	34.38 (34.38)	100 m :	1:12.16 (37.78)	150 m :	1:54.53 (42.37)	200 m :	2:26.78 (32.25)
---	LAVITOLA Matteo	2008	FRA	CN ANTIBES	---		DSQ

Finale B : 200 4 Nages Messieurs - (Jeunes 1 & 2 : 12 - 13 ans)

[J2 : Di 19/12/2021 - R4]

1.	HADJ-RABAH Noa	2008	FRA	STADE CLERMONT NATATION	---	2:24.50	929 pts
50 m :	31.22 (31.22)	100 m :	1:08.72 (37.50)	150 m :	1:49.37 (40.65)	200 m :	2:24.50 (35.13)
2.	ARRAUDEAU Martin	2008	FRA	ANCENIS COURSE NATATION	---	2:28.39	877 pts
50 m :	30.59 (30.59)	100 m :	1:09.09 (38.50)	150 m :	1:54.51 (45.42)	200 m :	2:28.39 (33.88)
3.	MURATORY Nathan	2008	FRA	US COLOMIERS NATATION	---	2:29.01	869 pts
50 m :	32.06 (32.06)	100 m :	1:09.97 (37.91)	150 m :	1:55.24 (45.27)	200 m :	2:29.01 (33.77)
4.	DUSEIGNEUR Mattia	2008	FRA	LILLE MÉTROPOLE NATATION	---	2:29.80	858 pts
50 m :	31.99 (31.99)	100 m :	1:09.54 (37.55)	150 m :	1:56.94 (47.40)	200 m :	2:29.80 (32.86)
5.	BARBIER Paul	2008	FRA	CHARLEVILLE-MÉZIÈRES NATATION	---	2:30.25	853 pts
50 m :	32.99 (32.99)	100 m :	1:11.60 (38.61)	150 m :	1:54.16 (42.56)	200 m :	2:30.25 (36.09)
6.	POIRAT Sacha	2008	FRA	CN LA CIOTAT	---	2:31.99	830 pts
50 m :	31.21 (31.21)	100 m :	1:10.71 (39.50)	150 m :	1:56.17 (45.46)	200 m :	2:31.99 (35.82)
7.	GUY Gregoire	2008	FRA	RACING CLUB DE FRANCE	---	2:32.57	823 pts
50 m :	31.74 (31.74)	100 m :	1:10.70 (38.96)	150 m :	1:57.01 (46.31)	200 m :	2:32.57 (35.56)
8.	LABOUGLIE Francois	2009	FRA	SOISSONS NATATION SPORTIVE	---	2:34.00	805 pts
50 m :	33.12 (33.12)	100 m :	1:11.09 (37.97)	150 m :	1:59.16 (48.07)	200 m :	2:34.00 (34.84)

Séries : 200 4 Nages Messieurs - (Jeunes 3 : 14 ans)

[J2 : Di 19/12/2021 - R3]

QFA	1.	SCHLIENGER Lilian	2007	FRA	AMSL FRÉJUS	---	2:15.16	1059 pts
50 m :	27.42 (27.42)	100 m :	1:03.68 (36.26)	150 m :	1:42.97 (39.29)	200 m :	2:15.16 (32.19)	
QFA	2.	FADDA SAUVAGEOT Roméo-César	2007	FRA	CN CHALON-SUR-SAONE	---	2:19.20	1002 pts
50 m :	28.91 (28.91)	100 m :	1:04.48 (35.57)	150 m :	1:46.55 (42.07)	200 m :	2:19.20 (32.65)	

Résultats

(Suite) Séries : 200 4 Nages Messieurs - (Jeunes 3 : 14 ans)

[J2 : Di 19/12/2021 - R3]

QFA	3.	CONDETTE Amaury	2007	FRA	SN VERSAILLES	---	2:19.41	999 pts
	50 m :	29.54 (29.54)	100 m :	1:05.77 (36.23) [1:05.77]	150 m :	1:47.16 (41.39)	200 m :	2:19.41 (32.25) [1:13.64]
QFA	4.	HENAUT Célian	2007	FRA	EN CAEN	---	2:19.60	996 pts
	50 m :	29.79 (29.79)	100 m :	1:03.25 (33.46) [1:03.25]	150 m :	1:44.85 (41.60)	200 m :	2:19.60 (34.75) [1:16.35]
QFA	5.	REGNIER Yanis	2007	FRA	GRENOBLE ALP'38	---	2:19.77	994 pts
	50 m :	30.28 (30.28)	100 m :	1:06.94 (36.66) [1:06.94]	150 m :	1:47.52 (40.58)	200 m :	2:19.77 (32.25) [1:12.83]
QFA	6.	MERIGUET Abel	2007	FRA	STADE DE REIMS NATATION	---	2:20.54	983 pts
	50 m :	30.04 (30.04)	100 m :	1:07.63 (37.59) [1:07.63]	150 m :	1:49.35 (41.72)	200 m :	2:20.54 (31.19) [1:12.91]
QFA	7.	RAYNAUD Mathis	2007	FRA	LAVAU NATATION 81	---	2:20.95	977 pts
	50 m :	29.29 (29.29)	100 m :	1:05.76 (36.47) [1:05.76]	150 m :	1:48.04 (42.28)	200 m :	2:20.95 (32.91) [1:15.19]
QFA	8.	TAILLADE Clément	2007	FRA	NEPTUNE CLUB DE FRANCE	---	2:21.21	974 pts
	50 m :	28.00 (28.00)	100 m :	1:04.86 (36.86) [1:04.86]	150 m :	1:47.91 (43.05)	200 m :	2:21.21 (33.30) [1:16.35]
QFB	9.	BROS Nathan	2007	FRA	OLIVET NATATION I'NOX	---	2:21.22	973 pts
	50 m :	28.72 (28.72)	100 m :	1:04.41 (35.69) [1:04.41]	150 m :	1:46.25 (41.84)	200 m :	2:21.22 (34.97) [1:16.81]
QFB	10.	GUERIN Gabriel	2007	FRA	ALLONNES JEUNESSE SPORTIVE	---	2:21.34	972 pts
	50 m :	30.49 (30.49)	100 m :	1:06.51 (36.02) [1:06.51]	150 m :	1:48.75 (42.24)	200 m :	2:21.34 (32.59) [1:14.83]
QFB	11.	SEVIN Ewan	2007	FRA	STADE OLYMPIQUE CHAMBÉRY	---	2:21.41	971 pts
	50 m :	29.78 (29.78)	100 m :	1:05.21 (35.43) [1:05.21]	150 m :	1:47.83 (42.62)	200 m :	2:21.41 (33.58) [1:16.20]
QFB	12.	NOTTRETET--MARIE Paul-Victor	2007	FRA	SN VERSAILLES	---	2:21.93	964 pts
	50 m :	29.48 (29.48)	100 m :	1:06.42 (36.94) [1:06.42]	150 m :	1:47.74 (41.32)	200 m :	2:21.93 (34.19) [1:15.51]
QFB	13.	DUVAUCHELLE Hugo	2007	FRA	AMIENS METROPOLE NAT.	---	2:22.84	951 pts
	50 m :	29.64 (29.64)	100 m :	1:05.29 (35.65) [1:05.29]	150 m :	1:50.20 (44.91)	200 m :	2:22.84 (32.64) [1:17.55]
QFB	14.	POTTIER Estin	2007	FRA	CN LE MANS	---	2:23.20	946 pts
	50 m :	30.50 (30.50)	100 m :	1:07.78 (37.28) [1:07.78]	150 m :	1:50.85 (43.07)	200 m :	2:23.20 (32.35) [1:15.42]
QFB	15.	CHERRIER Charlie	2007	FRA	EN CAEN	---	2:23.53	942 pts
	50 m :	28.40 (28.40)	100 m :	1:06.96 (38.56) [1:06.96]	150 m :	1:49.35 (42.39)	200 m :	2:23.53 (34.18) [1:16.57]
QFB	16.	MALFAIT Téo	2007	FRA	NAT VILLEFRANCHE EN BEAUJOLAIS	---	2:23.64	940 pts
	50 m :	30.70 (30.70)	100 m :	1:05.85 (35.15) [1:05.85]	150 m :	1:50.21 (44.36)	200 m :	2:23.64 (33.43) [1:17.79]
	17.	GALLANT Achille	2007	FRA	LA ROCHE-SUR-YON NATATION	---	2:23.75	939 pts
	50 m :	30.99 (30.99)	100 m :	1:10.55 (39.56) [1:10.55]	150 m :	1:51.25 (40.70)	200 m :	2:23.75 (32.50) [1:13.20]
	18.	STRAZZABOSCO Quentin	2007	FRA	CN ANTIBES	---	2:23.94	936 pts
	50 m :	29.10 (29.10)	100 m :	1:05.74 (36.64) [1:05.74]	150 m :	1:51.13 (45.39)	200 m :	2:23.94 (32.81) [1:18.20]
	19.	GENDRIER Esteban	2007	FRA	CSN GUYANCOURT	---	2:24.05	935 pts
	50 m :	31.75 (31.75)	100 m :	1:08.97 (37.22) [1:08.97]	150 m :	1:51.11 (42.14)	200 m :	2:24.05 (32.94) [1:15.08]
	20.	WERNER Eliot	2007	FRA	US TOUL	---	2:24.20	933 pts
	50 m :	28.66 (28.66)	100 m :	1:03.64 (34.98) [1:03.64]	150 m :	1:48.59 (44.95)	200 m :	2:24.20 (35.61) [1:20.56]
	21.	DELAIRE Mael	2007	FRA	STADE BÉTHUNE PÉLICAN CLUB	---	2:24.79	925 pts
	50 m :	30.48 (30.48)	100 m :	1:08.63 (38.15) [1:08.63]	150 m :	1:50.85 (42.22)	200 m :	2:24.79 (33.94) [1:16.16]
	22.	CHMIELEWSKI Martin	2007	FRA	DUNKERQUE NATATION	---	2:24.85	924 pts
	50 m :	30.52 (30.52)	100 m :	1:08.91 (38.39) [1:08.91]	150 m :	1:51.56 (42.65)	200 m :	2:24.85 (33.29) [1:15.94]
	23.	JOSEPHINE Alexandre	2007	FRA	FRANCOIS NATATION CLUB	---	2:25.04	921 pts
	50 m :	31.73 (31.73)	100 m :	1:11.25 (39.52) [1:11.25]	150 m :	1:50.02 (38.77)	200 m :	2:25.04 (35.02) [1:13.79]
	24.	MERCIER Matéo	2007	FRA	CANET 66 NATATION	---	2:25.21	919 pts
	50 m :	31.34 (31.34)	100 m :	1:09.35 (38.01) [1:09.35]	150 m :	1:52.14 (42.79)	200 m :	2:25.21 (33.07) [1:15.86]
	25.	PUECH Thibault	2007	FRA	CN POSSESSION	---	2:25.49	915 pts
	50 m :	29.73 (29.73)	100 m :	1:09.00 (39.27) [1:09.00]	150 m :	1:53.38 (44.38)	200 m :	2:25.49 (32.11) [1:16.49]
	26.	CAPOGNA Benjamin	2007	FRA	TRIATHLON ROMANAIS PEAGEOIS	---	2:25.58	914 pts
	50 m :	31.15 (31.15)	100 m :	1:08.81 (37.66) [1:08.81]	150 m :	1:51.05 (42.24)	200 m :	2:25.58 (34.53) [1:16.77]
	27.	KOUADIO-LE REST Liam	2007	FRA	NEPTUNE CLUB DE FRANCE	---	2:25.95	909 pts
	50 m :	29.90 (29.90)	100 m :	1:08.01 (38.11) [1:08.01]	150 m :	1:52.73 (44.72)	200 m :	2:25.95 (33.22) [1:17.94]
	28.	BRUN--FERREIRA Florentin	2007	FRA	AMIENS METROPOLE NAT.	---	2:26.07	908 pts
	50 m :	29.41 (29.41)	100 m :	1:07.92 (38.51) [1:07.92]	150 m :	1:50.98 (43.06)	200 m :	2:26.07 (35.09) [1:18.15]
	29.	BOREL Mathys	2007	FRA	CHARLEVILLE-MÉZIÈRES NATATION	---	2:26.67	900 pts
	50 m :	31.05 (31.05)	100 m :	1:11.12 (40.07) [1:11.12]	150 m :	1:53.57 (42.45)	200 m :	2:26.67 (33.10) [1:15.55]
	30.	HERBRECHT Benjamin	2007	FRA	CANARDS LA ROCHELLE	---	2:26.86	897 pts
	50 m :	29.79 (29.79)	100 m :	1:06.88 (37.09) [1:06.88]	150 m :	1:51.12 (44.24)	200 m :	2:26.86 (35.74) [1:19.98]
	31.	LIBICZ Korentin	2007	FRA	EN TOURS	---	2:26.95	896 pts
	50 m :	30.06 (30.06)	100 m :	1:10.48 (40.42) [1:10.48]	150 m :	1:54.66 (44.18)	200 m :	2:26.95 (32.29) [1:16.47]
	32.	MIOT Lucas	2007	FRA	LILLE MÉTROPOLE NATATION	---	2:27.25	892 pts
	50 m :	30.66 (30.66)	100 m :	1:06.11 (35.45) [1:06.11]	150 m :	1:54.00 (47.89)	200 m :	2:27.25 (33.25) [1:21.14]
	33.	LEE-BOUHOURS Florian	2007	FRA	AQUA VALLÉE-DE-CHEVREUSE	---	2:27.85	884 pts
	50 m :	30.42 (30.42)	100 m :	1:11.32 (40.90) [1:11.32]	150 m :	1:53.31 (41.99)	200 m :	2:27.85 (34.54) [1:16.53]

Résultats

(Suite) Séries : 200 4 Nages Messieurs - (Jeunes 3 : 14 ans)

[J2 : Di 19/12/2021 - R3]

34.	WAGNER Mathias	2007	FRA	SN METZ	---	2:28.30	878 pts		
50 m :	30.78 (30.78)	100 m :	1:11.68 (40.90)	[1:11.68]	150 m :	1:54.37 (42.69)	200 m :	2:28.30 (33.93)	[1:16.62]
35.	ECK Rafael	2007	FRA	CNS VALLAURIS	---	2:28.56	875 pts		
50 m :	30.47 (30.47)	100 m :	1:10.21 (39.74)	[1:10.21]	150 m :	1:54.43 (44.22)	200 m :	2:28.56 (34.13)	[1:18.35]
36.	DELEBASSEE Julien	2007	FRA	AMBERIEU NAT BUGEY COTIERE	---	2:29.06	868 pts		
50 m :	30.43 (30.43)	100 m :	1:08.21 (37.78)	[1:08.21]	150 m :	1:54.76 (46.55)	200 m :	2:29.06 (34.30)	[1:20.85]
37.	CLAIMAND Evan	2007	FRA	CSN GUYANCOURT	---	2:29.10	868 pts		
50 m :	32.16 (32.16)	100 m :	1:11.60 (39.44)	[1:11.60]	150 m :	1:55.03 (43.43)	200 m :	2:29.10 (34.07)	[1:17.50]
38.	CAUSSIN Elouan	2007	FRA	CO SAINT-DIZIER NATATION	---	2:29.16	867 pts		
50 m :	30.78 (30.78)	100 m :	1:09.78 (39.00)	[1:09.78]	150 m :	1:54.86 (45.08)	200 m :	2:29.16 (34.30)	[1:19.38]
39.	MESROR Yannis	2007	FRA	DAUPHINS TOULOUSE OEC	---	2:30.11	854 pts		
50 m :	31.61 (31.61)	100 m :	1:10.69 (39.08)	[1:10.69]	150 m :	1:56.60 (45.91)	200 m :	2:30.11 (33.51)	[1:19.42]
40.	SAUVIGNON Sasha	2007	FRA	OLYMPIC NICE NATATION	---	2:30.95	844 pts		
50 m :	31.36 (31.36)	100 m :	1:08.75 (37.39)	[1:08.75]	150 m :	1:56.18 (47.43)	200 m :	2:30.95 (34.77)	[1:22.20]
41.	PROU Christophe	2007	FRA	CANARDS LA ROCHELLE	---	2:31.02	843 pts		
50 m :	30.02 (30.02)	100 m :	1:09.44 (39.42)	[1:09.44]	150 m :	1:56.04 (46.60)	200 m :	2:31.02 (34.98)	[1:21.58]
42.	BLANCHARD BASTARD Clément	2007	FRA	OLYMPIQUE LA GARENNE-COLOMBES	---	2:31.14	841 pts		
50 m :	31.11 (31.11)	100 m :	1:10.34 (39.23)	[1:10.34]	150 m :	1:54.99 (44.65)	200 m :	2:31.14 (36.15)	[1:20.80]
43.	BOUCHY Noa	2007	FRA	ALLIANCE DIJON NATATION	---	2:31.74	833 pts		
50 m :	31.33 (31.33)	100 m :	1:10.38 (39.05)	[1:10.38]	150 m :	1:56.79 (46.41)	200 m :	2:31.74 (34.95)	[1:21.36]
44.	GOMEZ Kenyon	2007	FRA	MARCQ NATATION	---	2:31.91	831 pts		
50 m :	32.43 (32.43)	100 m :	1:11.40 (38.97)	[1:11.40]	150 m :	1:56.22 (44.82)	200 m :	2:31.91 (35.69)	[1:20.51]
45.	RODIER Maxence	2007	FRA	PAYS D'AIX NATATION	---	2:32.33	826 pts		
50 m :	32.47 (32.47)	100 m :	1:09.56 (37.09)	[1:09.56]	150 m :	1:55.31 (45.75)	200 m :	2:32.33 (37.02)	[1:22.77]
---	ABOUT Noham	2007	FRA	SC THIONVILLE	---		DSQ		
---	HAREL Thomas	2007	FRA	ENC ACHICOURT	---		DNS dec		

Séries : 200 4 Nages Messieurs - (Jeunes 1 & 2 : 12 - 13 ans)

[J2 : Di 19/12/2021 - R3]

QFA	1.	BAYLE Marius	2008	FRA	ASM CHAMALIERES NATATION	---	2:22.81	952 pts	
50 m :	29.99 (29.99)	100 m :	1:06.54 (36.55)	[1:06.54]	150 m :	1:48.59 (42.05)	200 m :	2:22.81 (34.22)	[1:16.27]
QFA	2.	ROUSSEAU Paul	2008	FRA	AMIENS METROPOLE NAT.	---	2:25.25	919 pts	
50 m :	29.74 (29.74)	100 m :	1:08.09 (38.35)	[1:08.09]	150 m :	1:51.33 (43.24)	200 m :	2:25.25 (33.92)	[1:17.16]
QFA	3.	BENARBIA Nacim	2008	FRA	FOS NATATION	---	2:25.68	913 pts	
50 m :	30.91 (30.91)	100 m :	1:07.32 (36.41)	[1:07.32]	150 m :	1:52.23 (44.91)	200 m :	2:25.68 (33.45)	[1:18.36]
QFA	4.	BUTTARELLI Claudio	2009	ITA	LILLE MÉTROPOLE NATATION	---	2:26.25	905 pts	
50 m :	33.26 (33.26)	100 m :	1:10.46 (37.20)	[1:10.46]	150 m :	1:54.77 (44.31)	200 m :	2:26.25 (31.48)	[1:15.79]
QFA	5.	ESPRIET Adrien	2008	FRA	LILLE MÉTROPOLE NATATION	---	2:26.33	904 pts	
50 m :	33.41 (33.41)	100 m :	1:10.95 (37.54)	[1:10.95]	150 m :	1:54.37 (43.42)	200 m :	2:26.33 (31.96)	[1:15.38]
QFA	6.	BARREAU-LE SOMMER Rémi	2008	FRA	AURAY NATATION	---	2:26.54	901 pts	
50 m :	30.67 (30.67)	100 m :	1:09.64 (38.97)	[1:09.64]	150 m :	1:52.17 (42.53)	200 m :	2:26.54 (34.37)	[1:16.90]
QFA	7.	LAVITOLA Matteo	2008	FRA	CN ANTIBES	---	2:26.64	900 pts	
50 m :	31.03 (31.03)	100 m :	1:10.25 (39.22)	[1:10.25]	150 m :	1:52.59 (42.34)	200 m :	2:26.64 (34.05)	[1:16.39]
QFA	8.	HINFRAY Gaetan	2008	FRA	ANGERS NATATION	---	2:27.61	887 pts	
50 m :	31.20 (31.20)	100 m :	1:12.39 (41.19)	[1:12.39]	150 m :	1:54.59 (42.20)	200 m :	2:27.61 (33.02)	[1:15.22]
QFB	9.	DUSEIGNEUR Mattia	2008	FRA	LILLE MÉTROPOLE NATATION	---	2:27.62	887 pts	
50 m :	31.92 (31.92)	100 m :	1:08.65 (36.73)	[1:08.65]	150 m :	1:55.45 (46.80)	200 m :	2:27.62 (32.17)	[1:18.97]
QFB	10.	HADJ-RABAH Noa	2008	FRA	STADE CLERMONT NATATION	---	2:28.26	879 pts	
50 m :	31.88 (31.88)	100 m :	1:11.17 (39.29)	[1:11.17]	150 m :	1:53.27 (42.10)	200 m :	2:28.26 (34.99)	[1:17.09]
QFB	11.	ARRAUDEAU Martin	2008	FRA	ANCENIS COURSE NATATION	---	2:29.51	862 pts	
50 m :	31.05 (31.05)	100 m :	1:08.80 (37.75)	[1:08.80]	150 m :	1:55.64 (46.84)	200 m :	2:29.51 (33.87)	[1:20.71]
QFB	12.	MURATORY Nathan	2008	FRA	US COLOMIERS NATATION	---	2:29.82	858 pts	
50 m :	32.42 (32.42)	100 m :	1:10.71 (38.29)	[1:10.71]	150 m :	1:55.78 (45.07)	200 m :	2:29.82 (34.04)	[1:19.11]
QFB	13.	BARBIER Paul	2008	FRA	CHARLEVILLE-MÉZIÈRES NATATION	---	2:30.59	848 pts	
50 m :	32.84 (32.84)	100 m :	1:12.40 (39.56)	[1:12.40]	150 m :	1:55.10 (42.70)	200 m :	2:30.59 (35.49)	[1:18.19]
QFB	14.	GUY Gregoire	2008	FRA	RACING CLUB DE FRANCE	---	2:32.08	829 pts	
50 m :	31.91 (31.91)	100 m :	1:10.89 (38.98)	[1:10.89]	150 m :	1:57.52 (46.63)	200 m :	2:32.08 (34.56)	[1:21.19]
QFB	15.	LABOUGLIE Francois	2009	FRA	SOISSONS NATATION SPORTIVE	---	2:32.38	825 pts	
50 m :	32.48 (32.48)	100 m :	1:11.28 (38.80)	[1:11.28]	150 m :	1:57.59 (46.31)	200 m :	2:32.38 (34.79)	[1:21.10]
QFB	16.	POIRAT Sacha	2008	FRA	CN LA CIOTAT	---	2:33.64	809 pts	
50 m :	30.88 (30.88)	100 m :	1:09.42 (38.54)	[1:09.42]	150 m :	1:56.60 (47.18)	200 m :	2:33.64 (37.04)	[1:24.22]

Résultats

(Suite) Séries : 200 4 Nages Messieurs - (Jeunes 1 & 2 : 12 - 13 ans)

[J2 : Di 19/12/2021 - R3]

17.	LALLEMENT Lucas	2008	FRA	STADE DE REIMS NATATION	---	2:33.80	807 pts
50 m :	32.60 (32.60)	100 m :	1:12.00 (39.40) [1:12.00]	150 m :	1:58.20 (46.20)	200 m :	2:33.80 (35.60) [1:21.80]
18.	VALO Maxence	2008	FRA	AURAY NATATION	---	2:34.31	801 pts
50 m :	32.89 (32.89)	100 m :	1:11.16 (38.27) [1:11.16]	150 m :	1:58.64 (47.48)	200 m :	2:34.31 (35.67) [1:23.15]
19.	GARNIER Mathis	2008	FRA	ALLIANCE DIJON NATATION	---	2:34.46	799 pts
50 m :	33.56 (33.56)	100 m :	1:12.78 (39.22) [1:12.78]	150 m :	1:59.10 (46.32)	200 m :	2:34.46 (35.36) [1:21.68]
20.	DRYEPOND Simon	2009	FRA	GRAVELINES NATATION	---	2:34.47	799 pts
50 m :	33.78 (33.78)	100 m :	1:13.90 (40.12) [1:13.90]	150 m :	2:00.80 (46.90)	200 m :	2:34.47 (33.67) [1:20.57]
21.	KAVANAGH Cillian	2008	FRA	GRENOBLE ALP'38	---	2:34.68	796 pts
50 m :	31.29 (31.29)	100 m :	1:09.75 (38.46) [1:09.75]	150 m :	1:57.96 (48.21)	200 m :	2:34.68 (36.72) [1:24.93]
22.	PELLE Luca-Alexandru	2009	BEL	DENAIN NAT. PORTE DU HAINAUT	---	2:34.77	795 pts
50 m :	34.22 (34.22)	100 m :	1:13.92 (39.70) [1:13.92]	150 m :	1:59.10 (45.18)	200 m :	2:34.77 (35.67) [1:20.85]
23.	MANUELLI Pierre-ange	2008	FRA	SN VERSAILLES	---	2:34.95	793 pts
50 m :	33.16 (33.16)	100 m :	1:14.32 (41.16) [1:14.32]	150 m :	1:58.61 (44.29)	200 m :	2:34.95 (36.34) [1:20.63]
24.	DA CUNHA Nathan	2008	FRA	CHARLEVILLE-MÉZIÈRES NATATION	---	2:35.48	786 pts
50 m :	33.90 (33.90)	100 m :	1:14.26 (40.36) [1:14.26]	150 m :	1:59.58 (45.32)	200 m :	2:35.48 (35.90) [1:21.22]
25.	SCHVARTZ-ARNAUD Joey	2009	FRA	CARIB SWIN TEAM	---	2:35.80	782 pts
50 m :	33.61 (33.61)	100 m :	1:14.29 (40.68) [1:14.29]	150 m :	2:00.49 (46.20)	200 m :	2:35.80 (35.31) [1:21.51]
26.	DOMINGEON Romeo	2008	FRA	NAT VILLEFRANCHE EN BEAUJOLAIS	---	2:35.98	780 pts
50 m :	32.98 (32.98)	100 m :	1:14.37 (41.39) [1:14.37]	150 m :	2:01.31 (46.94)	200 m :	2:35.98 (34.67) [1:21.61]
27.	POHU Eloy	2008	FRA	AQUA VALLÉE-DE-CHEVREUSE	---	2:35.99	780 pts
50 m :	33.58 (33.58)	100 m :	1:16.01 (42.43) [1:16.01]	150 m :	2:02.07 (46.06)	200 m :	2:35.99 (33.92) [1:19.98]
28.	VERILHAC Milo	2008	FRA	MONTPELLIER METROPOLE NATATION	---	2:36.14	778 pts
50 m :	32.58 (32.58)	100 m :	1:11.04 (38.46) [1:11.04]	150 m :	1:59.49 (48.45)	200 m :	2:36.14 (36.65) [1:25.10]
29.	ARHAB BOTKO Mathias	2008	FRA	AS HERBLAY NATATION	---	2:36.36	775 pts
50 m :	32.40 (32.40)	100 m :	1:12.26 (39.86) [1:12.26]	150 m :	1:59.05 (46.79)	200 m :	2:36.36 (37.31) [1:24.10]
30.	LAGROUH Adam	2008	FRA	SCA 2000 EVRY	---	2:36.70	771 pts
50 m :	33.66 (33.66)	100 m :	1:14.21 (40.55) [1:14.21]	150 m :	2:00.22 (46.01)	200 m :	2:36.70 (36.48) [1:22.49]
31.	KERBART Soen	2008	FRA	VANNES AGGLO NATATION	---	2:36.77	770 pts
50 m :	32.61 (32.61)	100 m :	1:12.13 (39.52) [1:12.13]	150 m :	2:01.34 (49.21)	200 m :	2:36.77 (35.43) [1:24.64]
32.	HOAREAU Yoen	2008	FRA	C.N DU FLORIVAL	---	2:40.36	727 pts
50 m :	36.14 (36.14)	100 m :	1:16.00 (39.86) [1:16.00]	150 m :	2:04.03 (48.03)	200 m :	2:40.36 (36.33) [1:24.36]
33.	JAEGY Julien	2009	FRA	DAUPHINS DE ST-LOUIS	---	2:40.65	723 pts
50 m :	33.45 (33.45)	100 m :	1:15.55 (42.10) [1:15.55]	150 m :	2:05.32 (49.77)	200 m :	2:40.65 (35.33) [1:25.10]
34.	TRICOIRE Lucas	2009	FRA	CN MARSEILLE	---	2:40.84	721 pts
50 m :	32.80 (32.80)	100 m :	1:15.79 (42.99) [1:15.79]	150 m :	2:02.69 (46.90)	200 m :	2:40.84 (38.15) [1:25.05]
35.	PERON Elyot	2009	FRA	AMBERIEU NAT BUGEY COTIERE	---	2:40.91	720 pts
50 m :	32.75 (32.75)	100 m :	1:15.63 (42.88) [1:15.63]	150 m :	2:04.69 (49.06)	200 m :	2:40.91 (36.22) [1:25.28]
36.	GODEFROY Gaspard	2009	FRA	CNP DE SAINT-LO	---	2:41.08	718 pts
50 m :	33.11 (33.11)	100 m :	1:17.77 (44.66) [1:17.77]	150 m :	2:02.95 (45.18)	200 m :	2:41.08 (38.13) [1:23.31]
37.	SERTTAS Noyan	2009	FRA	SN MONTGERON	---	2:42.08	706 pts
50 m :	34.76 (34.76)	100 m :	1:18.22 (43.46) [1:18.22]	150 m :	2:07.18 (48.96)	200 m :	2:42.08 (34.90) [1:23.86]
38.	COUTAREL Jean-Claude	2009	FRA	CERCLE AQUATIQUE PISCENOIS	---	2:42.38	703 pts
50 m :	32.09 (32.09)	100 m :	1:14.58 (42.49) [1:14.58]	150 m :	2:05.71 (51.13)	200 m :	2:42.38 (36.67) [1:27.80]
39.	DE VIVIE Yoann	2009	FRA	DAUPHINS TOULOUSE OEC	---	2:42.41	702 pts
50 m :	33.88 (33.88)	100 m :	1:15.04 (41.16) [1:15.04]	150 m :	2:06.16 (51.12)	200 m :	2:42.41 (36.25) [1:27.37]
40.	GOMEZ Esteban	2009	FRA	GRAND RODEZ NATATION	---	2:43.06	695 pts
50 m :	36.10 (36.10)	100 m :	1:20.48 (44.38) [1:20.48]	150 m :	2:06.42 (45.94)	200 m :	2:43.06 (36.64) [1:22.58]
41.	CLÉMENT Constant	2009	FRA	ANDELLE NATATION	---	2:44.33	680 pts
50 m :	33.94 (33.94)	100 m :	1:20.04 (46.10) [1:20.04]	150 m :	2:05.20 (45.16)	200 m :	2:44.33 (39.13) [1:24.29]
42.	PAVLOVIC Luka	2009	FRA	SN MONTGERON	---	2:46.05	660 pts
50 m :	34.20 (34.20)	100 m :	1:20.52 (46.32) [1:20.52]	150 m :	2:08.89 (48.37)	200 m :	2:46.05 (37.16) [1:25.53]
43.	MURACCIOLI Anakko	2009	FRA	AS MONACO NATATION	---	2:46.12	660 pts
50 m :	37.73 (37.73)	100 m :	1:21.91 (44.18) [1:21.91]	150 m :	2:09.94 (48.03)	200 m :	2:46.12 (36.18) [1:24.21]
44.	CHELLAOUY Younes	2009	FRA	JEANNE D'ARC DRANCY	---	2:47.55	643 pts
50 m :	35.38 (35.38)	100 m :	1:17.09 (41.71) [1:17.09]	150 m :	2:07.01 (49.92)	200 m :	2:47.55 (40.54) [1:30.46]
---	DOMBEK--MIRO Alexander	2008	FRA	AQUA VALLÉE-DE-CHEVREUSE	---	DSQ	
---	CHRISTIN-JENKINS Ronan	2009	FRA	A ASEC NATATION SAINT-PAUL REU	---	DNS dec	

Résultats

[Cotation FFN]

Records du 200 Nage Libre Dames

Meilleures Performances Françaises 14 ans: **2:03.86** BONNET Charlotte (1995) FRA 23/07/2009 TAMPERE
 Meilleures Performances Françaises 13 ans: **2:07.36** MOREAU Kaxandra (2006) FRA 20/07/2019 CAEN
 Meilleures Performances Françaises 12 ans: **2:12.10** MOREAU Kaxandra (2006) FRA 22/06/2018 SCHILTIGHEIM
 Meilleures Performances Françaises 11 ans: **2:19.87** MOREAU Kaxandra (2006) FRA 23/06/2017 MASSY

CUMUL : 200 Nage Libre Dames - (Jeunes 3 : 13 ans)

[J2 : Di 19/12/2021 - R4]

1.	CRIPPS Amélia	2008	FRA	SPN POITIERS	4:24.42
2.	SOLDERMANN Maeva	2008	FRA	DAUPHINS DE ST-LOUIS	4:24.52
3.	RAY Lea	2008	FRA	CNS VALLAURIS	4:25.43
4.	BARRANGER Clara	2008	FRA	CANET 66 NATATION	4:26.54
5.	CAMPERGUE Tilia	2008	FRA	DAUPHINS TOULOUSE OEC	4:28.08
6.	BESSARD Maeline	2008	FRA	NAT VILLEFRANCHE EN BEAUJOLAIS	4:29.94
7.	JAQUEROD Lilou	2008	FRA	C VIKINGS DE ROUEN	4:31.66
8.	DESHAGETTE Chloé	2008	FRA	L'ESPADON CN FORT-DE-FRANCE	4:32.88
9.	CHUPIN Lucia	2008	FRA	CN FONTAINEBLEAU-AVON	4:33.21
10.	CLAUDIC Malaïka	2008	FRA	CANET 66 NATATION	4:33.48
11.	BAKAYOKO Betty	2008	FRA	VAL D'ESSONNE MENNECY AQUA CLU	4:33.52
12.	MANALLAH Ilyana	2008	FRA	GRENOBLE ALP'38	4:34.49
13.	DAOUST Lena	2008	FRA	ANDERNOS ESPADONS THALASSA	4:35.74
13.	SIMON Gabriela	2008	FRA	NANTES NATATION	4:35.74
15.	DELAIN Melissandre	2008	FRA	ANGERS NATATION	4:37.22
16.	NORET--JUILLIART Gwenaëlle	2008	FRA	CAPO CSL RVI LIMOGES NATATION	4:37.33

Finale A : 200 Nage Libre Dames - (Jeunes 3 : 13 ans)

[J2 : Di 19/12/2021 - R4]

1.	CRIPPS Amélia	2008	FRA	SPN POITIERS	---	2:11.52	1106 pts
50 m :	30.83 (30.83)	100 m :	1:04.57 (33.74) [1:04.57]	150 m :	1:38.57 (34.00)	200 m :	2:11.52 (32.95) [1:06.95]
2.	SOLDERMANN Maeva	2008	FRA	DAUPHINS DE ST-LOUIS	---	2:12.34	1093 pts
50 m :	30.94 (30.94)	100 m :	1:04.36 (33.42) [1:04.36]	150 m :	1:38.88 (34.52)	200 m :	2:12.34 (33.46) [1:07.98]
3.	RAY Lea	2008	FRA	CNS VALLAURIS	---	2:12.83	1086 pts
50 m :	30.22 (30.22)	100 m :	1:03.33 (33.11) [1:03.33]	150 m :	1:38.07 (34.74)	200 m :	2:12.83 (34.76) [1:09.50]
4.	BESSARD Maeline	2008	FRA	NAT VILLEFRANCHE EN BEAUJOLAIS	---	2:13.64	1073 pts
50 m :	30.34 (30.34)	100 m :	1:04.99 (34.65) [1:04.99]	150 m :	1:39.43 (34.44)	200 m :	2:13.64 (34.21) [1:08.65]
5.	CAMPERGUE Tilia	2008	FRA	DAUPHINS TOULOUSE OEC	---	2:13.79	1071 pts
50 m :	30.03 (30.03)	100 m :	1:03.49 (33.46) [1:03.49]	150 m :	1:38.61 (35.12)	200 m :	2:13.79 (35.18) [1:10.30]
6.	BARRANGER Clara	2008	FRA	CANET 66 NATATION	---	2:14.20	1065 pts
50 m :	31.19 (31.19)	100 m :	1:04.59 (33.40) [1:04.59]	150 m :	1:39.32 (34.73)	200 m :	2:14.20 (34.88) [1:09.61]
7.	JAQUEROD Lilou	2008	FRA	C VIKINGS DE ROUEN	---	2:15.71	1042 pts
50 m :	31.69 (31.69)	100 m :	1:05.72 (34.03) [1:05.72]	150 m :	1:41.49 (35.77)	200 m :	2:15.71 (34.22) [1:09.99]
8.	MANALLAH Ilyana	2008	FRA	GRENOBLE ALP'38	---	2:19.36	989 pts
50 m :	30.94 (30.94)	100 m :	1:05.09 (34.15) [1:05.09]	150 m :	1:41.50 (36.41)	200 m :	2:19.36 (37.86) [1:14.27]

Finale B : 200 Nage Libre Dames - (Jeunes 3 : 13 ans)

[J2 : Di 19/12/2021 - R4]

1.	BAKAYOKO Betty	2008	FRA	VAL D'ESSONNE MENNECY AQUA CLU	---	2:15.29	1049 pts
50 m :	31.44 (31.44)	100 m :	1:05.97 (34.53) [1:05.97]	150 m :	1:41.35 (35.38)	200 m :	2:15.29 (33.94) [1:09.32]
2.	CHUPIN Lucia	2008	FRA	CN FONTAINEBLEAU-AVON	---	2:15.70	1043 pts
50 m :	30.76 (30.76)	100 m :	1:04.50 (33.74) [1:04.50]	150 m :	1:40.64 (36.14)	200 m :	2:15.70 (35.06) [1:11.20]
3.	DESHAGETTE Chloé	2008	FRA	L'ESPADON CN FORT-DE-FRANCE	---	2:15.80	1041 pts
50 m :	31.19 (31.19)	100 m :	1:05.94 (34.75) [1:05.94]	150 m :	1:41.89 (35.95)	200 m :	2:15.80 (33.91) [1:09.86]
4.	CLAUDIC Malaïka	2008	FRA	CANET 66 NATATION	---	2:15.87	1040 pts
50 m :	30.86 (30.86)	100 m :	1:05.19 (34.33) [1:05.19]	150 m :	1:40.60 (35.41)	200 m :	2:15.87 (35.27) [1:10.68]
5.	DAOUST Lena	2008	FRA	ANDERNOS ESPADONS THALASSA	---	2:18.20	1006 pts
50 m :	31.87 (31.87)	100 m :	1:06.13 (34.26) [1:06.13]	150 m :	1:42.34 (36.21)	200 m :	2:18.20 (35.86) [1:12.07]
6.	SIMON Gabriela	2008	FRA	NANTES NATATION	---	2:18.33	1004 pts
50 m :	32.14 (32.14)	100 m :	1:07.17 (35.03) [1:07.17]	150 m :	1:43.41 (36.24)	200 m :	2:18.33 (34.92) [1:11.16]
7.	NORET--JUILLIART Gwenaëlle	2008	FRA	CAPO CSL RVI LIMOGES NATATION	---	2:18.90	996 pts
50 m :	31.70 (31.70)	100 m :	1:06.47 (34.77) [1:06.47]	150 m :	1:42.41 (35.94)	200 m :	2:18.90 (36.49) [1:12.43]
8.	DELAIN Melissandre	2008	FRA	ANGERS NATATION	---	2:20.14	978 pts
50 m :	32.17 (32.17)	100 m :	1:07.08 (34.91) [1:07.08]	150 m :	1:43.46 (36.38)	200 m :	2:20.14 (36.68) [1:13.06]

Résultats

CUMUL : 200 Nage Libre Dames - (Jeunes 1 & 2 : 11 - 12 ans)

[J2 : Di 19/12/2021 - R4]

1.	THIBULT Clara	2009	FRA	ASPTT NANCY					4:32.22
2.	AZIZI Lilia	2009	FRA	SN VERSAILLES					4:33.30
3.	LECHEVALIER Jeanne	2009	FRA	AMIENS METROPOLE NAT.					4:39.66
4.	BONNARD Heimaruiti	2009	FRA	FENUA SAUVETAGE NATATION					4:40.14
5.	MESMACQUE Rosalie	2010	FRA	DUNKERQUE NATATION					4:42.08
6.	LATASTE Leane	2009	FRA	SA MÉRIGNAC					4:44.40
7.	HENNEQUIN Juliette	2009	FRA	CN AVRANCHES					4:45.59
8.	LELIEVRE Lilou	2009	FRA	CN MARSEILLE					4:45.74
9.	CIRON VIDIL Lilou	2009	FRA	CN VIRY-CHÂTILLON					4:45.81
10.	BORNI Inès	2009	FRA	DAUPHINS TOULOUSE OEC					4:45.96
11.	JAFFUEL Ella	2009	FRA	CNO ST-GERMAIN-EN-LAYE					4:47.13
12.	ALLAIN Clémence	2010	FRA	DINAN NATATION SAUVETAGE					4:47.64
13.	FONS Eléonore	2009	FRA	AC HYÈRES					4:49.24
14.	VENTURA Vanessa	2010	FRA	C VIKINGS DE ROUEN					4:49.27
15.	LE ROUX Eden	2010	FRA	CN BREST					4:51.30
16.	HOAREAU Sarah	2010	FRA	CN CHALON-SUR-SAONE					4:54.15

Finale A : 200 Nage Libre Dames - (Jeunes 1 & 2 : 11 - 12 ans)

[J2 : Di 19/12/2021 - R4]

1.	THIBULT Clara	2009	FRA	ASPTT NANCY	---				2:14.49	1061 pts
50 m :	31.03 (31.03)	100 m :	1:05.30 (34.27) [1:05.30]	150 m :	1:40.69 (35.39)	200 m :	2:14.49 (33.80) [1:09.19]			
2.	AZIZI Lilia	2009	FRA	SN VERSAILLES	---				2:15.16	1051 pts
50 m :	31.64 (31.64)	100 m :	1:06.70 (35.06) [1:06.70]	150 m :	1:41.57 (34.87)	200 m :	2:15.16 (33.59) [1:08.46]			
3.	BONNARD Heimaruiti	2009	FRA	FENUA SAUVETAGE NATATION	---				2:19.39	988 pts
50 m :	31.59 (31.59)	100 m :	1:07.32 (35.73) [1:07.32]	150 m :	1:44.83 (37.51)	200 m :	2:19.39 (34.56) [1:12.07]			
4.	LECHEVALIER Jeanne	2009	FRA	AMIENS METROPOLE NAT.	---				2:20.13	978 pts
50 m :	30.95 (30.95)	100 m :	1:05.93 (34.98) [1:05.93]	150 m :	1:43.01 (37.08)	200 m :	2:20.13 (37.12) [1:14.20]			
5.	MESMACQUE Rosalie	2010	FRA	DUNKERQUE NATATION	---				2:21.39	960 pts
50 m :	32.88 (32.88)	100 m :	1:08.79 (35.91) [1:08.79]	150 m :	1:45.86 (37.07)	200 m :	2:21.39 (35.53) [1:12.60]			
6.	HENNEQUIN Juliette	2009	FRA	CN AVRANCHES	---				2:22.68	941 pts
50 m :	32.18 (32.18)	100 m :	1:07.83 (35.65) [1:07.83]	150 m :	1:45.81 (37.98)	200 m :	2:22.68 (36.87) [1:14.85]			
7.	CIRON VIDIL Lilou	2009	FRA	CN VIRY-CHÂTILLON	---				2:23.03	937 pts
50 m :	31.86 (31.86)	100 m :	1:08.05 (36.19) [1:08.05]	150 m :	1:45.80 (37.75)	200 m :	2:23.03 (37.23) [1:14.98]			
8.	ALLAIN Clémence	2010	FRA	DINAN NATATION SAUVETAGE	---				2:24.51	916 pts
50 m :	32.13 (32.13)	100 m :	1:10.25 (38.12) [1:10.25]	150 m :	1:46.85 (36.60)	200 m :	2:24.51 (37.66) [1:14.26]			

Finale B : 200 Nage Libre Dames - (Jeunes 1 & 2 : 11 - 12 ans)

[J2 : Di 19/12/2021 - R4]

1.	LATASTE Leane	2009	FRA	SA MÉRIGNAC	---				2:20.99	965 pts
50 m :	33.71 (33.71)	100 m :	1:09.41 (35.70) [1:09.41]	150 m :	1:45.97 (36.56)	200 m :	2:20.99 (35.02) [1:11.58]			
2.	BORNI Inès	2009	FRA	DAUPHINS TOULOUSE OEC	---				2:21.00	965 pts
50 m :	32.89 (32.89)	100 m :	1:08.37 (35.48) [1:08.37]	150 m :	1:45.16 (36.79)	200 m :	2:21.00 (35.84) [1:12.63]			
3.	LELIEVRE Lilou	2009	FRA	CN MARSEILLE	---				2:21.73	955 pts
50 m :	33.40 (33.40)	100 m :	1:09.47 (36.07) [1:09.47]	150 m :	1:46.95 (37.48)	200 m :	2:21.73 (34.78) [1:12.26]			
4.	JAFFUEL Ella	2009	FRA	CNO ST-GERMAIN-EN-LAYE	---				2:22.28	947 pts
50 m :	33.45 (33.45)	100 m :	1:09.62 (36.17) [1:09.62]	150 m :	1:46.89 (37.27)	200 m :	2:22.28 (35.39) [1:12.66]			
5.	VENTURA Vanessa	2010	FRA	C VIKINGS DE ROUEN	---				2:24.28	919 pts
50 m :	33.40 (33.40)	100 m :	1:10.01 (36.61) [1:10.01]	150 m :	1:47.04 (37.03)	200 m :	2:24.28 (37.24) [1:14.27]			
6.	FONS Eléonore	2009	FRA	AC HYÈRES	---				2:24.36	918 pts
50 m :	34.02 (34.02)	100 m :	1:10.28 (36.26) [1:10.28]	150 m :	1:47.54 (37.26)	200 m :	2:24.36 (36.82) [1:14.08]			
7.	LE ROUX Eden	2010	FRA	CN BREST	---				2:26.10	894 pts
50 m :	34.03 (34.03)	100 m :	1:10.84 (36.81) [1:10.84]	150 m :	1:49.15 (38.31)	200 m :	2:26.10 (36.95) [1:15.26]			
8.	HOAREAU Sarah	2010	FRA	CN CHALON-SUR-SAONE	---				2:28.86	856 pts
50 m :	32.45 (32.45)	100 m :	1:10.18 (37.73) [1:10.18]	150 m :	1:48.65 (38.47)	200 m :	2:28.86 (40.21) [1:18.68]			

Séries : 200 Nage Libre Dames - (Jeunes 3 : 13 ans)

[J2 : Di 19/12/2021 - R3]

QFA	1.	SOLDERMANN Maeva	2008	FRA	DAUPHINS DE ST-LOUIS	---			2:12.18	1096 pts
50 m :		29.98 (29.98)	100 m :	1:04.00 (34.02) [1:04.00]	150 m :	1:39.30 (35.30)	200 m :	2:12.18 (32.88) [1:08.18]		

Résultats
(Suite) Séries : 200 Nage Libre Dames - (Jeunes 3 : 13 ans)

[J2 : Di 19/12/2021 - R3]

QFA	2.	BARRANGER Clara	2008	FRA	CANET 66 NATATION	---	2:12.34	1093 pts
	50 m :	31.12 (31.12)	100 m :	1:04.03 (32.91) [1:04.03]	150 m :	1:38.93 (34.90)	200 m :	2:12.34 (33.41) [1:08.31]
QFA	3.	RAY Lea	2008	FRA	CNS VALLAURIS	---	2:12.60	1089 pts
	50 m :	29.94 (29.94)	100 m :	1:02.86 (32.92) [1:02.86]	150 m :	1:37.74 (34.88)	200 m :	2:12.60 (34.86) [1:09.74]
QFA	4.	CRIPPS Amélia	2008	FRA	SPN POITIERS	---	2:12.90	1085 pts
	50 m :	31.04 (31.04)	100 m :	1:05.05 (34.01) [1:05.05]	150 m :	1:39.61 (34.56)	200 m :	2:12.90 (33.29) [1:07.85]
QFA	5.	CAMPERGUE Tilia	2008	FRA	DAUPHINS TOULOUSE OEC	---	2:14.29	1064 pts
	50 m :	30.63 (30.63)	100 m :	1:04.41 (33.78) [1:04.41]	150 m :	1:39.58 (35.17)	200 m :	2:14.29 (34.71) [1:09.88]
QFA	6.	MANALLAH Ilyana	2008	FRA	GRENOBLE ALP'38	---	2:15.13	1051 pts
	50 m :	30.75 (30.75)	100 m :	1:04.10 (33.35) [1:04.10]	150 m :	1:39.50 (35.40)	200 m :	2:15.13 (35.63) [1:11.03]
QFA	7.	JAQUEROD Lilou	2008	FRA	C VIKINGS DE ROUEN	---	2:15.95	1039 pts
	50 m :	31.39 (31.39)	100 m :	1:05.94 (34.55) [1:05.94]	150 m :	1:41.01 (35.07)	200 m :	2:15.95 (34.94) [1:10.01]
QFA	8.	BESSARD Maeline	2008	FRA	NAT VILLEFRANCHE EN BEAUJOLAIS	---	2:16.30	1034 pts
	50 m :	30.85 (30.85)	100 m :	1:05.26 (34.41) [1:05.26]	150 m :	1:41.73 (36.47)	200 m :	2:16.30 (34.57) [1:11.04]
QFB	9.	LOURADOUR Anaïs	2008	FRA	DAUPHINS TOULOUSE OEC	---	2:16.57	1030 pts
	50 m :	31.17 (31.17)	100 m :	1:06.75 (35.58) [1:06.75]	150 m :	1:41.81 (35.06)	200 m :	2:16.57 (34.76) [1:09.82]
QFB	10.	DELAIN Melissandre	2008	FRA	ANGERS NATATION	---	2:17.08	1022 pts
	50 m :	30.57 (30.57)	100 m :	1:05.43 (34.86) [1:05.43]	150 m :	1:41.19 (35.76)	200 m :	2:17.08 (35.89) [1:11.65]
QFB	10.	DESHAGETTE Chloé	2008	FRA	L'ESPADON CN FORT-DE-FRANCE	---	2:17.08	1022 pts
	50 m :	30.83 (30.83)	100 m :	1:05.82 (34.99) [1:05.82]	150 m :	1:41.91 (36.09)	200 m :	2:17.08 (35.17) [1:11.26]
QFB	12.	SIMON Gabriela	2008	FRA	NANTES NATATION	---	2:17.41	1017 pts
	50 m :	31.28 (31.28)	100 m :	1:06.84 (35.56) [1:06.84]	150 m :	1:42.84 (36.00)	200 m :	2:17.41 (34.57) [1:10.57]
QFB	13.	CHUPIN Lucia	2008	FRA	CN FONTAINEBLEAU-AVON	---	2:17.51	1016 pts
	50 m :	31.71 (31.71)	100 m :	1:05.90 (34.19) [1:05.90]	150 m :	1:42.36 (36.46)	200 m :	2:17.51 (35.15) [1:11.61]
QFB	14.	DAOUST Lena	2008	FRA	ANDERNOS ESPADONS THALASSA	---	2:17.54	1015 pts
	50 m :	32.38 (32.38)	100 m :	1:07.57 (35.19) [1:07.57]	150 m :	1:43.25 (35.68)	200 m :	2:17.54 (34.29) [1:09.97]
QFB	15.	CLAUDIC Malaïka	2008	FRA	CANET 66 NATATION	---	2:17.61	1014 pts
	50 m :	30.95 (30.95)	100 m :	1:05.02 (34.07) [1:05.02]	150 m :	1:41.41 (36.39)	200 m :	2:17.61 (36.20) [1:12.59]
QFB	16.	BAKAYOKO Betty	2008	FRA	VAL D'ESSONNE MENNECY AQUA CLU	---	2:18.23	1005 pts
	50 m :	30.20 (30.20)	100 m :	1:04.80 (34.60) [1:04.80]	150 m :	1:41.00 (36.20)	200 m :	2:18.23 (37.23) [1:13.43]
	17.	NORET--JUILLIART Gwenaëlle	2008	FRA	CAPO CSL RVI LIMOGES NATATION	---	2:18.43	1002 pts
	50 m :	32.55 (32.55)	100 m :	1:07.67 (35.12) [1:07.67]	150 m :	1:43.58 (35.91)	200 m :	2:18.43 (34.85) [1:10.76]
	18.	GAUTHIER Jeanne-Lise	2008	FRA	CN CHALON-SUR-SAONE	---	2:18.49	1002 pts
	50 m :	31.86 (31.86)	100 m :	1:06.53 (34.67) [1:06.53]	150 m :	1:43.10 (36.57)	200 m :	2:18.49 (35.39) [1:11.96]
	19.	CARBONNIER Zélie	2008	FRA	DUNKERQUE NATATION	---	2:19.16	992 pts
	50 m :	31.26 (31.26)	100 m :	1:06.81 (35.55) [1:06.81]	150 m :	1:43.30 (36.49)	200 m :	2:19.16 (35.86) [1:12.35]
	20.	SERRA Carla	2008	FRA	CANET 66 NATATION	---	2:19.18	992 pts
	50 m :	31.07 (31.07)	100 m :	1:06.27 (35.20) [1:06.27]	150 m :	1:42.34 (36.07)	200 m :	2:19.18 (36.84) [1:12.91]
	21.	AVENEL Margot	2008	FRA	DAUPHINS DE ST-LOUIS	---	2:19.25	991 pts
	50 m :	31.92 (31.92)	100 m :	1:06.67 (34.75) [1:06.67]	150 m :	1:43.54 (36.87)	200 m :	2:19.25 (35.71) [1:12.58]
	22.	BIZE Eva	2008	FRA	SN VERSAILLES	---	2:19.32	989 pts
	50 m :	32.23 (32.23)	100 m :	1:08.14 (35.91) [1:08.14]	150 m :	1:43.85 (35.71)	200 m :	2:19.32 (35.47) [1:11.18]
	23.	LOAËC Clémence	2008	FRA	CN BREST	---	2:19.36	989 pts
	50 m :	30.92 (30.92)	100 m :	1:05.04 (34.12) [1:05.04]	150 m :	1:41.10 (36.06)	200 m :	2:19.36 (38.26) [1:14.32]
	24.	VAN NOORT Lynn	2008	FRA	ETUDIANT CLUB ORLEANS NATATION	---	2:19.71	984 pts
	50 m :	32.43 (32.43)	100 m :	1:08.83 (36.40) [1:08.83]	150 m :	1:45.17 (36.34)	200 m :	2:19.71 (34.54) [1:10.88]
	25.	TROUVE Lyne	2008	FRA	CLUB DE NATATION DE SASSENAGE	---	2:19.97	980 pts
	50 m :	30.80 (30.80)	100 m :	1:06.48 (35.68) [1:06.48]	150 m :	1:43.19 (36.71)	200 m :	2:19.97 (36.78) [1:13.49]
	26.	ARMATOL Garance	2008	FRA	MONTÉLIMAR NAUTIC CLUB	---	2:20.08	979 pts
	50 m :	32.38 (32.38)	100 m :	1:07.55 (35.17) [1:07.55]	150 m :	1:44.20 (36.65)	200 m :	2:20.08 (35.88) [1:12.53]
	27.	CASSAR Manoli	2008	FRA	GRENOBLE ALP'38	---	2:20.36	974 pts
	50 m :	32.12 (32.12)	100 m :	1:07.22 (35.10) [1:07.22]	150 m :	1:45.49 (38.27)	200 m :	2:20.36 (34.87) [1:13.14]
	28.	PETILLON Constance	2008	FRA	ANGERS NATATION	---	2:20.77	969 pts
	50 m :	32.02 (32.02)	100 m :	1:08.18 (36.16) [1:08.18]	150 m :	1:43.97 (35.79)	200 m :	2:20.77 (36.80) [1:12.59]
	29.	DEMONTE Jeanne	2008	FRA	MONTPELLIER METROPOLE NATATION	---	2:21.01	965 pts
	50 m :	32.24 (32.24)	100 m :	1:07.62 (35.38) [1:07.62]	150 m :	1:45.13 (37.51)	200 m :	2:21.01 (35.88) [1:13.39]
	30.	DERET Louise	2008	FRA	NEPTUNE CLUB DE FRANCE	---	2:21.56	957 pts
	50 m :	31.70 (31.70)	100 m :	1:07.72 (36.02) [1:07.72]	150 m :	1:44.18 (36.46)	200 m :	2:21.56 (37.38) [1:13.84]
	31.	FERE Anaëlle	2008	FRA	GRAVELINES NATATION	---	2:21.91	952 pts
	50 m :	32.35 (32.35)	100 m :	1:08.62 (36.27) [1:08.62]	150 m :	1:46.04 (37.42)	200 m :	2:21.91 (35.87) [1:13.29]
	32.	GRANGEON Lucille	2008	FRA	CN MARSEILLE	---	2:22.31	947 pts
	50 m :	32.10 (32.10)	100 m :	1:08.20 (36.10) [1:08.20]	150 m :	1:45.56 (37.36)	200 m :	2:22.31 (36.75) [1:14.11]

Résultats

(Suite) Séries : 200 Nage Libre Dames - (Jeunes 3 : 13 ans)

[J2 : Di 19/12/2021 - R3]

33.	KLINK Manon	2008	FRA	DAUPHINS DE ST-LOUIS	---	2:22.48	944 pts
50 m :	32.71 (32.71)	100 m :	1:08.87 (36.16)	150 m :	1:46.12 (37.25)	200 m :	2:22.48 (36.36)
34.	THOMAS Saphir	2008	FRA	SCHOELCHER NATATION 2000	---	2:22.55	943 pts
50 m :	32.13 (32.13)	100 m :	1:07.51 (35.38)	150 m :	1:45.09 (37.58)	200 m :	2:22.55 (37.46)
35.	NAMDARIAN Shirin	2008	ITA	TEAM STRASBOURG SNS-ASPTT-PCS	---	2:23.09	936 pts
50 m :	31.33 (31.33)	100 m :	1:06.86 (35.53)	150 m :	1:44.97 (38.11)	200 m :	2:23.09 (38.12)
36.	FOURNIER DEWILDE Maud	2008	FRA	P.V GRANDVILLIERS NATATION	---	2:23.81	926 pts
50 m :	32.38 (32.38)	100 m :	1:08.11 (35.73)	150 m :	1:46.48 (38.37)	200 m :	2:23.81 (37.33)
37.	DUPUPED Lou-Anne	2008	FRA	LYON NATATION METROPOLE	---	2:23.93	924 pts
50 m :	31.04 (31.04)	100 m :	1:07.21 (36.17)	150 m :	1:46.23 (39.02)	200 m :	2:23.93 (37.70)
38.	PLOQUIN KERouredan Anna	2008	FRA	DOUARNENEZ NATATION	---	2:24.01	923 pts
50 m :	31.30 (31.30)	100 m :	1:07.82 (36.52)	150 m :	1:46.55 (38.73)	200 m :	2:24.01 (37.46)
39.	RAOUZAIUO Artémis	2008	GRE	TEAM STRASBOURG SNS-ASPTT-PCS	---	2:24.53	915 pts
50 m :	32.02 (32.02)	100 m :	1:08.61 (36.59)	150 m :	1:46.65 (38.04)	200 m :	2:24.53 (37.88)
40.	KRIER Laurine	2008	FRA	SN METZ	---	2:24.82	911 pts
50 m :	33.02 (33.02)	100 m :	1:10.45 (37.43)	150 m :	1:47.99 (37.54)	200 m :	2:24.82 (38.83)
41.	CUREAU Lys	2008	FRA	CSN GUYANCOURT	---	2:25.20	906 pts
50 m :	33.24 (33.24)	100 m :	1:09.46 (36.22)	150 m :	1:48.01 (38.55)	200 m :	2:25.20 (37.19)
42.	CHAMBON Kate	2008	FRA	GRENOBLE ALP'38	---	2:25.62	900 pts
50 m :	32.15 (32.15)	100 m :	1:08.64 (36.49)	150 m :	1:47.37 (38.73)	200 m :	2:25.62 (38.25)
43.	CLEMENT Lilly	2008	FRA	A.S.M BELFORT NATATION	---	2:26.18	893 pts
50 m :	32.48 (32.48)	100 m :	1:09.20 (36.72)	150 m :	1:47.26 (38.06)	200 m :	2:26.18 (38.92)
44.	MARQUE Lola	2008	FRA	CN NEUFCHÂTEAU	---	2:26.67	886 pts
50 m :	32.94 (32.94)	100 m :	1:08.97 (36.03)	150 m :	1:47.85 (38.88)	200 m :	2:26.67 (38.82)
45.	SIMEON-KNAEBEL Lilie	2008	FRA	E.P SEMEAC TARBES NAT	---	2:28.67	859 pts
50 m :	33.40 (33.40)	100 m :	1:10.87 (37.47)	150 m :	1:51.23 (40.36)	200 m :	2:28.67 (37.44)
46.	VOSGHIE Maella	2008	FRA	DINARD OLYMPIQUE N	---	2:28.94	855 pts
50 m :	32.41 (32.41)	100 m :	1:10.72 (38.31)	150 m :	1:49.55 (38.83)	200 m :	2:28.94 (39.39)
---	LECHAT Adèle	2008	FRA	CN BEAUPREAU	---	DNS	dec

Séries : 200 Nage Libre Dames - (Jeunes 1 & 2 : 11 - 12 ans)

[J2 : Di 19/12/2021 - R3]

QFA	1.	THIBULT Clara	2009	FRA	ASPTT NANCY	---	2:17.73	1013 pts
50 m :	31.60 (31.60)	100 m :	1:07.56 (35.96)	150 m :	1:42.68 (35.12)	200 m :	2:17.73 (35.05)	
QFA	2.	AZIZI Lilia	2009	FRA	SN VERSAILLES	---	2:18.14	1007 pts
50 m :	31.27 (31.27)	100 m :	1:06.33 (35.06)	150 m :	1:42.85 (36.52)	200 m :	2:18.14 (35.29)	
QFA	3.	LECHEVALIER Jeanne	2009	FRA	AMIENS METROPOLE NAT.	---	2:19.53	986 pts
50 m :	31.35 (31.35)	100 m :	1:05.74 (34.39)	150 m :	1:42.43 (36.69)	200 m :	2:19.53 (37.10)	
QFA	4.	MESMACQUE Rosalie	2010	FRA	DUNKERQUE NATATION	---	2:20.69	970 pts
50 m :	32.67 (32.67)	100 m :	1:08.40 (35.73)	150 m :	1:44.99 (36.59)	200 m :	2:20.69 (35.70)	
QFA	5.	BONNARD Heimaruiti	2009	FRA	FENUA SAUVETAGE NATATION	---	2:20.75	969 pts
50 m :	30.73 (30.73)	100 m :	1:06.10 (35.37)	150 m :	1:43.05 (36.95)	200 m :	2:20.75 (37.70)	
QFA	6.	CIRON VIDIL Lilou	2009	FRA	CN VIRY-CHÂTILLON	---	2:22.78	940 pts
50 m :	33.40 (33.40)	100 m :	1:09.80 (36.40)	150 m :	1:47.42 (37.62)	200 m :	2:22.78 (35.36)	
QFA	7.	HENNEQUIN Juliette	2009	FRA	CN AVRANCHES	---	2:22.91	938 pts
50 m :	31.96 (31.96)	100 m :	1:06.61 (34.65)	150 m :	1:44.73 (38.12)	200 m :	2:22.91 (38.18)	
QFA	8.	ALLAIN Clémence	2010	FRA	DINAN NATATION SAUVETAGE	---	2:23.13	935 pts
50 m :	32.88 (32.88)	100 m :	1:08.01 (35.13)	150 m :	1:46.96 (38.95)	200 m :	2:23.13 (36.17)	
QFB	9.	LATASTE Leane	2009	FRA	SA MÉRIGNAC	---	2:23.41	931 pts
50 m :	33.15 (33.15)	100 m :	1:09.39 (36.24)	150 m :	1:46.41 (37.02)	200 m :	2:23.41 (37.00)	
QFB	10.	LELIEVRE Lilou	2009	FRA	CN MARSEILLE	---	2:24.01	923 pts
50 m :	32.95 (32.95)	100 m :	1:09.72 (36.77)	150 m :	1:47.58 (37.86)	200 m :	2:24.01 (36.43)	
QFB	11.	JAFFUEL Ella	2009	FRA	CNO ST-GERMAIN-EN-LAYE	---	2:24.85	911 pts
50 m :	32.31 (32.31)	100 m :	1:09.60 (37.29)	150 m :	1:46.76 (37.16)	200 m :	2:24.85 (38.09)	
QFB	12.	FONS Eléonore	2009	FRA	AC HYÈRES	---	2:24.88	911 pts
50 m :	33.09 (33.09)	100 m :	1:10.07 (36.98)	150 m :	1:47.04 (36.97)	200 m :	2:24.88 (37.84)	
QFB	13.	BORNI Inès	2009	FRA	DAUPHINS TOULOUSE OEC	---	2:24.96	910 pts
50 m :	32.82 (32.82)	100 m :	1:09.73 (36.91)	150 m :	1:48.71 (38.98)	200 m :	2:24.96 (36.25)	
QFB	14.	VENTURA Vanessa	2010	FRA	C VIKINGS DE ROUEN	---	2:24.99	909 pts
50 m :	---	100 m :	1:10.26 (1:10.26)	150 m :	---	200 m :	2:24.99 (1:14.73)	

Résultats

(Suite) Séries : 200 Nage Libre Dames - (Jeunes 1 & 2 : 11 - 12 ans)

[J2 : Di 19/12/2021 - R3]

QFB	15.	LE ROUX Eden	2010	FRA	CN BREST	---	2:25.20	906 pts
	50 m :	32.92 (32.92)	100 m :	1:10.22 (37.30) [1:10.22]	150 m :	1:48.53 (38.31)	200 m :	2:25.20 (36.67) [1:14.98]
QFB	16.	HOAREAU Sarah	2010	FRA	CN CHALON-SUR-SAONE	---	2:25.29	905 pts
	50 m :	32.87 (32.87)	100 m :	1:09.18 (36.31) [1:09.18]	150 m :	1:47.79 (38.61)	200 m :	2:25.29 (37.50) [1:16.11]
	17.	ARCHAMBAULT Océane	2009	FRA	AS MONACO NATATION	---	2:25.53	902 pts
	50 m :	31.81 (31.81)	100 m :	1:09.48 (37.67) [1:09.48]	150 m :	1:47.85 (38.37)	200 m :	2:25.53 (37.68) [1:16.05]
	18.	DELAMARE Romane	2009	FRA	C VIKINGS DE ROUEN	---	2:25.92	896 pts
	50 m :	33.28 (33.28)	100 m :	1:10.31 (37.03) [1:10.31]	150 m :	1:49.14 (38.83)	200 m :	2:25.92 (36.78) [1:15.61]
	19.	TSIA-KING-FUNG Sarah	2009	FRA	ST-DENIS RÉUNION	---	2:26.02	895 pts
	50 m :	33.42 (33.42)	100 m :	1:09.80 (36.38) [1:09.80]	150 m :	1:48.03 (38.23)	200 m :	2:26.02 (37.99) [1:16.22]
	20.	MENARD Fiorella	2009	FRA	NANTES NATATION	---	2:26.17	893 pts
	50 m :	33.39 (33.39)	100 m :	1:10.13 (36.74) [1:10.13]	150 m :	1:49.12 (38.99)	200 m :	2:26.17 (37.05) [1:16.04]
	21.	GIGANON Morgane	2009	FRA	MONTLUÇON NATATION	---	2:26.23	892 pts
	50 m :	32.53 (32.53)	100 m :	1:08.46 (35.93) [1:08.46]	150 m :	1:47.26 (38.80)	200 m :	2:26.23 (38.97) [1:17.77]
	22.	WUNSCHÉL GELIN Romane	2009	FRA	ALLIANCE DIJON NATATION	---	2:26.41	889 pts
	50 m :	33.33 (33.33)	100 m :	1:11.31 (37.98) [1:11.31]	150 m :	1:50.26 (38.95)	200 m :	2:26.41 (36.15) [1:15.10]
	23.	ROULOFF Penelope	2009	FRA	A ASEC NATATION SAINT-PAUL REU	---	2:27.93	869 pts
	50 m :	33.34 (33.34)	100 m :	1:10.92 (37.58) [1:10.92]	150 m :	1:51.34 (40.42)	200 m :	2:27.93 (36.59) [1:17.01]
	24.	LAIDLAW Emilie	2009	FRA	SUD SAUVAGE NATATION SAINT PHI	---	2:27.99	868 pts
	50 m :	33.41 (33.41)	100 m :	1:10.36 (36.95) [1:10.36]	150 m :	1:50.03 (39.67)	200 m :	2:27.99 (37.96) [1:17.63]
	25.	BODEMAR-ROUQUETTE Lisa	2009	FRA	C.S MONTERELAIS NATATION	---	2:28.20	865 pts
	50 m :	33.96 (33.96)	100 m :	1:11.49 (37.53) [1:11.49]	150 m :	1:51.55 (40.06)	200 m :	2:28.20 (36.65) [1:16.71]
	26.	CAZAL Julie	2009	FRA	AQUATIC CLUB DE L'EST REUNION	---	2:28.61	860 pts
	50 m :	33.04 (33.04)	100 m :	1:12.07 (39.03) [1:12.07]	150 m :	1:50.40 (38.33)	200 m :	2:28.61 (38.21) [1:16.54]
	27.	MOREL Chloé	2009	FRA	L'ESPADON CN FORT-DE-FRANCE	---	2:28.80	857 pts
	50 m :	34.17 (34.17)	100 m :	1:11.01 (36.84) [1:11.01]	150 m :	1:51.04 (40.03)	200 m :	2:28.80 (37.76) [1:17.79]
	28.	BRUYAT Maelys	2009	FRA	DAUPHINS ROMANIS PÉAGEOIS	---	2:28.93	855 pts
	50 m :	32.77 (32.77)	100 m :	1:10.15 (37.38) [1:10.15]	150 m :	1:49.78 (39.63)	200 m :	2:28.93 (39.15) [1:18.78]
	29.	BRUKARZ Chiara	2009	FRA	CN MENTON	---	2:29.44	848 pts
	50 m :	33.68 (33.68)	100 m :	1:11.31 (37.63) [1:11.31]	150 m :	1:51.68 (40.37)	200 m :	2:29.44 (37.76) [1:18.13]
	30.	TRAVERS Carmen	2010	FRA	DAUPHINS TOULOUSE OEC	---	2:29.48	848 pts
	50 m :	35.24 (35.24)	100 m :	1:13.43 (38.19) [1:13.43]	150 m :	1:52.58 (39.15)	200 m :	2:29.48 (36.90) [1:16.05]
	31.	STRADY Clementine	2010	FRA	ES MASSY NATATION	---	2:30.07	840 pts
	50 m :	33.74 (33.74)	100 m :	1:11.57 (37.83) [1:11.57]	150 m :	1:51.68 (40.11)	200 m :	2:30.07 (38.39) [1:18.50]
	32.	DUPONT Elysa	2009	FRA	EN PONTIVY	---	2:30.85	830 pts
	50 m :	---	100 m :	1:12.43 (1:12.43) [1:12.43]	150 m :	---	200 m :	2:30.85 (1:18.42) [1:18.42]
	33.	METAIRIE Charlotte	2009	FRA	CANET 66 NATATION	---	2:31.49	821 pts
	50 m :	34.52 (34.52)	100 m :	1:13.71 (39.19) [1:13.71]	150 m :	1:53.22 (39.51)	200 m :	2:31.49 (38.27) [1:17.78]
	34.	BETTIQUI Ferroudja	2010	FRA	SN MONTGERON	---	2:34.28	785 pts
	50 m :	33.87 (33.87)	100 m :	1:12.48 (38.61) [1:12.48]	150 m :	1:53.08 (40.60)	200 m :	2:34.28 (41.20) [1:21.80]
	35.	GALLE-MICHON Noemy	2010	FRA	GRENOBLE ALP'38	---	2:42.99	676 pts
	50 m :	36.14 (36.14)	100 m :	1:18.15 (42.01) [1:18.15]	150 m :	2:02.13 (43.98)	200 m :	2:42.99 (40.86) [1:24.84]
	---	CARBONNIER Mily	2010	FRA	DUNKERQUE NATATION		DNS	dec

Résultats

[Cotation FFN]

Séries : 4x100 4 Nages Mixtes

[J2 : Di 19/12/2021 - R4]

1.	RENAULT Léandre	1:02.69	2007	FRA	SN VERSAILLES	---	4:26.28	1023 pts
	SAUZEAU Lilou	1:19.43	2009	FRA		+0.00		
	CONDETTE Amaury	1:01.68	2007	FRA		+0.44		
	AZIZI Lilia	1:02.48	2009	FRA		+0.65		
2.	AMESCUA Natalia	1:10.34	2008	USA	CNO ST-GERMAIN-EN-LAYE	---	4:28.26	1010 pts
	TISSIER Noah	1:13.74	2007	FRA		+0.54		
	TOURNAY Sarah	1:08.54	2008	FRA		+0.82		
	MOUSSA Adam-Samy	55.64	2007	FRA		+0.29		
3.	DUTRIAUX Néo	1:01.77	2007	FRA	OLYMPIC NICE NATATION	---	4:32.22	985 pts
	LOPEZ Maxime	1:13.48	2007	FRA		+0.44		
	MORETTI Angie	1:08.84	2008	FRA		+0.00		
	JOBERT Camille	1:08.13	2008	FRA		+0.34		
4.	DERET Louise	1:13.29	2008	FRA	NEPTUNE CLUB DE FRANCE	---	4:32.33	984 pts
	VANDELOGT Sebastian	1:14.33	2007	BEL		+0.16		
	KOUADIO-LE REST Liam	1:01.08	2007	FRA		+0.43		
	BECKER Lola	1:03.63	2008	FRA		+0.00		
5.	BRUNET Victor	1:08.59	2008	FRA	CN CÉVENNES ALÈS	---	4:33.34	977 pts
	VELAY Jade	1:17.94	2008	FRA		+0.58		
	KHENOUNE Younes	1:04.38	2007	FRA		+0.48		
	RADOVICI Giulia	1:02.43	2008	FRA		+0.27		
6.	LOPEZ Thibaut	1:03.71	2007	FRA	ALLIANCE DIJON NATATION	---	4:36.15	959 pts
	BONET Emma	1:23.10	2008	FRA		+0.21		
	BOUCHY Noa	1:04.85	2007	FRA		+0.50		
	LESEUR Emilie	1:04.49	2008	FRA		+0.41		
7.	CHAMBON Kate	1:12.00	2008	FRA	GRENOBLE ALP'38	---	4:36.53	957 pts
	REGNIER Yanis	1:13.67	2007	FRA		+0.35		
	MANALLAH Ilyana	1:10.13	2008	FRA		+0.39		
	ROUAN Quentin	1:00.73	2008	FRA		+0.47		
8.	CORNU Mathis	1:07.23	2007	FRA	CN ANTIBES	---	4:38.24	946 pts
	PIETTE Theodora	1:24.82	2008	FRA		+0.63		
	STRAZZABOSCO Quentin	1:01.23	2007	FRA		+0.26		
	DARRIGADE Mila	1:04.96	2008	FRA		+0.57		
9.	DEBERTRAND Charlotte	1:12.70	2008	FRA	GIRONDINS BORDEAUX	---	4:38.39	945 pts
	PELÉ-VALERO Anaïs	1:23.48	2008	FRA		+0.51		
	LAFOSSE Jules	1:03.58	2007	FRA		+0.45		
	BOURLET Thomas	58.63	2008	FRA		+0.78		
10.	BOURNE Raiyani	1:19.34	2009	FRA	I MUA NATATION	---	4:40.95	929 pts
	LEFAIT Mateo	1:16.66	2007	FRA		+0.45		
	OOPA Teherearii	1:01.00	2008	FRA		+0.50		
	TAUMIHAU-GATIEN Vaihau	1:03.95	2008	FRA		+0.57		
11.	NORMAND Charlotte	1:11.66	2008	FRA	MONTPELLIER METROPOLE NAT...	---	4:41.26	927 pts
	DEBLOCK Lola	1:22.93	2008	FRA		+0.86		
	LEFEVRE Bixente	1:03.85	2007	FRA		+0.39		
	VERILHAC Milo	1:02.82	2008	FRA		+0.43		
12.	CROSNIER Anaïs	1:14.29	2008	FRA	ANGERS NATATION	---	4:42.01	922 pts
	TRANEL Martin	1:18.52	2007	FRA		+0.46		
	HINFRAY Gaetan	1:05.41	2008	FRA		+0.43		
	PETILLON Constance	1:03.79	2008	FRA		+0.51		
13.	FADDA SAUVAGEOT	1:06.40	2007	FRA	CN CHALON-SUR-SAONE	---	4:42.77	918 pts
	Roméo-César	1:16.45	2007	FRA		+0.24		
	HILTBRAND Léo	1:15.65	2008	FRA		+0.36		
	GAUTHIER Jeanne-Lise	1:04.27	2010	FRA		+0.46		
	HOAREAU Sarah							

Résultats

(Suite) Séries : 4x100 4 Nages Mixtes

[J2 : Di 19/12/2021 - R4]

14.	CARBONNIER Mily	1:19.68	2010	FRA	DUNKERQUE NATATION	---	4:43.31	914 pts
	WALLET Noa	1:12.98	2007	FRA		---		
	CHMIELEWSKI Martin	1:06.40	2007	FRA		+0.56		
	CARBONNIER Zélie	1:04.25	2008	FRA		+0.16		
15.	CASTREC Rémi	1:08.60	2007	FRA	DOUARNENEZ NATATION	---	4:44.75	905 pts
	KERVAREC Gaele	1:25.67	2008	FRA		+0.48		
	PLOQUIN KEROUREDAN Anna	1:11.38	2008	FRA		+0.44		
	COURROT Kerian	59.10	2007	FRA		+0.19		
16.	D'AGOSTINO Loris	1:05.97	2007	FRA	CN MARSEILLE	---	4:44.99	904 pts
	GRANGEON Lucille	1:25.48	2008	FRA		+0.51		
	TRICOIRE Lucas	1:08.15	2009	FRA		+0.35		
	LELIEVRE Lilou	1:05.39	2009	FRA		+0.00		
17.	DOMBEK--MIRO Alexander	1:09.55	2008	FRA	AQUA VALLÉE-DE-CHEVREUSE	---	4:45.23	903 pts
	LEE-BOUHOURS Florian	1:14.62	2007	FRA		+0.45		
	FREMION Capucine-Latinka	1:12.80	2008	FRA		+0.53		
	SANANIKONE Emma	1:08.26	2010	FRA		+0.32		
18.	DRYEPOND Simon	1:10.22	2009	FRA	GRAVELINES NATATION	---	4:50.92	868 pts
	BULCKAEN Line	1:28.16	2009	FRA		+0.00		
	RENARD Jules	1:07.11	2008	FRA		+0.00		
	FERE Anaëlle	1:05.43	2008	FRA		+0.18		
19.	STELLA Paul	1:12.68	2007	FRA	DAUPHINS TOULOUSE OEC	---	4:55.17	842 pts
	GHEZAL Emilie	1:22.44	2010	FRA		+0.33		
	BARRE Maxence	1:13.69	2008	FRA		+0.47		
	BARTHE DE MONTMEJAN Alice	1:06.36	2008	FRA		+0.53		
20.	RODIER Maxence	1:09.41	2007	FRA	PAYS D'AIX NATATION	---	5:00.69	810 pts
	RUBERT Ophélie	1:28.57	2008	FRA		+0.44		
	ALBEROLA Candice	1:18.59	2009	FRA		+0.48		
	LEVY Dan	1:04.12	2009	FRA		+0.35		
21.	BETTIOUI Ferroudja	1:15.95	2010	FRA	SN MONTGERON	---	5:06.26	778 pts
	SANOH Mariam	1:36.79	2010	FRA		+0.34		
	SERTTAS Noyan	1:11.41	2009	FRA		+0.83		
	VILLESANGE Maxime	1:02.11	2008	FRA		+0.26		
22.	LE GRATIET Yannis	1:15.26	2008	FRA	C VIKINGS DE ROUEN	---	5:14.36	732 pts
	VENTURA Vanessa	1:29.45	2010	FRA		+0.45		
	LIMAM Yasmine	1:20.15	2010	FRA		+0.59		
	LE GRATIET Yohann	1:09.50	2009	FRA		+0.71		
---	TSIA-KING-FUNG Raphael		2007	FRA	ST-DENIS RÉUNION		DNS dec	
	MONTRouGE ÉlisA		2009	FRA				
	TSIA-KING-FUNG Sarah		2009	FRA				
	CAZAL Raphael		2007	FRA				
---	HOCQUETTE Lily-Jeanne		2008	FRA	ST-DENIS RÉUNION		DNS dec	
	BENHAMOU Léa		2008	FRA				
	THIRIOT Anthony		2008	FRA				
	PAUSE Alexandre		2008	FRA				



Championnats de France Jeunes

Rennes

18-22 décembre 2021

lundi 20 décembre 2021

800 nage libre messieurs

100 papillon dames

100 papillon messieurs

100 dos dames

100 dos messieurs

800 nage libre dames



lundi 20 décembre 2021
Manches N°2

800 nage libre messieurs

100 papillon dames

100 papillon messieurs

100 dos dames

100 dos messieurs

800 nage libre dames

4 x 100 nage libre mixte



Jour 3

Résultats

[Cotation FFN]

Records du 800 Nage Libre Messieurs

Meilleures Performances Françaises 14 ans: **8:30.55** SCHMITT Guy-Noël (1983) FRA 26/07/1997 MILLAU

Meilleures Performances Françaises 13 ans: **9:02.12**

Meilleures Performances Françaises 12 ans: **9:28.65** BARNIER Romain (1976) FRA 01/12/1988 MONACO

Série : 800 Nage Libre Messieurs - (Jeunes 3 : 14 ans)

[J3 : Lu 20/12/2021 - R6]

1. RENAULT Léandre		2007	FRA	SN VERSAILLES		8:50.60	1091 pts
50 m :	30.05 (30.05)	100 m :	1:02.75 (32.70) [1:02.75]	150 m :	1:35.85 (33.10)	200 m :	2:09.28 (33.43) [1:06.53]
250 m :	2:43.01 (33.73)	300 m :	3:16.91 (33.90) [1:07.63]	350 m :	3:50.76 (33.85)	400 m :	4:24.63 (33.87) [1:07.72]
450 m :	4:58.25 (33.62)	500 m :	5:32.05 (33.80) [1:07.42]	550 m :	6:05.78 (33.73)	600 m :	6:39.68 (33.90) [1:07.63]
650 m :	7:12.50 (32.82)	700 m :	7:45.93 (33.43) [1:06.25]	750 m :	8:18.86 (32.93)	800 m :	8:50.60 (31.74) [1:04.67]
2. HALTER Camille		2007	FRA	US IVRY-SUR-SEINE		8:57.41	1064 pts
50 m :	30.16 (30.16)	100 m :	1:03.18 (33.02) [1:03.18]	150 m :	1:37.15 (33.97)	200 m :	2:10.99 (33.84) [1:07.81]
250 m :	2:45.01 (34.02)	300 m :	3:18.96 (33.95) [1:07.97]	350 m :	3:53.12 (34.16)	400 m :	4:27.63 (34.51) [1:08.67]
450 m :	5:01.78 (34.15)	500 m :	5:36.45 (34.67) [1:08.82]	550 m :	6:11.03 (34.58)	600 m :	6:44.87 (33.84) [1:08.42]
650 m :	7:19.15 (34.28)	700 m :	7:53.45 (34.30) [1:08.58]	750 m :	8:26.28 (32.83)	800 m :	8:57.41 (31.13) [1:03.96]
3. CAPOGNA Benjamin		2007	FRA	TRIATHLON ROMANAIS PEAGEOIS		8:58.00	1061 pts
50 m :	29.99 (29.99)	100 m :	1:03.18 (33.19) [1:03.18]	150 m :	1:36.81 (33.63)	200 m :	2:11.01 (34.20) [1:07.83]
250 m :	2:44.86 (33.85)	300 m :	3:19.20 (34.34) [1:08.19]	350 m :	3:52.77 (33.57)	400 m :	4:27.62 (34.85) [1:08.42]
450 m :	5:01.74 (34.12)	500 m :	5:36.45 (34.71) [1:08.83]	550 m :	6:10.50 (34.05)	600 m :	6:45.08 (34.58) [1:08.63]
650 m :	7:19.06 (33.98)	700 m :	7:53.87 (34.81) [1:08.79]	750 m :	8:26.83 (32.96)	800 m :	8:58.00 (31.17) [1:04.13]
4. DUFRAIGNE Mathieu		2007	FRA	PAYS D'AIX NATATION		8:58.19	1061 pts
50 m :	30.54 (30.54)	100 m :	1:03.29 (32.75) [1:03.29]	150 m :	1:37.00 (33.71)	200 m :	2:10.70 (33.70) [1:07.41]
250 m :	2:45.09 (34.39)	300 m :	3:18.97 (33.88) [1:08.27]	350 m :	3:53.31 (34.34)	400 m :	4:27.60 (34.29) [1:08.63]
450 m :	5:02.16 (34.56)	500 m :	5:36.57 (34.41) [1:08.97]	550 m :	6:11.21 (34.64)	600 m :	6:45.27 (34.06) [1:08.70]
650 m :	7:19.81 (34.54)	700 m :	7:53.99 (34.18) [1:08.72]	750 m :	8:27.74 (33.75)	800 m :	8:58.19 (30.45) [1:04.20]
5. PARKER Ethan		2007	FRA	RACING CLUB DE FRANCE		9:06.19	1029 pts
50 m :	30.75 (30.75)	100 m :	1:04.16 (33.41) [1:04.16]	150 m :	1:37.59 (33.43)	200 m :	2:11.49 (33.90) [1:07.33]
250 m :	2:45.17 (33.68)	300 m :	3:19.17 (34.00) [1:07.68]	350 m :	3:53.52 (34.35)	400 m :	4:27.92 (34.40) [1:08.75]
450 m :	5:01.86 (33.94)	500 m :	5:36.30 (34.44) [1:08.38]	550 m :	6:10.92 (34.62)	600 m :	6:45.77 (34.85) [1:09.47]
650 m :	7:20.74 (34.97)	700 m :	7:55.23 (34.49) [1:09.46]	750 m :	8:31.17 (35.94)	800 m :	9:06.19 (35.02) [1:10.96]
6. LECOQUIERRE Yann		2007	FRA	DAUPHINS ROMANAIS PÉAGEOIS		9:11.57	1008 pts
50 m :	31.54 (31.54)	100 m :	1:06.18 (34.64) [1:06.18]	150 m :	1:40.50 (34.32)	200 m :	2:15.22 (34.72) [1:09.04]
250 m :	2:50.01 (34.79)	300 m :	3:25.24 (35.23) [1:10.02]	350 m :	3:59.94 (34.70)	400 m :	4:34.59 (34.65) [1:09.35]
450 m :	5:09.35 (34.76)	500 m :	5:44.05 (34.70) [1:09.46]	550 m :	6:18.76 (34.71)	600 m :	6:53.95 (35.19) [1:09.90]
650 m :	7:28.92 (34.97)	700 m :	8:04.07 (35.15) [1:10.12]	750 m :	8:38.27 (34.20)	800 m :	9:11.57 (33.30) [1:07.50]
7. SBRAGGIA Lisandru		2007	FRA	CANET 66 NATATION		9:12.42	1005 pts
50 m :	29.80 (29.80)	100 m :	1:03.63 (33.83) [1:03.63]	150 m :	1:37.62 (33.99)	200 m :	2:12.28 (34.66) [1:08.65]
250 m :	2:47.23 (34.95)	300 m :	3:22.96 (35.73) [1:10.68]	350 m :	3:58.31 (35.35)	400 m :	4:33.44 (35.13) [1:10.48]
450 m :	5:08.65 (35.21)	500 m :	5:43.74 (35.09) [1:10.30]	550 m :	6:19.14 (35.40)	600 m :	6:55.25 (36.11) [1:11.51]
650 m :	7:30.61 (35.36)	700 m :	8:06.19 (35.58) [1:10.94]	750 m :	8:40.22 (34.03)	800 m :	9:12.42 (32.20) [1:06.23]
8. SIDELSKI Pacôme		2007	FRA	A ASEC NATATION SAINT-PAUL REU		9:13.55	1000 pts
50 m :	29.56 (29.56)	100 m :	1:02.16 (32.60) [1:02.16]	150 m :	1:36.45 (34.29)	200 m :	2:11.26 (34.81) [1:09.10]
250 m :	2:46.32 (35.06)	300 m :	3:21.20 (34.88) [1:09.94]	350 m :	3:56.69 (35.49)	400 m :	4:32.35 (35.66) [1:11.15]
450 m :	5:08.03 (35.68)	500 m :	5:43.36 (35.33) [1:11.01]	550 m :	6:18.72 (35.36)	600 m :	6:54.53 (35.81) [1:11.17]
650 m :	7:30.27 (35.74)	700 m :	8:05.86 (35.59) [1:11.33]	750 m :	8:41.12 (35.26)	800 m :	9:13.55 (32.43) [1:07.69]
9. ANDREE Mathéo		2007	FRA	AVENIR MURET NATATION		9:14.23	998 pts
50 m :	31.57 (31.57)	100 m :	1:05.73 (34.16) [1:05.73]	150 m :	1:40.50 (34.77)	200 m :	2:15.59 (35.09) [1:09.86]
250 m :	2:50.91 (35.32)	300 m :	3:25.96 (35.05) [1:10.37]	350 m :	4:01.39 (35.43)	400 m :	4:36.43 (35.04) [1:10.47]
450 m :	5:11.63 (35.20)	500 m :	5:46.68 (35.05) [1:10.25]	550 m :	6:21.90 (35.22)	600 m :	6:56.77 (34.87) [1:10.09]
650 m :	7:31.78 (35.01)	700 m :	8:06.36 (34.58) [1:09.59]	750 m :	8:41.04 (34.68)	800 m :	9:14.23 (33.19) [1:07.87]
10. GUERIN Gabriel		2007	FRA	ALLONNES JEUNESSE SPORTIVE		9:14.51	997 pts
50 m :	32.00 (32.00)	100 m :	1:07.09 (35.09) [1:07.09]	150 m :	1:43.03 (35.94)	200 m :	2:18.81 (35.78) [1:11.72]
250 m :	2:54.00 (35.19)	300 m :	3:28.86 (34.86) [1:10.05]	350 m :	4:03.96 (35.10)	400 m :	4:38.82 (34.86) [1:09.96]
450 m :	5:13.91 (35.09)	500 m :	5:48.52 (34.61) [1:09.70]	550 m :	6:23.47 (34.95)	600 m :	6:58.02 (34.55) [1:09.50]
650 m :	7:32.83 (34.81)	700 m :	8:07.31 (34.48) [1:09.29]	750 m :	8:42.33 (35.02)	800 m :	9:14.51 (32.18) [1:07.20]
11. GENDRIER Esteban		2007	FRA	CSN GUYANCOURT		9:17.03	987 pts
50 m :	31.21 (31.21)	100 m :	1:05.88 (34.67) [1:05.88]	150 m :	1:41.01 (35.13)	200 m :	2:15.92 (34.91) [1:10.04]
250 m :	2:51.11 (35.19)	300 m :	3:26.24 (35.13) [1:10.32]	350 m :	4:01.89 (35.65)	400 m :	4:36.75 (34.86) [1:10.51]
450 m :	5:11.79 (35.04)	500 m :	5:47.01 (35.22) [1:10.26]	550 m :	6:22.37 (35.36)	600 m :	6:57.42 (35.05) [1:10.41]
650 m :	7:32.85 (35.43)	700 m :	8:08.39 (35.54) [1:10.97]	750 m :	8:43.07 (34.68)	800 m :	9:17.03 (33.96) [1:08.64]

Résultats
(Suite) Série : 800 Nage Libre Messieurs - (Jeunes 3 : 14 ans)

[J3 : Lu 20/12/2021 - R6]

12. WALLET Noa		2007	FRA	DUNKERQUE NATATION	9:20.02	976 pts		
50 m :	30.67 (30.67)	100 m :	1:05.10 (34.43)	150 m :	1:40.61 (35.51)	200 m :	2:15.90 (35.29)	[1:10.80]
250 m :	2:51.20 (35.30)	300 m :	3:26.04 (34.84)	350 m :	4:01.24 (35.20)	400 m :	4:36.39 (35.15)	[1:10.35]
450 m :	5:12.16 (35.77)	500 m :	5:48.35 (36.19)	550 m :	6:24.31 (35.96)	600 m :	6:59.88 (35.57)	[1:11.53]
650 m :	7:35.91 (36.03)	700 m :	8:12.10 (36.19)	750 m :	8:47.12 (35.02)	800 m :	9:20.02 (32.90)	[1:07.92]
13. ECK Rafael		2007	FRA	CNS VALLAURIS	9:20.12	975 pts		
50 m :	30.39 (30.39)	100 m :	1:04.13 (33.74)	150 m :	1:38.94 (34.81)	200 m :	2:14.50 (35.56)	[1:10.37]
250 m :	2:49.90 (35.40)	300 m :	3:25.32 (35.42)	350 m :	4:01.05 (35.73)	400 m :	4:36.66 (35.61)	[1:11.34]
450 m :	5:12.75 (36.09)	500 m :	5:48.83 (36.08)	550 m :	6:24.77 (35.94)	600 m :	7:00.40 (35.63)	[1:11.57]
650 m :	7:36.18 (35.78)	700 m :	8:11.90 (35.72)	750 m :	8:46.93 (35.03)	800 m :	9:20.12 (33.19)	[1:08.22]
14. EL MOUDIR Ayyoub		2007	FRA	ES MASSY NATATION	9:22.85	965 pts		
50 m :	32.14 (32.14)	100 m :	1:07.11 (34.97)	150 m :	1:42.84 (35.73)	200 m :	2:18.50 (35.66)	[1:11.39]
250 m :	2:54.21 (35.71)	300 m :	3:30.00 (35.79)	350 m :	4:05.48 (35.48)	400 m :	4:41.54 (36.06)	[1:11.54]
450 m :	5:17.37 (35.83)	500 m :	5:53.49 (36.12)	550 m :	6:29.35 (35.86)	600 m :	7:05.08 (35.73)	[1:11.59]
650 m :	7:40.56 (35.48)	700 m :	8:16.28 (35.72)	750 m :	8:50.51 (34.23)	800 m :	9:22.85 (32.34)	[1:06.57]
15. LEE-BOUHOURS Florian		2007	FRA	AQUA VALLÉE-DE-CHEVREUSE	9:23.57	962 pts		
50 m :	31.21 (31.21)	100 m :	1:05.93 (34.72)	150 m :	1:41.54 (35.61)	200 m :	2:17.10 (35.56)	[1:11.17]
250 m :	2:53.36 (36.26)	300 m :	3:29.38 (36.02)	350 m :	4:05.43 (36.05)	400 m :	4:41.01 (35.58)	[1:11.63]
450 m :	5:16.98 (35.97)	500 m :	5:52.78 (35.80)	550 m :	6:28.58 (35.80)	600 m :	7:04.14 (35.56)	[1:11.36]
650 m :	7:39.89 (35.75)	700 m :	8:15.40 (35.51)	750 m :	8:50.57 (35.17)	800 m :	9:23.57 (33.00)	[1:08.17]
16. CLAIMAND Evan		2007	FRA	CSN GUYANCOURT	9:31.11	934 pts		
50 m :	32.09 (32.09)	100 m :	1:08.13 (36.04)	150 m :	1:43.85 (35.72)	200 m :	2:19.66 (35.81)	[1:11.53]
250 m :	2:55.28 (35.62)	300 m :	3:31.40 (36.12)	350 m :	4:07.31 (35.91)	400 m :	4:43.36 (36.05)	[1:11.96]
450 m :	5:20.01 (36.65)	500 m :	5:55.54 (35.53)	550 m :	6:31.92 (36.38)	600 m :	7:08.13 (36.21)	[1:12.59]
650 m :	7:44.03 (35.90)	700 m :	8:20.49 (36.46)	750 m :	8:56.90 (36.41)	800 m :	9:31.11 (34.21)	[1:10.62]
17. PROU Christophe		2007	FRA	CANARDS LA ROCHELLE	9:31.99	931 pts		
50 m :	31.39 (31.39)	100 m :	1:05.55 (34.16)	150 m :	1:40.50 (34.95)	200 m :	2:16.32 (35.82)	[1:10.77]
250 m :	2:52.25 (35.93)	300 m :	3:28.73 (36.48)	350 m :	4:04.99 (36.26)	400 m :	4:41.91 (36.92)	[1:13.18]
450 m :	5:18.47 (36.56)	500 m :	5:55.97 (37.50)	550 m :	6:33.07 (37.10)	600 m :	7:10.62 (37.55)	[1:14.65]
650 m :	7:46.88 (36.26)	700 m :	8:23.16 (36.28)	750 m :	8:58.49 (35.33)	800 m :	9:31.99 (33.50)	[1:08.83]
18. LIBICZ Korentin		2007	FRA	EN TOURS	9:32.32	929 pts		
50 m :	32.00 (32.00)	100 m :	1:07.64 (35.64)	150 m :	1:44.28 (36.64)	200 m :	2:20.12 (35.84)	[1:12.48]
250 m :	2:56.59 (36.47)	300 m :	3:33.37 (36.78)	350 m :	4:09.88 (36.51)	400 m :	4:46.95 (37.07)	[1:13.58]
450 m :	5:23.97 (37.02)	500 m :	6:00.11 (36.14)	550 m :	6:37.06 (36.95)	600 m :	7:13.03 (35.97)	[1:12.92]
650 m :	7:48.86 (35.83)	700 m :	8:24.63 (35.77)	750 m :	9:00.35 (35.72)	800 m :	9:32.32 (31.97)	[1:07.69]
19. TSIA-KING-FUNG Raphael		2007	FRA	ST-DENIS RÉUNION	9:34.36	922 pts		
50 m :	31.58 (31.58)	100 m :	1:06.40 (34.82)	150 m :	1:41.87 (35.47)	200 m :	2:18.02 (36.15)	[1:11.62]
250 m :	2:54.30 (36.28)	300 m :	3:30.31 (36.01)	350 m :	4:06.53 (36.22)	400 m :	4:43.02 (36.49)	[1:12.71]
450 m :	5:19.50 (36.48)	500 m :	5:56.31 (36.81)	550 m :	6:33.05 (36.74)	600 m :	7:09.94 (36.89)	[1:13.63]
650 m :	7:46.65 (36.71)	700 m :	8:23.37 (36.72)	750 m :	8:59.15 (35.78)	800 m :	9:34.36 (35.21)	[1:10.99]
20. CHMIELEWSKI Martin		2007	FRA	DUNKERQUE NATATION	9:35.31	918 pts		
50 m :	31.88 (31.88)	100 m :	1:06.70 (34.82)	150 m :	1:42.21 (35.51)	200 m :	2:18.02 (35.81)	[1:11.32]
250 m :	2:53.81 (35.79)	300 m :	3:30.41 (36.60)	350 m :	4:07.37 (36.96)	400 m :	4:43.80 (36.43)	[1:13.39]
450 m :	5:20.99 (37.19)	500 m :	5:57.71 (36.72)	550 m :	6:34.89 (37.18)	600 m :	7:12.22 (37.33)	[1:14.51]
650 m :	7:49.29 (37.07)	700 m :	8:25.65 (36.36)	750 m :	9:01.69 (36.04)	800 m :	9:35.31 (33.62)	[1:09.66]
--- MALEAU Christophe		2007	FRA	LONGVILLIERS CLUB	DNS dec			
--- REGNIER Yanis		2007	FRA	GRENOBLE ALP'38	DNS dec			

Série : 800 Nage Libre Messieurs - (Jeunes 1 & 2 : 12 - 13 ans)

[J3 : Lu 20/12/2021 - R6]

1. ESPRIET Adrien		2008	FRA	LILLE MÉTROPOLE NATATION	9:06.71	1027 pts		
50 m :	32.08 (32.08)	100 m :	1:06.64 (34.56)	150 m :	1:40.78 (34.14)	200 m :	2:15.78 (35.00)	[1:09.14]
250 m :	2:50.13 (34.35)	300 m :	3:25.06 (34.93)	350 m :	3:59.34 (34.28)	400 m :	4:34.37 (35.03)	[1:09.31]
450 m :	5:08.61 (34.24)	500 m :	5:43.13 (34.52)	550 m :	6:17.92 (34.79)	600 m :	6:53.01 (35.09)	[1:09.88]
650 m :	7:27.06 (34.05)	700 m :	8:01.74 (34.68)	750 m :	8:35.21 (33.47)	800 m :	9:06.71 (31.50)	[1:04.97]
2. DUSEIGNEUR Mattia		2008	FRA	LILLE MÉTROPOLE NATATION	9:11.15	1010 pts		
50 m :	31.34 (31.34)	100 m :	1:05.98 (34.64)	150 m :	1:41.03 (35.05)	200 m :	2:15.89 (34.86)	[1:09.91]
250 m :	2:50.45 (34.56)	300 m :	3:25.68 (35.23)	350 m :	4:00.78 (35.10)	400 m :	4:35.78 (35.00)	[1:10.10]
450 m :	5:10.05 (34.27)	500 m :	5:44.63 (34.58)	550 m :	6:18.68 (34.05)	600 m :	6:53.01 (34.33)	[1:08.38]
650 m :	7:27.83 (34.82)	700 m :	8:03.08 (35.25)	750 m :	8:37.76 (34.68)	800 m :	9:11.15 (33.39)	[1:08.07]

Résultats

(Suite) Série : 800 Nage Libre Messieurs - (Jeunes 1 & 2 : 12 - 13 ans)

[J3 : Lu 20/12/2021 - R6]

3. SENCE Axel		2008 FRA		LILLE MÉTROPOLE NATATION		9:13.61		1000 pts	
50 m :	31.98 (31.98)	100 m :	1:07.59 (35.61) [1:07.59]	150 m :	1:42.63 (35.04)	200 m :	2:18.50 (35.87) [1:10.91]	250 m :	2:53.78 (35.28)
250 m :	2:53.78 (35.28)	300 m :	3:29.01 (35.23) [1:10.51]	350 m :	4:03.92 (34.91)	400 m :	4:39.07 (35.15) [1:10.06]	450 m :	5:13.88 (34.81)
450 m :	5:13.88 (34.81)	500 m :	5:48.80 (34.92) [1:09.73]	550 m :	6:24.03 (35.23)	600 m :	6:58.91 (34.88) [1:10.11]	650 m :	7:33.70 (34.79)
650 m :	7:33.70 (34.79)	700 m :	8:08.27 (34.57) [1:09.36]	750 m :	8:42.44 (34.17)	800 m :	9:13.61 (31.17) [1:05.34]		
4. GRUNDHEBER Maxence		2008 FRA		SC THIONVILLE		9:32.08		930 pts	
50 m :	31.64 (31.64)	100 m :	1:07.68 (36.04) [1:07.68]	150 m :	1:43.78 (36.10)	200 m :	2:20.19 (36.41) [1:12.51]	250 m :	2:56.44 (36.25)
250 m :	2:56.44 (36.25)	300 m :	3:33.11 (36.67) [1:12.92]	350 m :	4:09.72 (36.61)	400 m :	4:46.49 (36.77) [1:13.38]	450 m :	5:22.62 (36.13)
450 m :	5:22.62 (36.13)	500 m :	5:59.66 (37.04) [1:13.17]	550 m :	6:35.76 (36.10)	600 m :	7:12.35 (36.59) [1:12.69]	650 m :	7:48.35 (36.00)
650 m :	7:48.35 (36.00)	700 m :	8:24.19 (35.84) [1:11.84]	750 m :	8:59.76 (35.57)	800 m :	9:32.08 (32.32) [1:07.89]		
5. ROUX Maël		2008 FRA		ALLIANCE NATATION BESANCON		9:35.93		916 pts	
50 m :	31.29 (31.29)	100 m :	1:06.99 (35.70) [1:06.99]	150 m :	1:43.49 (36.50)	200 m :	2:19.90 (36.41) [1:12.91]	250 m :	2:55.95 (36.05)
250 m :	2:55.95 (36.05)	300 m :	3:32.49 (36.54) [1:12.59]	350 m :	4:09.10 (36.61)	400 m :	4:46.07 (36.97) [1:13.58]	450 m :	5:22.78 (36.71)
450 m :	5:22.78 (36.71)	500 m :	5:59.61 (36.83) [1:13.54]	550 m :	6:36.02 (36.41)	600 m :	7:13.04 (37.02) [1:13.43]	650 m :	7:49.02 (35.98)
650 m :	7:49.02 (35.98)	700 m :	8:25.40 (36.38) [1:12.36]	750 m :	9:00.92 (35.52)	800 m :	9:35.93 (35.01) [1:10.53]		
6. BANTAS Quentin		2008 FRA		RACING CLUB DE FRANCE		9:36.96		912 pts	
50 m :	32.10 (32.10)	100 m :	1:07.38 (35.28) [1:07.38]	150 m :	1:43.46 (36.08)	200 m :	2:20.43 (36.97) [1:13.05]	250 m :	2:57.48 (37.05)
250 m :	2:57.48 (37.05)	300 m :	3:34.91 (37.43) [1:14.48]	350 m :	4:11.28 (36.37)	400 m :	4:47.18 (35.90) [1:12.27]	450 m :	5:23.05 (35.87)
450 m :	5:23.05 (35.87)	500 m :	6:00.14 (37.09) [1:12.96]	550 m :	6:37.39 (37.25)	600 m :	7:13.98 (36.59) [1:13.84]	650 m :	7:50.59 (36.61)
650 m :	7:50.59 (36.61)	700 m :	8:26.84 (36.25) [1:12.86]	750 m :	9:02.52 (35.68)	800 m :	9:36.96 (34.44) [1:10.12]		
7. MURATORY Nathan		2008 FRA		US COLOMIERS NATATION		9:41.16		897 pts	
50 m :	31.45 (31.45)	100 m :	1:07.59 (36.14) [1:07.59]	150 m :	1:44.72 (37.13)	200 m :	2:21.85 (37.13) [1:14.26]	250 m :	2:59.23 (37.38)
250 m :	2:59.23 (37.38)	300 m :	3:36.42 (37.19) [1:14.57]	350 m :	4:13.76 (37.34)	400 m :	4:50.90 (37.14) [1:14.48]	450 m :	5:27.86 (36.96)
450 m :	5:27.86 (36.96)	500 m :	6:04.79 (36.93) [1:13.89]	550 m :	6:41.92 (37.13)	600 m :	7:18.95 (37.03) [1:14.16]	650 m :	7:55.84 (36.89)
650 m :	7:55.84 (36.89)	700 m :	8:32.31 (36.47) [1:13.36]	750 m :	9:08.25 (35.94)	800 m :	9:41.16 (32.91) [1:08.85]		
8. ROUAN Quentin		2008 FRA		GRENOBLE ALP'38		9:42.86		891 pts	
50 m :	32.53 (32.53)	100 m :	1:08.76 (36.23) [1:08.76]	150 m :	1:45.72 (36.96)	200 m :	2:23.49 (37.77) [1:14.73]	250 m :	3:01.00 (37.51)
250 m :	3:01.00 (37.51)	300 m :	3:38.28 (37.28) [1:14.79]	350 m :	4:16.14 (37.86)	400 m :	4:54.05 (37.91) [1:15.77]	450 m :	5:31.03 (36.98)
450 m :	5:31.03 (36.98)	500 m :	6:08.42 (37.39) [1:14.37]	550 m :	6:45.13 (36.71)	600 m :	7:22.30 (37.17) [1:13.88]	650 m :	7:57.98 (35.68)
650 m :	7:57.98 (35.68)	700 m :	8:33.70 (35.72) [1:11.40]	750 m :	9:09.60 (35.90)	800 m :	9:42.86 (33.26) [1:09.16]		
9. POHU Eloy		2008 FRA		AQUA VALLÉE-DE-CHEVREUSE		9:43.52		888 pts	
50 m :	31.07 (31.07)	100 m :	1:06.59 (35.52) [1:06.59]	150 m :	1:43.00 (36.41)	200 m :	2:19.08 (36.08) [1:12.49]	250 m :	2:55.98 (36.90)
250 m :	2:55.98 (36.90)	300 m :	3:32.64 (36.66) [1:13.56]	350 m :	4:09.79 (37.15)	400 m :	4:47.11 (37.32) [1:14.47]	450 m :	5:24.33 (37.22)
450 m :	5:24.33 (37.22)	500 m :	6:01.30 (36.97) [1:14.19]	550 m :	6:38.38 (37.08)	600 m :	7:15.21 (36.83) [1:13.91]	650 m :	7:52.64 (37.43)
650 m :	7:52.64 (37.43)	700 m :	8:30.26 (37.62) [1:15.05]	750 m :	9:07.62 (37.36)	800 m :	9:43.52 (35.90) [1:13.26]		
10. MARIANI Pierre-Orso		2008 FRA		CNO ST-GERMAIN-EN-LAYE		9:43.61		888 pts	
50 m :	30.88 (30.88)	100 m :	1:06.82 (35.94) [1:06.82]	150 m :	1:43.03 (36.21)	200 m :	2:19.96 (36.93) [1:13.14]	250 m :	2:56.55 (36.59)
250 m :	2:56.55 (36.59)	300 m :	3:33.80 (37.25) [1:13.84]	350 m :	4:10.20 (36.40)	400 m :	4:48.17 (37.97) [1:14.37]	450 m :	5:25.40 (37.23)
450 m :	5:25.40 (37.23)	500 m :	6:04.01 (38.61) [1:15.84]	550 m :	6:41.05 (37.04)	600 m :	7:19.00 (37.95) [1:14.99]	650 m :	7:56.25 (37.25)
650 m :	7:56.25 (37.25)	700 m :	8:34.02 (37.77) [1:15.02]	750 m :	9:10.39 (36.37)	800 m :	9:43.61 (33.22) [1:09.59]		
11. RODRIGUEZ Noah		2008 FRA		DAUPHINS TOULOUSE OEC		9:44.89		883 pts	
50 m :	31.76 (31.76)	100 m :	1:07.95 (36.19) [1:07.95]	150 m :	1:44.67 (36.72)	200 m :	2:22.14 (37.47) [1:14.19]	250 m :	2:59.39 (37.25)
250 m :	2:59.39 (37.25)	300 m :	3:36.79 (37.40) [1:14.65]	350 m :	4:13.52 (36.73)	400 m :	4:51.33 (37.81) [1:14.54]	450 m :	5:27.80 (36.47)
450 m :	5:27.80 (36.47)	500 m :	6:05.13 (37.33) [1:13.80]	550 m :	6:42.16 (37.03)	600 m :	7:19.81 (37.65) [1:14.68]	650 m :	7:56.38 (36.57)
650 m :	7:56.38 (36.57)	700 m :	8:33.70 (37.32) [1:13.89]	750 m :	9:09.51 (35.81)	800 m :	9:44.89 (35.38) [1:11.19]		
12. RENARD Jules		2008 FRA		GRAVELINES NATATION		9:44.90		883 pts	
50 m :	32.84 (32.84)	100 m :	1:09.73 (36.89) [1:09.73]	150 m :	1:46.97 (37.24)	200 m :	2:24.47 (37.50) [1:14.74]	250 m :	3:01.28 (36.81)
250 m :	3:01.28 (36.81)	300 m :	3:38.81 (37.53) [1:14.34]	350 m :	4:16.25 (37.44)	400 m :	4:53.80 (37.55) [1:14.99]	450 m :	5:31.45 (37.65)
450 m :	5:31.45 (37.65)	500 m :	6:09.02 (37.57) [1:15.22]	550 m :	6:45.99 (36.97)	600 m :	7:22.79 (36.80) [1:13.77]	650 m :	7:59.53 (36.74)
650 m :	7:59.53 (36.74)	700 m :	8:36.11 (36.58) [1:13.32]	750 m :	9:11.78 (35.67)	800 m :	9:44.90 (33.12) [1:08.79]		
13. GADENNE Lucas		2008 FRA		CN ANTIBES		9:50.49		863 pts	
50 m :	33.42 (33.42)	100 m :	1:10.51 (37.09) [1:10.51]	150 m :	1:48.02 (37.51)	200 m :	2:25.52 (37.50) [1:15.01]	250 m :	3:03.05 (37.53)
250 m :	3:03.05 (37.53)	300 m :	3:40.30 (37.25) [1:14.78]	350 m :	4:17.70 (37.40)	400 m :	4:55.07 (37.37) [1:14.77]	450 m :	5:32.09 (37.02)
450 m :	5:32.09 (37.02)	500 m :	6:09.68 (37.59) [1:14.61]	550 m :	6:46.92 (37.24)	600 m :	7:24.20 (37.28) [1:14.52]	650 m :	8:01.14 (36.94)
650 m :	8:01.14 (36.94)	700 m :	8:38.68 (37.54) [1:14.48]	750 m :	9:15.23 (36.55)	800 m :	9:50.49 (35.26) [1:11.81]		
14. GORLIER Noah		2008 FRA		AC VILLEPINTE		9:50.62		863 pts	
50 m :	31.30 (31.30)	100 m :	1:07.28 (35.98) [1:07.28]	150 m :	1:44.77 (37.49)	200 m :	2:22.07 (37.30) [1:14.79]	250 m :	2:59.56 (37.49)
250 m :	2:59.56 (37.49)	300 m :	3:37.65 (38.09) [1:15.58]	350 m :	4:15.61 (37.96)	400 m :	4:52.78 (37.17) [1:15.13]	450 m :	5:31.14 (38.36)
450 m :	5:31.14 (38.36)	500 m :	6:08.71 (37.57) [1:15.93]	550 m :	6:46.69 (37.98)	600 m :	7:24.22 (37.53) [1:15.51]	650 m :	8:01.44 (37.22)
650 m :	8:01.44 (37.22)	700 m :	8:39.24 (37.80) [1:15.02]	750 m :	9:15.08 (35.84)	800 m :	9:50.62 (35.54) [1:11.38]		

Résultats

(Suite) Série : 800 Nage Libre Messieurs - (Jeunes 1 & 2 : 12 - 13 ans)

[J3 : Lu 20/12/2021 - R6]

15. CRASSARD Gabriel		2008	FRA	AS MONACO NATATION	9:51.38	860 pts		
50 m :	32.43 (32.43)	100 m :	1:08.86 (36.43)	150 m :	1:45.91 (37.05)	200 m :	2:23.53 (37.62)	[1:14.67]
250 m :	3:01.10 (37.57)	300 m :	3:38.96 (37.86)	350 m :	4:16.66 (37.70)	400 m :	4:54.76 (38.10)	[1:15.80]
450 m :	5:32.59 (37.83)	500 m :	6:10.19 (37.60)	550 m :	6:47.80 (37.61)	600 m :	7:25.27 (37.47)	[1:15.08]
650 m :	8:02.27 (37.00)	700 m :	8:39.32 (37.05)	750 m :	9:15.94 (36.62)	800 m :	9:51.38 (35.44)	[1:12.06]
16. GARNIER Mathis		2008	FRA	ALLIANCE DIJON NATATION	9:59.80	830 pts		
50 m :	32.97 (32.97)	100 m :	1:10.06 (37.09)	150 m :	1:47.68 (37.62)	200 m :	2:25.80 (38.12)	[1:15.74]
250 m :	3:02.91 (37.11)	300 m :	3:41.13 (38.22)	350 m :	4:18.64 (37.51)	400 m :	4:56.64 (38.00)	[1:15.51]
450 m :	5:34.97 (38.33)	500 m :	6:13.35 (38.38)	550 m :	6:51.02 (37.67)	600 m :	7:30.07 (39.05)	[1:16.72]
650 m :	8:08.15 (38.08)	700 m :	8:46.18 (38.03)	750 m :	9:23.50 (37.32)	800 m :	9:59.80 (36.30)	[1:13.62]
17. DEGRIECK Elyot		2008	FRA	BEAUVAISIS AQUATIC CLUB	10:00.40	828 pts		
50 m :	33.53 (33.53)	100 m :	1:09.86 (36.33)	150 m :	1:46.96 (37.10)	200 m :	2:24.34 (37.38)	[1:14.48]
250 m :	3:01.53 (37.19)	300 m :	3:39.42 (37.89)	350 m :	4:17.31 (37.89)	400 m :	4:55.35 (38.04)	[1:15.93]
450 m :	5:33.75 (38.40)	500 m :	6:12.00 (38.25)	550 m :	6:50.35 (38.35)	600 m :	7:27.53 (37.18)	[1:15.53]
650 m :	8:06.11 (38.58)	700 m :	8:44.32 (38.21)	750 m :	9:22.78 (38.46)	800 m :	10:00.40 (37.62)	[1:16.08]
18. DUBOIS Evan		2008	FRA	CN CARPENTRAS	10:17.06	770 pts		
50 m :	33.47 (33.47)	100 m :	1:10.59 (37.12)	150 m :	1:48.80 (38.21)	200 m :	2:27.11 (38.31)	[1:16.52]
250 m :	3:05.75 (38.64)	300 m :	3:44.64 (38.89)	350 m :	4:23.09 (38.45)	400 m :	5:01.87 (38.78)	[1:17.23]
450 m :	5:41.04 (39.17)	500 m :	6:20.42 (39.38)	550 m :	7:00.08 (39.66)	600 m :	7:40.26 (40.18)	[1:19.84]
650 m :	8:20.39 (40.13)	700 m :	9:00.53 (40.14)	750 m :	9:39.47 (38.94)	800 m :	10:17.06 (37.59)	[1:16.53]

Résultats

[Cotation FFN]

Records du 100 Papillon Dames

Meilleures Performances Françaises 14 ans: **1:01.20** DELMAS Lucie (2005) FRA 21/12/2019 SARCELLES
 Meilleures Performances Françaises 13 ans: **1:03.55** DELMAS Lucie (2005) FRA 23/12/2018 RENNES
 Meilleures Performances Françaises 12 ans: **1:06.10** ALLART Lucine (2007) FRA 13/07/2019 TARBES
 Meilleures Performances Françaises 11 ans: **1:10.85** MANALLAH Ilyana (2008) FRA 13/07/2019 TARBES

CUMUL : 100 Papillon Dames - (Jeunes 3 : 13 ans)

[J3 : Lu 20/12/2021 - R6]

1.	VAN NOORT Lynn	2008	FRA	ETUDIANT CLUB ORLEANS NATATION	2:15.01
2.	TOURNAY Sarah	2008	FRA	CNO ST-GERMAIN-EN-LAYE	2:15.26
3.	LOURADOUR Anaïs	2008	FRA	DAUPHINS TOULOUSE OEC	2:15.35
4.	MANALLAH Ilyana	2008	FRA	GRENOBLE ALP'38	2:16.36
5.	TINKER Tess	2008	GBR	ANNEMASSE NATATION	2:16.67
6.	BRUNELLIERE Colinn-June	2008	FRA	ST-SÉBASTIEN NATATION	2:16.78
7.	AMESCUA Natalia	2008	USA	CNO ST-GERMAIN-EN-LAYE	2:18.23
8.	ARMATOL Garance	2008	FRA	MONTÉLIMAR NAUTIC CLUB	2:18.47
9.	DUPUPED Lou-Anne	2008	FRA	LYON NATATION METROPOLE	2:18.59
10.	DAOUST Lena	2008	FRA	ANDERNOS ESPADONS THALASSA	2:19.06
11.	CABIOCH Leonie	2008	FRA	CSN GUYANCOURT	2:19.51
12.	DEBLOCK Lola	2008	FRA	MONTPELLIER METROPOLE NATATION	2:20.09
13.	DARRIGADE Mila	2008	FRA	CN ANTIBES	2:20.15
14.	RICHARD Soizic	2008	FRA	HAGUE NATATION	2:20.59
15.	NENIN CARRASCO Kelly	2008	FRA	CN ANTIBES	2:21.41
16.	PLOQUIN KEROUREDAN Anna	2008	FRA	DOUARNENEZ NATATION	2:21.43

Finale A : 100 Papillon Dames - (Jeunes 3 : 13 ans)

[J3 : Lu 20/12/2021 - R6]

1.	VAN NOORT Lynn	2008	FRA	ETUDIANT CLUB ORLEANS NATATION	---	1:06.79	1090 pts
50 m :	30.77 (30.77)	100 m :	1:06.79 (36.02)	[1:06.79]			
2.	TOURNAY Sarah	2008	FRA	CNO ST-GERMAIN-EN-LAYE	---	1:07.26	1077 pts
50 m :	30.76 (30.76)	100 m :	1:07.26 (36.50)	[1:07.26]			
3.	MANALLAH Ilyana	2008	FRA	GRENOBLE ALP'38	---	1:07.35	1075 pts
50 m :	31.15 (31.15)	100 m :	1:07.35 (36.20)	[1:07.35]			
4.	TINKER Tess	2008	GBR	ANNEMASSE NATATION	---	1:07.85	1061 pts
50 m :	31.20 (31.20)	100 m :	1:07.85 (36.65)	[1:07.85]			
5.	LOURADOUR Anaïs	2008	FRA	DAUPHINS TOULOUSE OEC	---	1:07.88	1060 pts
50 m :	30.75 (30.75)	100 m :	1:07.88 (37.13)	[1:07.88]			
6.	BRUNELLIERE Colinn-June	2008	FRA	ST-SÉBASTIEN NATATION	---	1:07.93	1059 pts
50 m :	31.61 (31.61)	100 m :	1:07.93 (36.32)	[1:07.93]			
7.	ARMATOL Garance	2008	FRA	MONTÉLIMAR NAUTIC CLUB	---	1:08.73	1038 pts
50 m :	32.46 (32.46)	100 m :	1:08.73 (36.27)	[1:08.73]			
8.	CABIOCH Leonie	2008	FRA	CSN GUYANCOURT	---	1:09.71	1011 pts
50 m :	31.84 (31.84)	100 m :	1:09.71 (37.87)	[1:09.71]			

Finale B : 100 Papillon Dames - (Jeunes 3 : 13 ans)

[J3 : Lu 20/12/2021 - R6]

1.	AMESCUA Natalia	2008	USA	CNO ST-GERMAIN-EN-LAYE	---	1:08.49	1044 pts
50 m :	31.31 (31.31)	100 m :	1:08.49 (37.18)	[1:08.49]			
2.	DUPUPED Lou-Anne	2008	FRA	LYON NATATION METROPOLE	---	1:08.71	1038 pts
50 m :	31.35 (31.35)	100 m :	1:08.71 (37.36)	[1:08.71]			
3.	DAOUST Lena	2008	FRA	ANDERNOS ESPADONS THALASSA	---	1:09.08	1028 pts
50 m :	32.30 (32.30)	100 m :	1:09.08 (36.78)	[1:09.08]			
4.	RICHARD Soizic	2008	FRA	HAGUE NATATION	---	1:09.75	1010 pts
50 m :	32.06 (32.06)	100 m :	1:09.75 (37.69)	[1:09.75]			
5.	DEBLOCK Lola	2008	FRA	MONTPELLIER METROPOLE NATATION	---	1:10.07	1002 pts
50 m :	31.96 (31.96)	100 m :	1:10.07 (38.11)	[1:10.07]			
6.	DARRIGADE Mila	2008	FRA	CN ANTIBES	---	1:10.26	997 pts
50 m :	31.95 (31.95)	100 m :	1:10.26 (38.31)	[1:10.26]			
7.	PLOQUIN KEROUREDAN Anna	2008	FRA	DOUARNENEZ NATATION	---	1:10.74	984 pts
50 m :	32.16 (32.16)	100 m :	1:10.74 (38.58)	[1:10.74]			
8.	NENIN CARRASCO Kelly	2008	FRA	CN ANTIBES	---	1:10.98	978 pts
50 m :	32.10 (32.10)	100 m :	1:10.98 (38.88)	[1:10.98]			

Résultats
CUMUL : 100 Papillon Dames - (Jeunes 1 & 2 : 11 - 12 ans)

[J3 : Lu 20/12/2021 - R6]

1.	THIBULT Clara	2009	FRA	ASPTT NANCY		2:16.20
2.	LELONG Lola	2009	FRA	LILLE MÉTROPOLE NATATION		2:21.55
3.	MENARD Fiorella	2009	FRA	NANTES NATATION		2:22.99
4.	TSIA-KING-FUNG Sarah	2009	FRA	ST-DENIS RÉUNION		2:25.18
5.	SORHAINDO Mathilde	2009	FRA	FRANCOIS NATATION CLUB		2:25.52
6.	JULIE Houriya	2009	FRA	CLUB DES NAGEURS DE SAINT-LEU		2:26.79
7.	LECHEVALIER Jeanne	2009	FRA	AMIENS METROPOLE NAT.		2:26.83
8.	BORDIER Elsa	2010	FRA	A ASEC NATATION SAINT-PAUL REU		2:27.33
9.	SOROMAN Malia	2009	FRA	L'ESPADON CN FORT-DE-FRANCE		2:27.83
10.	JAFFUEL Ella	2009	FRA	CNO ST-GERMAIN-EN-LAYE		2:28.22
11.	GAUDET Clelia	2009	FRA	NAT VILLEFRANCHE EN BEAUJOLAIS		2:28.52
12.	MATTEL Louisa	2009	FRA	SC THIONVILLE		2:28.71
13.	WUNSCHHEL GELIN Romane	2009	FRA	ALLIANCE DIJON NATATION		2:29.83
14.	RAULT Anaïs	2009	FRA	CNO ST-GERMAIN-EN-LAYE		2:30.24
15.	ALL TAMBA Roxane	2009	FRA	CNO ST-GERMAIN-EN-LAYE		2:30.56
16.	DUMONT Romane	2009	FRA	AS CACHALOTS SIX-FOURS		2:30.62

Finale A : 100 Papillon Dames - (Jeunes 1 & 2 : 11 - 12 ans)

[J3 : Lu 20/12/2021 - R6]

1.	THIBULT Clara	2009	FRA	ASPTT NANCY	---	1:08.07	1055 pts
50 m :	31.92 (31.92)	100 m :	1:08.07 (36.15)	[1:08.07]			
2.	LELONG Lola	2009	FRA	LILLE MÉTROPOLE NATATION	---	1:09.72	1011 pts
50 m :	32.99 (32.99)	100 m :	1:09.72 (36.73)	[1:09.72]			
3.	MENARD Fiorella	2009	FRA	NANTES NATATION	---	1:11.98	952 pts
50 m :	33.22 (33.22)	100 m :	1:11.98 (38.76)	[1:11.98]			
4.	TSIA-KING-FUNG Sarah	2009	FRA	ST-DENIS RÉUNION	---	1:12.60	936 pts
50 m :	33.28 (33.28)	100 m :	1:12.60 (39.32)	[1:12.60]			
5.	SORHAINDO Mathilde	2009	FRA	FRANCOIS NATATION CLUB	---	1:13.06	925 pts
50 m :	34.64 (34.64)	100 m :	1:13.06 (38.42)	[1:13.06]			
6.	LECHEVALIER Jeanne	2009	FRA	AMIENS METROPOLE NAT.	---	1:13.68	909 pts
50 m :	33.87 (33.87)	100 m :	1:13.68 (39.81)	[1:13.68]			
7.	BORDIER Elsa	2010	FRA	A ASEC NATATION SAINT-PAUL REU	---	1:14.13	898 pts
50 m :	35.08 (35.08)	100 m :	1:14.13 (39.05)	[1:14.13]			
8.	MATTEL Louisa	2009	FRA	SC THIONVILLE	---	1:15.16	872 pts
50 m :	33.15 (33.15)	100 m :	1:15.16 (42.01)	[1:15.16]			

Finale B : 100 Papillon Dames - (Jeunes 1 & 2 : 11 - 12 ans)

[J3 : Lu 20/12/2021 - R6]

1.	JULIE Houriya	2009	FRA	CLUB DES NAGEURS DE SAINT-LEU	---	1:13.05	925 pts
50 m :	33.32 (33.32)	100 m :	1:13.05 (39.73)	[1:13.05]			
2.	SOROMAN Malia	2009	FRA	L'ESPADON CN FORT-DE-FRANCE	---	1:13.15	922 pts
50 m :	34.33 (34.33)	100 m :	1:13.15 (38.82)	[1:13.15]			
3.	GAUDET Clelia	2009	FRA	NAT VILLEFRANCHE EN BEAUJOLAIS	---	1:13.53	913 pts
50 m :	34.06 (34.06)	100 m :	1:13.53 (39.47)	[1:13.53]			
4.	JAFFUEL Ella	2009	FRA	CNO ST-GERMAIN-EN-LAYE	---	1:13.69	909 pts
50 m :	33.75 (33.75)	100 m :	1:13.69 (39.94)	[1:13.69]			
5.	WUNSCHHEL GELIN Romane	2009	FRA	ALLIANCE DIJON NATATION	---	1:14.35	892 pts
50 m :	34.22 (34.22)	100 m :	1:14.35 (40.13)	[1:14.35]			
6.	RAULT Anaïs	2009	FRA	CNO ST-GERMAIN-EN-LAYE	---	1:14.97	877 pts
50 m :	34.67 (34.67)	100 m :	1:14.97 (40.30)	[1:14.97]			
7.	DUMONT Romane	2009	FRA	AS CACHALOTS SIX-FOURS	---	1:15.28	869 pts
50 m :	34.64 (34.64)	100 m :	1:15.28 (40.64)	[1:15.28]			
8.	ALL TAMBA Roxane	2009	FRA	CNO ST-GERMAIN-EN-LAYE	---	1:15.58	862 pts
50 m :	34.57 (34.57)	100 m :	1:15.58 (41.01)	[1:15.58]			

Séries : 100 Papillon Dames - (Jeunes 3 : 13 ans)

[J3 : Lu 20/12/2021 - R5]

QFA	1.	LOURADOUR Anaïs	2008	FRA	DAUPHINS TOULOUSE OEC	---	1:07.47	1072 pts
50 m :		31.11 (31.11)	100 m :	1:07.47 (36.36)	[1:07.47]			



(Suite) Séries : 100 Papillon Dames - (Jeunes 3 : 13 ans)

[J3 : Lu 20/12/2021 - R5]

QFA	2.	TOURNAY Sarah	2008	FRA	CNO ST-GERMAIN-EN-LAYE	---	1:08.00	1057 pts
		50 m : 31.42 (31.42)	100 m : 1:08.00 (36.58)	[1:08.00]				
QFA	3.	VAN NOORT Lynn	2008	FRA	ETUDIANT CLUB ORLEANS NATATION	---	1:08.22	1051 pts
		50 m : 31.44 (31.44)	100 m : 1:08.22 (36.78)	[1:08.22]				
QFA	4.	TINKER Tess	2008	GBR	ANNEMASSE NATATION	---	1:08.82	1035 pts
		50 m : 31.34 (31.34)	100 m : 1:08.82 (37.48)	[1:08.82]				
QFA	5.	BRUNELLIERE Colinn-June	2008	FRA	ST-SÉBASTIEN NATATION	---	1:08.85	1034 pts
		50 m : 30.99 (30.99)	100 m : 1:08.85 (37.86)	[1:08.85]				
QFA	6.	MANALLAH Ilyana	2008	FRA	GRENOBLE ALP'38	---	1:09.01	1030 pts
		50 m : 31.99 (31.99)	100 m : 1:09.01 (37.02)	[1:09.01]				
QFB	7.	AMESCUA Natalia	2008	USA	CNO ST-GERMAIN-EN-LAYE	---	1:09.74	1011 pts
		50 m : 32.05 (32.05)	100 m : 1:09.74 (37.69)	[1:09.74]				
QFA	7.	ARMATOL Garance	2008	FRA	MONTÉLIMAR NAUTIC CLUB	---	1:09.74	1011 pts
		50 m : 32.03 (32.03)	100 m : 1:09.74 (37.71)	[1:09.74]				
QFA	9.	CABIOCH Leonie	2008	FRA	CSN GUYANCOURT	---	1:09.80	1009 pts
		50 m : 32.60 (32.60)	100 m : 1:09.80 (37.20)	[1:09.80]				
QFB	10.	DUPUPED Lou-Anne	2008	FRA	LYON NATATION METROPOLE	---	1:09.88	1007 pts
		50 m : 31.20 (31.20)	100 m : 1:09.88 (38.68)	[1:09.88]				
QFB	11.	DARRIGADE Mila	2008	FRA	CN ANTIBES	---	1:09.89	1007 pts
		50 m : 32.11 (32.11)	100 m : 1:09.89 (37.78)	[1:09.89]				
QFB	12.	DAOUST Lena	2008	FRA	ANDERNOS ESPADONS THALASSA	---	1:09.98	1004 pts
		50 m : 32.81 (32.81)	100 m : 1:09.98 (37.17)	[1:09.98]				
QFB	13.	DEBLOCK Lola	2008	FRA	MONTPELLIER METROPOLE NATATION	---	1:10.02	1003 pts
		50 m : 31.77 (31.77)	100 m : 1:10.02 (38.25)	[1:10.02]				
QFB	14.	NENIN CARRASCO Kelly	2008	FRA	CN ANTIBES	---	1:10.43	992 pts
		50 m : 32.42 (32.42)	100 m : 1:10.43 (38.01)	[1:10.43]				
QFB	15.	PLOQUIN KEROUREDAN Anna	2008	FRA	DOUARNENEZ NATATION	---	1:10.69	986 pts
		50 m : 31.97 (31.97)	100 m : 1:10.69 (38.72)	[1:10.69]				
QFB	16.	RICHARD Soizic	2008	FRA	HAGUE NATATION	---	1:10.84	982 pts
		50 m : 32.95 (32.95)	100 m : 1:10.84 (37.89)	[1:10.84]				
	17.	MORETTI Angie	2008	FRA	OLYMPIC NICE NATATION	---	1:10.85	981 pts
		50 m : 32.67 (32.67)	100 m : 1:10.85 (38.18)	[1:10.85]				
	18.	POPESCU Mara-Maria	2008	FRA	DAUPHINS D'ANNECY	---	1:10.87	981 pts
		50 m : 31.95 (31.95)	100 m : 1:10.87 (38.92)	[1:10.87]				
Br	19.	FAGES Elsa	2008	FRA	CN POISSY	---	1:10.97	978 pts
		50 m : 31.42 (31.42)	100 m : 1:10.97 (39.55)	[1:10.97]				
Br	19.	SANDOVAL Noélie	2008	FRA	CN CÉVENNES ALÈS	---	1:10.97	978 pts
		50 m : 33.00 (33.00)	100 m : 1:10.97 (37.97)	[1:10.97]				
	21.	TARDY Clara	2008	FRA	CN NIORT	---	1:11.04	976 pts
		50 m : 33.25 (33.25)	100 m : 1:11.04 (37.79)	[1:11.04]				
	22.	BRIGUI Ines	2008	FRA	VAL D'ESSONNE MENNECY AQUA CLU	---	1:11.45	966 pts
		50 m : 33.57 (33.57)	100 m : 1:11.45 (37.88)	[1:11.45]				
	23.	NORET--JUILLIART Gwenaëlle	2008	FRA	CAPO CSL RVI LIMOGES NATATION	---	1:11.54	963 pts
		50 m : 33.04 (33.04)	100 m : 1:11.54 (38.50)	[1:11.54]				
	24.	HOCQUETTE Lily-Jeanne	2008	FRA	ST-DENIS RÉUNION	---	1:11.75	958 pts
		50 m : 34.11 (34.11)	100 m : 1:11.75 (37.64)	[1:11.75]				
	25.	CROSNIER Anais	2008	FRA	ANGERS NATATION	---	1:11.95	953 pts
		50 m : 33.38 (33.38)	100 m : 1:11.95 (38.57)	[1:11.95]				
	26.	CASSAR Manoli	2008	FRA	GRENOBLE ALP'38	---	1:12.03	951 pts
		50 m : 32.72 (32.72)	100 m : 1:12.03 (39.31)	[1:12.03]				
	27.	REMY-DAUTRICOURT Apoline	2008	FRA	CN EPINAL	---	1:12.25	945 pts
		50 m : 32.39 (32.39)	100 m : 1:12.25 (39.86)	[1:12.25]				
	28.	MALINGE Jade	2008	FRA	ANGERS NATATION	---	1:12.93	928 pts
		50 m : 33.25 (33.25)	100 m : 1:12.93 (39.68)	[1:12.93]				
	29.	YANYANA Cigdem	2008	FRA	US VILLEJUIF NATATION	---	1:12.95	927 pts
		50 m : 34.27 (34.27)	100 m : 1:12.95 (38.68)	[1:12.95]				
	30.	RICHARD Armelle	2008	FRA	HAGUE NATATION	---	1:13.01	926 pts
		50 m : 33.43 (33.43)	100 m : 1:13.01 (39.58)	[1:13.01]				
	31.	SANGARIA Sarah	2008	FRA	AQUATIC CLUB BOURGES	---	1:13.02	926 pts
		50 m : 33.99 (33.99)	100 m : 1:13.02 (39.03)	[1:13.02]				
	32.	RICHARD Alice	2008	FRA	OLIVET NATATION I'NOX	---	1:13.11	923 pts
		50 m : 33.30 (33.30)	100 m : 1:13.11 (39.81)	[1:13.11]				

Résultats

(Suite) Séries : 100 Papillon Dames - (Jeunes 3 : 13 ans)

[J3 : Lu 20/12/2021 - R5]

33.	COURVOISIER Jenna	2008	FRA	RC BRON DÉCINES NATATION	---	1:13.54	912 pts
50 m :	34.10 (34.10)	100 m :	1:13.54 (39.44)	[1:13.54]			
34.	TANGUY Yuna	2008	FRA	CN COUTANCES	---	1:13.63	910 pts
50 m :	33.08 (33.08)	100 m :	1:13.63 (40.55)	[1:13.63]			
35.	NAMDARIAN Shirin	2008	ITA	TEAM STRASBOURG SNS-ASPTT-PCS	---	1:14.53	888 pts
50 m :	33.55 (33.55)	100 m :	1:14.53 (40.98)	[1:14.53]			
36.	TAUMIHAU-GATIEN Vaihau	2008	FRA	I MUA NATATION	---	1:16.18	847 pts
50 m :	35.41 (35.41)	100 m :	1:16.18 (40.77)	[1:16.18]			
37.	JUPPIN Louise	2008	FRA	CHARLEVILLE-MÉZIÈRES NATATION	---	1:16.22	846 pts
50 m :	33.98 (33.98)	100 m :	1:16.22 (42.24)	[1:16.22]			
38.	DEROIDE Louise	2008	FRA	UN PLOËRMEL	---	1:20.81	739 pts
50 m :	35.16 (35.16)	100 m :	1:20.81 (45.65)	[1:20.81]			
---	RAY Lea	2008	FRA	CNS VALLAURIS		DNS dec	
---	ROQUES Tamara	2008	FRA	MONTPELLIER METROPOLE NATATION		DNS dec	

Séries : 100 Papillon Dames - (Jeunes 1 & 2 : 11 - 12 ans)

[J3 : Lu 20/12/2021 - R5]

QFA	1.	THIBULT Clara	2009	FRA	ASPTT NANCY	---	1:08.13	1054 pts
50 m :		32.26 (32.26)	100 m :	1:08.13 (35.87)	[1:08.13]			
QFA	2.	MENARD Fiorella	2009	FRA	NANTES NATATION	---	1:11.01	977 pts
50 m :		32.19 (32.19)	100 m :	1:11.01 (38.82)	[1:11.01]			
QFA	3.	LELONG Lola	2009	FRA	LILLE MÉTROPOLE NATATION	---	1:11.83	956 pts
50 m :		34.34 (34.34)	100 m :	1:11.83 (37.49)	[1:11.83]			
QFA	4.	SORHAINDO Mathilde	2009	FRA	FRANCOIS NATATION CLUB	---	1:12.46	940 pts
50 m :		33.06 (33.06)	100 m :	1:12.46 (39.40)	[1:12.46]			
QFA	5.	TSIA-KING-FUNG Sarah	2009	FRA	ST-DENIS RÉUNION	---	1:12.58	937 pts
50 m :		32.91 (32.91)	100 m :	1:12.58 (39.67)	[1:12.58]			
QFA	6.	LECHEVALIER Jeanne	2009	FRA	AMIENS METROPOLE NAT.	---	1:13.15	922 pts
50 m :		33.18 (33.18)	100 m :	1:13.15 (39.97)	[1:13.15]			
QFA	7.	BORDIER Elsa	2010	FRA	A ASEC NATATION SAINT-PAUL REU	---	1:13.20	921 pts
50 m :		34.55 (34.55)	100 m :	1:13.20 (38.65)	[1:13.20]			
QFA	8.	MATTEL Louisa	2009	FRA	SC THIONVILLE	---	1:13.55	912 pts
50 m :		33.57 (33.57)	100 m :	1:13.55 (39.98)	[1:13.55]			
QFB	9.	JULIE Houriya	2009	FRA	CLUB DES NAGEURS DE SAINT-LEU	---	1:13.74	907 pts
50 m :		33.34 (33.34)	100 m :	1:13.74 (40.40)	[1:13.74]			
QFB	10.	JAFFUEL Ella	2009	FRA	CNO ST-GERMAIN-EN-LAYE	---	1:14.53	888 pts
50 m :		33.55 (33.55)	100 m :	1:14.53 (40.98)	[1:14.53]			
QFB	11.	SOROMAN Malia	2009	FRA	L'ESPADON CN FORT-DE-FRANCE	---	1:14.68	884 pts
50 m :		34.47 (34.47)	100 m :	1:14.68 (40.21)	[1:14.68]			
QFB	12.	ALL TAMBA Roxane	2009	FRA	CNO ST-GERMAIN-EN-LAYE	---	1:14.98	877 pts
50 m :		34.74 (34.74)	100 m :	1:14.98 (40.24)	[1:14.98]			
QFB	13.	GAUDET Clelia	2009	FRA	NAT VILLEFRANCHE EN BEAUJOLAIS	---	1:14.99	876 pts
50 m :		35.01 (35.01)	100 m :	1:14.99 (39.98)	[1:14.99]			
QFB	14.	RAULT Anaïs	2009	FRA	CNO ST-GERMAIN-EN-LAYE	---	1:15.27	869 pts
50 m :		35.09 (35.09)	100 m :	1:15.27 (40.18)	[1:15.27]			
QFB	15.	DUMONT Romane	2009	FRA	AS CACHALOTS SIX-FOURS	---	1:15.34	868 pts
50 m :		34.53 (34.53)	100 m :	1:15.34 (40.81)	[1:15.34]			
QFB	16.	WUNSCHÉL GELIN Romane	2009	FRA	ALLIANCE DIJON NATATION	---	1:15.48	864 pts
50 m :		33.85 (33.85)	100 m :	1:15.48 (41.63)	[1:15.48]			
	17.	VARLOTEAUX Camille	2009	FRA	USM SARAN	---	1:15.73	858 pts
50 m :		35.32 (35.32)	100 m :	1:15.73 (40.41)	[1:15.73]			
	18.	LATASTE Leane	2009	FRA	SA MÉRIGNAC	---	1:16.01	851 pts
50 m :		36.32 (36.32)	100 m :	1:16.01 (39.69)	[1:16.01]			
	19.	MONTRouGE ÉlisA	2009	FRA	ST-DENIS RÉUNION	---	1:16.29	844 pts
50 m :		34.51 (34.51)	100 m :	1:16.29 (41.78)	[1:16.29]			
	20.	LABOLLE Maiwen	2009	FRA	CA L'HAY-LES-ROSES	---	1:16.85	831 pts
50 m :		34.14 (34.14)	100 m :	1:16.85 (42.71)	[1:16.85]			
	21.	BONNARD Heimaruiti	2009	FRA	FENUA SAUVETAGE NATATION	---	1:17.36	819 pts
50 m :		34.88 (34.88)	100 m :	1:17.36 (42.48)	[1:17.36]			
	22.	DURET Ava	2009	FRA	THANN OLYMPIC N	---	1:17.40	818 pts
50 m :		35.79 (35.79)	100 m :	1:17.40 (41.61)	[1:17.40]			

Résultats

(Suite) Séries : 100 Papillon Dames - (Jeunes 1 & 2 : 11 - 12 ans)

[J3 : Lu 20/12/2021 - R5]

23.	ALBEROLA Candice	2009	FRA	PAYS D'AIX NATATION	---	1:17.89	806 pts
50 m :	36.07 (36.07)	100 m :	1:17.89 (41.82)	[1:17.89]			
24.	DUPONT Romane	2010	FRA	WEPPEPES NATATION	---	1:18.12	801 pts
50 m :	35.54 (35.54)	100 m :	1:18.12 (42.58)	[1:18.12]			
25.	TIMO Ragihei-Kura	2010	FRA	OLYMPIQUE DE PIRAE	---	1:19.01	780 pts
50 m :	36.37 (36.37)	100 m :	1:19.01 (42.64)	[1:19.01]			
26.	GIGANON Morgane	2009	FRA	MONTLUÇON NATATION	---	1:19.40	771 pts
50 m :	34.63 (34.63)	100 m :	1:19.40 (44.77)	[1:19.40]			
27.	MEROT Angele	2010	FRA	DAUPHINS TOULOUSE OEC	---	1:19.46	769 pts
50 m :	37.46 (37.46)	100 m :	1:19.46 (42.00)	[1:19.46]			
28.	GIUDICELLI Chiara	2010	FRA	CN CANNES	---	1:19.69	764 pts
50 m :	36.02 (36.02)	100 m :	1:19.69 (43.67)	[1:19.69]			
29.	K'BIDI Sarah-Marie-Elodie	2009	FRA	SUD SAUVAGE NATATION SAINT PHI	---	1:20.31	750 pts
50 m :	37.38 (37.38)	100 m :	1:20.31 (42.93)	[1:20.31]			
30.	LE ROUX Eden	2010	FRA	CN BREST	---	1:20.69	741 pts
50 m :	36.86 (36.86)	100 m :	1:20.69 (43.83)	[1:20.69]			
31.	BODY Alice	2010	FRA	MARCQ NATATION	---	1:22.28	706 pts
50 m :	36.79 (36.79)	100 m :	1:22.28 (45.49)	[1:22.28]			
32.	SUSPENE Clémence	2010	FRA	CA ORSAY	---	1:22.44	702 pts
50 m :	37.12 (37.12)	100 m :	1:22.44 (45.32)	[1:22.44]			
33.	DIGUET Eloise	2010	FRA	OLYMPIC NICE NATATION	---	1:23.63	676 pts
50 m :	37.56 (37.56)	100 m :	1:23.63 (46.07)	[1:23.63]			
34.	MEZAGHRANI Ambrine	2010	FRA	CLUB DE NATATION DE SASSENAGE	---	1:25.44	637 pts
50 m :	38.46 (38.46)	100 m :	1:25.44 (46.98)	[1:25.44]			
---	ARCHAMBAULT Océane	2009	FRA	AS MONACO NATATION		DNS dec	
---	AZIZI Lilia	2009	FRA	SN VERSAILLES		DNS dec	

Résultats

[Cotation FFN]

Records du 100 Papillon Messieurs

Meilleures Performances Françaises 14 ans: **57.90** MAZELLIER Nans (2004) FRA 23/12/2018 SAINT-DENIS

Meilleures Performances Françaises 13 ans: **1:00.58** PELEY Lucas (2003) FRA 12/12/2016 BRISBANE

Meilleures Performances Françaises 12 ans: **1:05.03** OOPA Teherearii (2008) FRA 20/12/2020 TOULOUSE

CUMUL : 100 Papillon Messieurs - (Jeunes 3 : 14 ans)

[J3 : Lu 20/12/2021 - R6]

1.	SCHLIENGER Lilian	2007	FRA	AMSL FRÉJUS		1:58.85
2.	MOUSSA Adam-Samy	2007	FRA	CNO ST-GERMAIN-EN-LAYE		1:59.11
3.	KOUADIO-LE REST Liam	2007	FRA	NEPTUNE CLUB DE FRANCE		2:01.68
4.	AMADI Gaël	2007	FRA	AS VILLENEUVE-LÈS-AVIGNON		2:02.11
5.	STRAZZABOSCO Quentin	2007	FRA	CN ANTIBES		2:02.82
6.	GAMBIN Teo	2007	FRA	CN LE PLESSIS-ROBINSON		2:04.10
7.	DENNY-HALLER Noah	2007	FRA	ERSTEIN AQUATIC CLUB		2:04.24
8.	BRUN--FERREIRA Florentin	2007	FRA	AMIENS METROPOLE NAT.		2:04.67
9.	LOPEZ Maxime	2007	FRA	OLYMPIC NICE NATATION		2:04.83
10.	CONDETTE Amaury	2007	FRA	SN VERSAILLES		2:04.85
11.	MEUBRY Simon	2007	FRA	CN BREST		2:05.02
12.	KINTZ Matthieu	2007	FRA	CNP DE SAINT-LO		2:05.25
13.	RAYNAUD Mathis	2007	FRA	LAVOUR NATATION 81		2:05.66
14.	POTTIER Estin	2007	FRA	CN LE MANS		2:06.09
15.	FRONTEAU Matis	2007	FRA	NAUTIC CLUB LA CRAU		2:06.14
16.	LAFOSSE Jules	2007	FRA	GIRONDINS BORDEAUX		2:06.37

Finale A : 100 Papillon Messieurs - (Jeunes 3 : 14 ans)

[J3 : Lu 20/12/2021 - R6]

1.	MOUSSA Adam-Samy	2007	FRA	CNO ST-GERMAIN-EN-LAYE	---	59.10	1122 pts
50 m :	27.53 (27.53)	100 m :	59.10 (31.57) [59.10]				
2.	SCHLIENGER Lilian	2007	FRA	AMSL FRÉJUS	---	59.63	1107 pts
50 m :	27.72 (27.72)	100 m :	59.63 (31.91) [59.63]				
3.	KOUADIO-LE REST Liam	2007	FRA	NEPTUNE CLUB DE FRANCE	---	1:00.41	1085 pts
50 m :	28.63 (28.63)	100 m :	1:00.41 (31.78) [1:00.41]				
4.	AMADI Gaël	2007	FRA	AS VILLENEUVE-LÈS-AVIGNON	---	1:00.87	1072 pts
50 m :	28.59 (28.59)	100 m :	1:00.87 (32.28) [1:00.87]				
5.	STRAZZABOSCO Quentin	2007	FRA	CN ANTIBES	---	1:01.43	1056 pts
50 m :	28.54 (28.54)	100 m :	1:01.43 (32.89) [1:01.43]				
6.	GAMBIN Teo	2007	FRA	CN LE PLESSIS-ROBINSON	---	1:01.85	1044 pts
50 m :	29.09 (29.09)	100 m :	1:01.85 (32.76) [1:01.85]				
7.	DENNY-HALLER Noah	2007	FRA	ERSTEIN AQUATIC CLUB	---	1:01.86	1044 pts
50 m :	28.68 (28.68)	100 m :	1:01.86 (33.18) [1:01.86]				
8.	BRUN--FERREIRA Florentin	2007	FRA	AMIENS METROPOLE NAT.	---	1:02.53	1026 pts
50 m :	28.54 (28.54)	100 m :	1:02.53 (33.99) [1:02.53]				

Finale B : 100 Papillon Messieurs - (Jeunes 3 : 14 ans)

[J3 : Lu 20/12/2021 - R6]

1.	LOPEZ Maxime	2007	FRA	OLYMPIC NICE NATATION	---	1:01.89	1043 pts
50 m :	29.41 (29.41)	100 m :	1:01.89 (32.48) [1:01.89]				
2.	MEUBRY Simon	2007	FRA	CN BREST	---	1:02.12	1037 pts
50 m :	28.58 (28.58)	100 m :	1:02.12 (33.54) [1:02.12]				
3.	CONDETTE Amaury	2007	FRA	SN VERSAILLES	---	1:02.41	1029 pts
50 m :	29.73 (29.73)	100 m :	1:02.41 (32.68) [1:02.41]				
4.	KINTZ Matthieu	2007	FRA	CNP DE SAINT-LO	---	1:02.51	1026 pts
50 m :	29.03 (29.03)	100 m :	1:02.51 (33.48) [1:02.51]				
5.	RAYNAUD Mathis	2007	FRA	LAVOUR NATATION 81	---	1:02.63	1023 pts
50 m :	29.23 (29.23)	100 m :	1:02.63 (33.40) [1:02.63]				
6.	LAFOSSE Jules	2007	FRA	GIRONDINS BORDEAUX	---	1:03.12	1009 pts
50 m :	29.47 (29.47)	100 m :	1:03.12 (33.65) [1:03.12]				
7.	FRONTEAU Matis	2007	FRA	NAUTIC CLUB LA CRAU	---	1:03.16	1008 pts
50 m :	29.41 (29.41)	100 m :	1:03.16 (33.75) [1:03.16]				
8.	POTTIER Estin	2007	FRA	CN LE MANS	---	1:03.21	1007 pts
50 m :	29.61 (29.61)	100 m :	1:03.21 (33.60) [1:03.21]				

Résultats

CUMUL : 100 Papillon Messieurs - (Jeunes 1 & 2 : 12 - 13 ans)

[J3 : Lu 20/12/2021 - R6]

1.	GHOUDANE Elias	2008	FRA	STADE BÉTHUNE PÉLICAN CLUB	2:01.68
2.	BARTHELEMY Jules	2008	FRA	ES THAON	2:03.10
3.	OOPA Teherearii	2008	FRA	I MUA NATATION	2:03.55
4.	FERRERE Alexandre	2008	FRA	CERCLE NAGEURS ST-JOSEPH	2:04.96
5.	ARRAUDEAU Martin	2008	FRA	ANCENIS COURSE NATATION	2:09.38
6.	BOURLET Thomas	2008	FRA	GIRONDINS BORDEAUX	2:09.78
7.	THIRIOT Anthony	2008	FRA	ST-DENIS RÉUNION	2:10.10
8.	MOREL Yanis	2008	FRA	DAUPHINS OBERNAI	2:10.66
9.	LAVITOLA Matteo	2008	FRA	CN ANTIBES	2:10.69
10.	HINFRAY Gaetan	2008	FRA	ANGERS NATATION	2:11.22
11.	BUTTARELLI Claudio	2009	ITA	LILLE MÉTROPOLE NATATION	2:13.17
12.	RENARD Jules	2008	FRA	GRAVELINES NATATION	2:13.37
13.	ZOZIME Jean-Nael	2008	FRA	LONGVILLIERS CLUB	2:13.90
14.	KAVANAGH Cillian	2008	FRA	GRENOBLE ALP'38	2:14.75
15.	CHAUVET Mathis	2008	FRA	AC HYÈRES	2:15.81
16.	MOREAU Nathan	2009	FRA	MONTPELLIER METROPOLE NATATION	2:16.05

Finale A : 100 Papillon Messieurs - (Jeunes 1 & 2 : 12 - 13 ans)

[J3 : Lu 20/12/2021 - R6]

1.	GHOUDANE Elias	2008	FRA	STADE BÉTHUNE PÉLICAN CLUB	---	1:00.59	1080 pts
50 m :	28.32 (28.32)	100 m :	1:00.59 (32.27)	[1:00.59]			
2.	BARTHELEMY Jules	2008	FRA	ES THAON	---	1:00.93	1070 pts
50 m :	28.14 (28.14)	100 m :	1:00.93 (32.79)	[1:00.93]			
3.	OOPA Teherearii	2008	FRA	I MUA NATATION	---	1:01.86	1044 pts
50 m :	28.52 (28.52)	100 m :	1:01.86 (33.34)	[1:01.86]			
4.	FERRERE Alexandre	2008	FRA	CERCLE NAGEURS ST-JOSEPH	---	1:02.12	1037 pts
50 m :	28.89 (28.89)	100 m :	1:02.12 (33.23)	[1:02.12]			
5.	ARRAUDEAU Martin	2008	FRA	ANCENIS COURSE NATATION	---	1:04.23	979 pts
50 m :	30.06 (30.06)	100 m :	1:04.23 (34.17)	[1:04.23]			
6.	THIRIOT Anthony	2008	FRA	ST-DENIS RÉUNION	---	1:05.28	951 pts
50 m :	30.13 (30.13)	100 m :	1:05.28 (35.15)	[1:05.28]			
7.	LAVITOLA Matteo	2008	FRA	CN ANTIBES	---	1:05.49	946 pts
50 m :	30.08 (30.08)	100 m :	1:05.49 (35.41)	[1:05.49]			
8.	BOURLET Thomas	2008	FRA	GIRONDINS BORDEAUX	---	1:05.64	942 pts
50 m :	29.59 (29.59)	100 m :	1:05.64 (36.05)	[1:05.64]			

Finale B : 100 Papillon Messieurs - (Jeunes 1 & 2 : 12 - 13 ans)

[J3 : Lu 20/12/2021 - R6]

1.	MOREL Yanis	2008	FRA	DAUPHINS OBERNAI	---	1:04.51	972 pts
50 m :	30.47 (30.47)	100 m :	1:04.51 (34.04)	[1:04.51]			
2.	HINFRAY Gaetan	2008	FRA	ANGERS NATATION	---	1:05.09	956 pts
50 m :	31.06 (31.06)	100 m :	1:05.09 (34.03)	[1:05.09]			
3.	RENARD Jules	2008	FRA	GRAVELINES NATATION	---	1:06.53	918 pts
50 m :	31.12 (31.12)	100 m :	1:06.53 (35.41)	[1:06.53]			
4.	BUTTARELLI Claudio	2009	ITA	LILLE MÉTROPOLE NATATION	---	1:06.60	917 pts
50 m :	31.34 (31.34)	100 m :	1:06.60 (35.26)	[1:06.60]			
5.	KAVANAGH Cillian	2008	FRA	GRENOBLE ALP'38	---	1:06.75	913 pts
50 m :	30.78 (30.78)	100 m :	1:06.75 (35.97)	[1:06.75]			
6.	ZOZIME Jean-Nael	2008	FRA	LONGVILLIERS CLUB	---	1:06.98	907 pts
50 m :	32.02 (32.02)	100 m :	1:06.98 (34.96)	[1:06.98]			
7.	CHAUVET Mathis	2008	FRA	AC HYÈRES	---	1:07.53	893 pts
50 m :	31.61 (31.61)	100 m :	1:07.53 (35.92)	[1:07.53]			
8.	MOREAU Nathan	2009	FRA	MONTPELLIER METROPOLE NATATION	---	1:08.15	877 pts
50 m :	31.18 (31.18)	100 m :	1:08.15 (36.97)	[1:08.15]			

Séries : 100 Papillon Messieurs - (Jeunes 3 : 14 ans)

[J3 : Lu 20/12/2021 - R5]

QFA	1.	SCHLIENGER Lilian	2007	FRA	AMSL FRÉJUS	---	59.22	1119 pts
50 m :		27.36 (27.36)	100 m :	59.22 (31.86)	[59.22]			

Résultats

(Suite) Séries : 100 Papillon Messieurs - (Jeunes 3 : 14 ans)

[J3 : Lu 20/12/2021 - R5]

QFA	2.	MOUSSA Adam-Samy	2007	FRA	CNO ST-GERMAIN-EN-LAYE	---	1:00.01	1096 pts
	50 m :	28.14 (28.14)	100 m :	1:00.01 (31.87)	[1:00.01]			
QFA	3.	AMADI Gaël	2007	FRA	AS VILLENEUVE-LÈS-AVIGNON	---	1:01.24	1062 pts
	50 m :	28.73 (28.73)	100 m :	1:01.24 (32.51)	[1:01.24]			
QFA	4.	KOUADIO-LE REST Liam	2007	FRA	NEPTUNE CLUB DE FRANCE	---	1:01.27	1061 pts
	50 m :	29.21 (29.21)	100 m :	1:01.27 (32.06)	[1:01.27]			
QFA	5.	STRAZZABOSCO Quentin	2007	FRA	CN ANTIBES	---	1:01.39	1057 pts
	50 m :	28.30 (28.30)	100 m :	1:01.39 (33.09)	[1:01.39]			
QFA	6.	BRUN--FERREIRA Florentin	2007	FRA	AMIENS METROPOLE NAT.	---	1:02.14	1036 pts
	50 m :	28.38 (28.38)	100 m :	1:02.14 (33.76)	[1:02.14]			
QFA	7.	GAMBIN Teo	2007	FRA	CN LE PLESSIS-ROBINSON	---	1:02.25	1033 pts
	50 m :	28.72 (28.72)	100 m :	1:02.25 (33.53)	[1:02.25]			
QFA	8.	DENNY-HALLER Noah	2007	FRA	ERSTEIN AQUATIC CLUB	---	1:02.38	1030 pts
	50 m :	29.42 (29.42)	100 m :	1:02.38 (32.96)	[1:02.38]			
QFB	9.	CONDETTE Amaury	2007	FRA	SN VERSAILLES	---	1:02.44	1028 pts
	50 m :	28.77 (28.77)	100 m :	1:02.44 (33.67)	[1:02.44]			
QFB	10.	KINTZ Matthieu	2007	FRA	CNP DE SAINT-LO	---	1:02.74	1020 pts
	50 m :	29.43 (29.43)	100 m :	1:02.74 (33.31)	[1:02.74]			
QFB	11.	POTTIER Estin	2007	FRA	CN LE MANS	---	1:02.88	1016 pts
	50 m :	29.07 (29.07)	100 m :	1:02.88 (33.81)	[1:02.88]			
QFB	12.	MEUBRY Simon	2007	FRA	CN BREST	---	1:02.90	1015 pts
	50 m :	28.55 (28.55)	100 m :	1:02.90 (34.35)	[1:02.90]			
QFB	13.	LOPEZ Maxime	2007	FRA	OLYMPIC NICE NATATION	---	1:02.94	1014 pts
	50 m :	30.29 (30.29)	100 m :	1:02.94 (32.65)	[1:02.94]			
QFB	14.	FRONTEAU Matis	2007	FRA	NAUTIC CLUB LA CRAU	---	1:02.98	1013 pts
	50 m :	29.26 (29.26)	100 m :	1:02.98 (33.72)	[1:02.98]			
QFB	15.	RAYNAUD Mathis	2007	FRA	LAVAU NATATION 81	---	1:03.03	1012 pts
	50 m :	29.08 (29.08)	100 m :	1:03.03 (33.95)	[1:03.03]			
QFB	16.	LAFOSSE Jules	2007	FRA	GIRONDINS BORDEAUX	---	1:03.25	1006 pts
	50 m :	29.79 (29.79)	100 m :	1:03.25 (33.46)	[1:03.25]			
	17.	PARKER Ethan	2007	FRA	RACING CLUB DE FRANCE	---	1:03.31	1004 pts
	50 m :	29.63 (29.63)	100 m :	1:03.31 (33.68)	[1:03.31]			
	18.	PROU Christophe	2007	FRA	CANARDS LA ROCHELLE	---	1:03.57	997 pts
	50 m :	29.98 (29.98)	100 m :	1:03.57 (33.59)	[1:03.57]			
	19.	MERIGUET Abel	2007	FRA	STADE DE REIMS NATATION	---	1:03.64	995 pts
	50 m :	29.60 (29.60)	100 m :	1:03.64 (34.04)	[1:03.64]			
	20.	CHERRIER Charlie	2007	FRA	EN CAEN	---	1:03.72	993 pts
	50 m :	29.15 (29.15)	100 m :	1:03.72 (34.57)	[1:03.72]			
	21.	VERGNES Raphael	2007	FRA	ASPTT TOULOUSE	---	1:03.81	991 pts
	50 m :	29.81 (29.81)	100 m :	1:03.81 (34.00)	[1:03.81]			
	22.	REGNIER Yanis	2007	FRA	GRENOBLE ALP'38	---	1:04.26	979 pts
	50 m :	30.33 (30.33)	100 m :	1:04.26 (33.93)	[1:04.26]			
	23.	LOVIN Sébastien	2007	FRA	OLYMPIC NICE NATATION	---	1:04.33	977 pts
	50 m :	28.93 (28.93)	100 m :	1:04.33 (35.40)	[1:04.33]			
	24.	MOY Hugo	2007	FRA	AS VILLENEUVE-LÈS-AVIGNON	---	1:04.42	974 pts
	50 m :	30.48 (30.48)	100 m :	1:04.42 (33.94)	[1:04.42]			
	25.	BONNIN Florent	2007	FRA	ASPTT MONTPELLIER	---	1:04.43	974 pts
	50 m :	29.44 (29.44)	100 m :	1:04.43 (34.99)	[1:04.43]			
	26.	LEFEVRE Bixente	2007	FRA	MONTPELLIER METROPOLE NATATION	---	1:04.60	969 pts
	50 m :	29.78 (29.78)	100 m :	1:04.60 (34.82)	[1:04.60]			
	27.	CAZAL Raphael	2007	FRA	ST-DENIS RÉUNION	---	1:04.62	969 pts
	50 m :	29.67 (29.67)	100 m :	1:04.62 (34.95)	[1:04.62]			
	28.	BROS Nathan	2007	FRA	OLIVET NATATION I'NOX	---	1:04.75	965 pts
	50 m :	29.85 (29.85)	100 m :	1:04.75 (34.90)	[1:04.75]			
	29.	BOUCHY Noa	2007	FRA	ALLIANCE DIJON NATATION	---	1:04.92	961 pts
	50 m :	30.41 (30.41)	100 m :	1:04.92 (34.51)	[1:04.92]			
	30.	TRABELSI Nour	2007	FRA	CNO ST-GERMAIN-EN-LAYE	---	1:05.04	958 pts
	50 m :	29.76 (29.76)	100 m :	1:05.04 (35.28)	[1:05.04]			
	31.	GARIN-COUPILLAUD Timothee	2007	FRA	MULHOUSE ON	---	1:05.58	943 pts
	50 m :	30.58 (30.58)	100 m :	1:05.58 (35.00)	[1:05.58]			
	32.	CARONA Sandro	2007	FRA	MARSOUINS HÉROUVILLE	---	1:05.90	935 pts
	50 m :	29.18 (29.18)	100 m :	1:05.90 (36.72)	[1:05.90]			

Résultats

(Suite) Séries : 100 Papillon Messieurs - (Jeunes 3 : 14 ans)

[J3 : Lu 20/12/2021 - R5]

	33.	GERVAIS Valentin	2007	FRA	ASM CHAMALIERES NATATION	---	1:06.13	929 pts
50 m :		29.59 (29.59)	100 m :		1:06.13 (36.54) [1:06.13]			
	34.	LE GOFF Maxence	2007	FRA	UNION QUIMPER NATATION	---	1:06.21	927 pts
50 m :		30.23 (30.23)	100 m :		1:06.21 (35.98) [1:06.21]			
	35.	JULIE Ridwane	2007	FRA	CLUB DES NAGEURS DE SAINT-LEU	---	1:06.29	925 pts
50 m :		31.05 (31.05)	100 m :		1:06.29 (35.24) [1:06.29]			
	36.	SATGE Simon	2007	FRA	GAILLAC NATATION	---	1:06.75	913 pts
50 m :		30.76 (30.76)	100 m :		1:06.75 (35.99) [1:06.75]			
Br	37.	BOURGOUIN Elijah	2007	FRA	ALLONNES JEUNESSE SPORTIVE	---	1:06.79	912 pts
50 m :		30.54 (30.54)	100 m :		1:06.79 (36.25) [1:06.79]			
Br	37.	DELPECH Alexis	2007	FRA	AC HYÈRES	---	1:06.79	912 pts
50 m :		29.23 (29.23)	100 m :		1:06.79 (37.56) [1:06.79]			
	39.	GALLANT Achille	2007	FRA	LA ROCHE-SUR-YON NATATION	---	1:07.45	895 pts
50 m :		31.13 (31.13)	100 m :		1:07.45 (36.32) [1:07.45]			
	40.	MULLER Lucas	2007	FRA	CN ST-AVOLD	---	1:07.59	891 pts
50 m :		30.83 (30.83)	100 m :		1:07.59 (36.76) [1:07.59]			
	41.	CHEVET Paul	2007	FRA	CN LE MANS	---	1:07.71	888 pts
50 m :		30.82 (30.82)	100 m :		1:07.71 (36.89) [1:07.71]			
	42.	BOUDARINE Imran	2007	FRA	CN MELUN VAL DE SEINE	---	1:08.37	871 pts
50 m :		33.01 (33.01)	100 m :		1:08.37 (35.36) [1:08.37]			
	43.	WAGNER Mathias	2007	FRA	SN METZ	---	1:08.64	864 pts
50 m :		30.90 (30.90)	100 m :		1:08.64 (37.74) [1:08.64]			
	44.	LENORRY Lucas	2007	FRA	CN COUTANCES	---	1:09.30	848 pts
50 m :		30.36 (30.36)	100 m :		1:09.30 (38.94) [1:09.30]			
	45.	ROCQ Antoine	2007	FRA	NOGENT NATATION 94	---	1:10.47	819 pts
50 m :		32.59 (32.59)	100 m :		1:10.47 (37.88) [1:10.47]			
	---	BENSOLTANE Samy	2007	FRA	CERGY PONTOISE NATATION		DNS dec	
	---	HAREL Thomas	2007	FRA	ENC ACHICOURT		DNS dec	

Séries : 100 Papillon Messieurs - (Jeunes 1 & 2 : 12 - 13 ans)

[J3 : Lu 20/12/2021 - R5]

QFA	1.	GHOUDANE Elias	2008	FRA	STADE BÉTHUNE PÉLICAN CLUB	---	1:01.09	1066 pts
50 m :		28.31 (28.31)	100 m :		1:01.09 (32.78) [1:01.09]			
QFA	2.	OOPA Teherearii	2008	FRA	I MUA NATATION	---	1:01.69	1049 pts
50 m :		28.86 (28.86)	100 m :		1:01.69 (32.83) [1:01.69]			
QFA	3.	BARTHELEMY Jules	2008	FRA	ES THAON	---	1:02.17	1036 pts
50 m :		28.55 (28.55)	100 m :		1:02.17 (33.62) [1:02.17]			
QFA	4.	FERRERE Alexandre	2008	FRA	CERCLE NAGEURS ST-JOSEPH	---	1:02.84	1017 pts
50 m :		29.27 (29.27)	100 m :		1:02.84 (33.57) [1:02.84]			
QFA	5.	BOURLET Thomas	2008	FRA	GIRONDINS BORDEAUX	---	1:04.14	982 pts
50 m :		29.24 (29.24)	100 m :		1:04.14 (34.90) [1:04.14]			
QFA	6.	THIRIOT Anthony	2008	FRA	ST-DENIS RÉUNION	---	1:04.82	964 pts
50 m :		31.01 (31.01)	100 m :		1:04.82 (33.81) [1:04.82]			
QFA	7.	ARRAUDEAU Martin	2008	FRA	ANCENIS COURSE NATATION	---	1:05.15	955 pts
50 m :		29.89 (29.89)	100 m :		1:05.15 (35.26) [1:05.15]			
QFA	8.	LAVITOLA Matteo	2008	FRA	CN ANTIBES	---	1:05.20	953 pts
50 m :		29.66 (29.66)	100 m :		1:05.20 (35.54) [1:05.20]			
QFB	9.	BARREAU-LE SOMMER Rémi	2008	FRA	AURAY NATATION	---	1:06.02	932 pts
50 m :		30.18 (30.18)	100 m :		1:06.02 (35.84) [1:06.02]			
QFB	10.	HINFRAY Gaetan	2008	FRA	ANGERS NATATION	---	1:06.13	929 pts
50 m :		30.72 (30.72)	100 m :		1:06.13 (35.41) [1:06.13]			
QFB	11.	MOREL Yanis	2008	FRA	DAUPHINS OBERNAI	---	1:06.15	928 pts
50 m :		29.86 (29.86)	100 m :		1:06.15 (36.29) [1:06.15]			
QFB	12.	BUTTARELLI Claudio	2009	ITA	LILLE MÉTROPOLE NATATION	---	1:06.57	917 pts
50 m :		30.97 (30.97)	100 m :		1:06.57 (35.60) [1:06.57]			
QFB	13.	RENARD Jules	2008	FRA	GRAVELINES NATATION	---	1:06.84	910 pts
50 m :		31.11 (31.11)	100 m :		1:06.84 (35.73) [1:06.84]			
QFB	14.	ZOZIME Jean-Nael	2008	FRA	LONGVILLIERS CLUB	---	1:06.92	908 pts
50 m :		32.16 (32.16)	100 m :		1:06.92 (34.76) [1:06.92]			
QFB	15.	MOREAU Nathan	2009	FRA	MONTPELLIER METROPOLE NATATION	---	1:07.90	883 pts
50 m :		31.10 (31.10)	100 m :		1:07.90 (36.80) [1:07.90]			



(Suite) Séries : 100 Papillon Messieurs - (Jeunes 1 & 2 : 12 - 13 ans)

[J3 : Lu 20/12/2021 - R5]

QFB	16.	KAVANAGH Cillian	2008	FRA	GRENOBLE ALP'38	---	1:08.00	881 pts
	50 m :	30.98 (30.98)	100 m :	1:08.00 (37.02)	[1:08.00]			
	17.	CHAUVET Mathis	2008	FRA	AC HYÈRES	---	1:08.28	873 pts
	50 m :	31.61 (31.61)	100 m :	1:08.28 (36.67)	[1:08.28]			
Br	18.	BERLENGUER Jules	2008	FRA	AMIENS METROPOLE NAT.	---	1:08.74	862 pts
	50 m :	31.04 (31.04)	100 m :	1:08.74 (37.70)	[1:08.74]			
Br	18.	BORDIER Mahel	2008	FRA	A ASEC NATATION SAINT-PAUL REU	---	1:08.74	862 pts
	50 m :	31.85 (31.85)	100 m :	1:08.74 (36.89)	[1:08.74]			
	20.	BOUVIER Alexandre	2008	FRA	CN CANNES	---	1:08.76	861 pts
	50 m :	32.48 (32.48)	100 m :	1:08.76 (36.28)	[1:08.76]			
	21.	PERON Elyot	2009	FRA	AMBERIEU NAT BUGEY COTIERE	---	1:09.17	851 pts
	50 m :	32.46 (32.46)	100 m :	1:09.17 (36.71)	[1:09.17]			
	22.	TRICOIRE Lucas	2009	FRA	CN MARSEILLE	---	1:09.46	844 pts
	50 m :	32.30 (32.30)	100 m :	1:09.46 (37.16)	[1:09.46]			
	23.	RANGUIN Noam	2008	FRA	CERCLE NAGEURS ST-JOSEPH	---	1:09.52	842 pts
	50 m :	32.26 (32.26)	100 m :	1:09.52 (37.26)	[1:09.52]			
	24.	BOUHADIBA Anes	2009	ALG	DUNKERQUE NATATION	---	1:09.67	838 pts
	50 m :	31.87 (31.87)	100 m :	1:09.67 (37.80)	[1:09.67]			
	25.	KLIOUTCHKO Yael	2009	FRA	ALLIANCE DIJON NATATION	---	1:09.82	835 pts
	50 m :	31.58 (31.58)	100 m :	1:09.82 (38.24)	[1:09.82]			
	26.	PAYET Antoine	2008	FRA	SUD SAUVAGE NATATION SAINT PHI	---	1:09.93	832 pts
	50 m :	31.29 (31.29)	100 m :	1:09.93 (38.64)	[1:09.93]			
	27.	MAGNAUDEIX BLANQUET Batiste	2008	FRA	AQUA GRIMPE MILLAU GRANDS CAUS	---	1:10.02	830 pts
	50 m :	32.86 (32.86)	100 m :	1:10.02 (37.16)	[1:10.02]			
	28.	FROMENT Owen	2008	FRA	JEANNE D'ARC DRANCY	---	1:10.12	827 pts
	50 m :	31.56 (31.56)	100 m :	1:10.12 (38.56)	[1:10.12]			
	29.	GUY Gregoire	2008	FRA	RACING CLUB DE FRANCE	---	1:10.18	826 pts
	50 m :	31.45 (31.45)	100 m :	1:10.18 (38.73)	[1:10.18]			
	30.	LABOUGLIE Francois	2009	FRA	SOISSONS NATATION SPORTIVE	---	1:10.25	824 pts
	50 m :	32.45 (32.45)	100 m :	1:10.25 (37.80)	[1:10.25]			
	31.	RAMBAL Raphael	2008	FRA	MONTPELLIER PAILLADE NATATION	---	1:10.99	806 pts
	50 m :	32.74 (32.74)	100 m :	1:10.99 (38.25)	[1:10.99]			
	32.	RAY Dimitri	2009	FRA	NAT VILLEFRANCHE EN BEAUJOLAIS	---	1:11.26	799 pts
	50 m :	32.58 (32.58)	100 m :	1:11.26 (38.68)	[1:11.26]			
	33.	JAEGY Julien	2009	FRA	DAUPHINS DE ST-LOUIS	---	1:11.39	796 pts
	50 m :	32.22 (32.22)	100 m :	1:11.39 (39.17)	[1:11.39]			
	34.	TRIMAILLE Constant	2008	FRA	ENTENTE DELLE ETUEFFONT N 99	---	1:11.52	793 pts
	50 m :	32.96 (32.96)	100 m :	1:11.52 (38.56)	[1:11.52]			
	35.	CORNU Dorian	2009	FRA	CN ANTIBES	---	1:11.80	786 pts
	50 m :	33.74 (33.74)	100 m :	1:11.80 (38.06)	[1:11.80]			
	36.	MAJCHER Marius	2008	FRA	CN LE PLESSIS-ROBINSON	---	1:11.99	782 pts
	50 m :	34.16 (34.16)	100 m :	1:11.99 (37.83)	[1:11.99]			
	37.	COUTAREL Jean-Claude	2009	FRA	CERCLE AQUATIQUE PISCENOIS	---	1:12.12	779 pts
	50 m :	31.40 (31.40)	100 m :	1:12.12 (40.72)	[1:12.12]			
	38.	FAHRNER Sasha	2009	FRA	CO VERNOUILLET	---	1:12.19	777 pts
	50 m :	31.81 (31.81)	100 m :	1:12.19 (40.38)	[1:12.19]			
	39.	SERTTAS Noyan	2009	FRA	SN MONTGERON	---	1:12.31	774 pts
	50 m :	33.45 (33.45)	100 m :	1:12.31 (38.86)	[1:12.31]			
	40.	GRAVIER Victor	2009	FRA	ASM CHAMALIERES NATATION	---	1:13.25	752 pts
	50 m :	32.94 (32.94)	100 m :	1:13.25 (40.31)	[1:13.25]			
	41.	BIDA Mohamed Anis	2009	TUN	OLYMPIQUE LA GARENNE-COLOMBES	---	1:13.33	750 pts
	50 m :	33.85 (33.85)	100 m :	1:13.33 (39.48)	[1:13.33]			
	42.	CLÉMENT Constant	2009	FRA	ANDELLE NATATION	---	1:13.38	749 pts
	50 m :	33.51 (33.51)	100 m :	1:13.38 (39.87)	[1:13.38]			
	43.	DOLEY Basile	2009	FRA	C VIKINGS DE ROUEN	---	1:14.58	721 pts
	50 m :	34.31 (34.31)	100 m :	1:14.58 (40.27)	[1:14.58]			
	44.	KECK Guillaume	2009	FRA	ASPTT MONTPELLIER	---	1:14.85	714 pts
	50 m :	35.45 (35.45)	100 m :	1:14.85 (39.40)	[1:14.85]			
	45.	MAILLOT Valentin	2009	FRA	LES DAUPHINS ST-LOUIS	---	1:14.97	712 pts
	50 m :	34.18 (34.18)	100 m :	1:14.97 (40.79)	[1:14.97]			
	46.	ISSA Marwan	2009	FRA	ST-DENIS RÉUNION	---	1:15.26	705 pts
	50 m :	35.11 (35.11)	100 m :	1:15.26 (40.15)	[1:15.26]			

Résultats

(Suite) Séries : 100 Papillon Messieurs - (Jeunes 1 & 2 : 12 - 13 ans)

[J3 : Lu 20/12/2021 - R5]

47.	PAVLOVIC Luka	2009	FRA	SN MONTGERON	---	1:16.26	682 pts
50 m :	34.17 (34.17)	100 m :	1:16.26 (42.09)	[1:16.26]			
48.	ALBERT Thibault	2009	FRA	OLYMPIC NICE NATATION	---	1:16.97	666 pts
50 m :	34.26 (34.26)	100 m :	1:16.97 (42.71)	[1:16.97]			
49.	LE GRATIET Yohann	2009	FRA	C VIKINGS DE ROUEN	---	1:20.08	599 pts
50 m :	36.40 (36.40)	100 m :	1:20.08 (43.68)	[1:20.08]			
50.	LECLERCQ Romain	2009	FRA	CN LUNEL	---	1:20.74	585 pts
50 m :	32.84 (32.84)	100 m :	1:20.74 (47.90)	[1:20.74]			
51.	GODEFROY Gaspard	2009	FRA	CNP DE SAINT-LO	---	1:21.27	574 pts
50 m :	35.03 (35.03)	100 m :	1:21.27 (46.24)	[1:21.27]			
---	POIRAT Sacha	2008	FRA	CN LA CIOTAT		DSQ	
---	REGA-PEZARD Byron	2008	FRA	OLYMPIC NICE NATATION		DSQ	
---	DE VIVIE Yoann	2009	FRA	DAUPHINS TOULOUSE OEC		DNF	
---	PELLE Luca-Alexandru	2009	BEL	DENAIN NAT. PORTE DU HAINAUT		DNS dec	

Barrage Finales Barrage : 100 Papillon Messieurs

[J3 : Lu 20/12/2021 - R5]

1.	BERLENGUER Jules	2008	FRA	AMIENS METROPOLE NAT.	---	1:07.66	889 pts
50 m :	31.66 (31.66)	100 m :	1:07.66 (36.00)	[1:07.66]			
2.	BORDIER Mahel	2008	FRA	A ASEC NATATION SAINT-PAUL REU	---	1:07.78	886 pts
50 m :	31.34 (31.34)	100 m :	1:07.78 (36.44)	[1:07.78]			

Résultats

[Cotation FFN]

Records du 100 Dos Dames

Meilleures Performances Françaises 14 ans: **1:03.37** MOLUH Mary-Ambre (2005) FRA 26/07/2019 BAKOU
Meilleures Performances Françaises 13 ans: **1:05.30** NECTOUX Marine (2004) FRA 25/06/2017 MASSY
Meilleures Performances Françaises 12 ans: **1:09.17** LEFEBVRE Louise (2003) FRA 19/12/2015 NÎMES
Meilleures Performances Françaises 11 ans: **1:11.49** SANANIKONE Emma (2010) FRA 20/12/2021 RENNES

CUMUL : 100 Dos Dames - (Jeunes 3 : 13 ans)

[J3 : Lu 20/12/2021 - R6]

1.	SIMON Gabriela	2008	FRA	NANTES NATATION	2:15.24
2.	RICHARD Clemence	2008	FRA	TRI-AVENTURE PAYS DE FONTAINEB	2:17.04
3.	BOUCHE DUDOUS Lilou	2008	FRA	CN FONTAINEBLEAU-AVON	2:18.04
4.	BURNET Romane	2008	FRA	STADE OLYMPIQUE CHAMBÉRY	2:19.35
5.	DA SILVA Ambre	2008	FRA	AS LA TESTE	2:20.57
6.	COLINCHARD Sarah	2008	FRA	SOISSONS NATATION SPORTIVE	2:22.09
7.	OUERRAT Thana	2008	FRA	CN EPINAL	2:22.23
8.	BOHLER Alicia	2008	FRA	DAUPHINS OBERNAI	2:22.68
9.	KLINK Manon	2008	FRA	DAUPHINS DE ST-LOUIS	2:22.90
10.	NORMAND Charlotte	2008	FRA	MONTPELLIER METROPOLE NATATION	2:23.03
11.	TABIASCO Leonore	2008	FRA	OLYMPIQUE LA GARENNE-COLOMBES	2:23.33
12.	PIROTH Lucille	2008	FRA	DAUPHINS TOULOUSE OEC	2:24.30
13.	CALECKI Emma	2008	FRA	US VILLEJUIF NATATION	2:25.33
14.	AVENEL Margot	2008	FRA	DAUPHINS DE ST-LOUIS	2:25.41
15.	DUPUPED Lou-Anne	2008	FRA	LYON NATATION METROPOLE	2:26.09
16.	GUION ROIRO Kahaia	2008	FRA	OLYMPIQUE DE PIRAE	2:26.29

Finale A : 100 Dos Dames - (Jeunes 3 : 13 ans)

[J3 : Lu 20/12/2021 - R6]

1.	SIMON Gabriela	2008	FRA	NANTES NATATION	---	1:07.77	1086 pts
50 m :	33.34 (33.34)	100 m :	1:07.77 (34.43)	[1:07.77]			
2.	RICHARD Clemence	2008	FRA	TRI-AVENTURE PAYS DE FONTAINEB	---	1:08.68	1062 pts
50 m :	33.92 (33.92)	100 m :	1:08.68 (34.76)	[1:08.68]			
3.	BOUCHE DUDOUS Lilou	2008	FRA	CN FONTAINEBLEAU-AVON	---	1:08.90	1056 pts
50 m :	33.36 (33.36)	100 m :	1:08.90 (35.54)	[1:08.90]			
4.	BURNET Romane	2008	FRA	STADE OLYMPIQUE CHAMBÉRY	---	1:09.00	1053 pts
50 m :	33.75 (33.75)	100 m :	1:09.00 (35.25)	[1:09.00]			
5.	DA SILVA Ambre	2008	FRA	AS LA TESTE	---	1:10.01	1027 pts
50 m :	33.82 (33.82)	100 m :	1:10.01 (36.19)	[1:10.01]			
6.	BOHLER Alicia	2008	FRA	DAUPHINS OBERNAI	---	1:11.35	993 pts
50 m :	33.44 (33.44)	100 m :	1:11.35 (37.91)	[1:11.35]			
7.	COLINCHARD Sarah	2008	FRA	SOISSONS NATATION SPORTIVE	---	1:11.60	987 pts
50 m :	34.69 (34.69)	100 m :	1:11.60 (36.91)	[1:11.60]			
8.	KLINK Manon	2008	FRA	DAUPHINS DE ST-LOUIS	---	1:11.62	986 pts
50 m :	34.43 (34.43)	100 m :	1:11.62 (37.19)	[1:11.62]			

Finale B : 100 Dos Dames - (Jeunes 3 : 13 ans)

[J3 : Lu 20/12/2021 - R6]

1.	OUERRAT Thana	2008	FRA	CN EPINAL	---	1:10.54	1014 pts
50 m :	34.86 (34.86)	100 m :	1:10.54 (35.68)	[1:10.54]			
2.	NORMAND Charlotte	2008	FRA	MONTPELLIER METROPOLE NATATION	---	1:11.23	996 pts
50 m :	34.90 (34.90)	100 m :	1:11.23 (36.33)	[1:11.23]			
3.	TABIASCO Leonore	2008	FRA	OLYMPIQUE LA GARENNE-COLOMBES	---	1:11.63	986 pts
50 m :	34.20 (34.20)	100 m :	1:11.63 (37.43)	[1:11.63]			
4.	PIROTH Lucille	2008	FRA	DAUPHINS TOULOUSE OEC	---	1:11.99	977 pts
50 m :	34.57 (34.57)	100 m :	1:11.99 (37.42)	[1:11.99]			
5.	CALECKI Emma	2008	FRA	US VILLEJUIF NATATION	---	1:12.77	958 pts
50 m :	34.47 (34.47)	100 m :	1:12.77 (38.30)	[1:12.77]			
6.	AVENEL Margot	2008	FRA	DAUPHINS DE ST-LOUIS	---	1:13.03	951 pts
50 m :	34.85 (34.85)	100 m :	1:13.03 (38.18)	[1:13.03]			
7.	GUION ROIRO Kahaia	2008	FRA	OLYMPIQUE DE PIRAE	---	1:13.71	934 pts
50 m :	35.15 (35.15)	100 m :	1:13.71 (38.56)	[1:13.71]			
8.	DUPUPED Lou-Anne	2008	FRA	LYON NATATION METROPOLE	---	1:13.83	931 pts
50 m :	34.81 (34.81)	100 m :	1:13.83 (39.02)	[1:13.83]			

Résultats

CUMUL : 100 Dos Dames - (Jeunes 1 & 2 : 11 - 12 ans)

[J3 : Lu 20/12/2021 - R6]

1.	VIDEAU Déotille	2009	FRA	CN POLYNESIE	2:23.09
2.	SANANIKONE Emma	2010	FRA	AQUA VALLÉE-DE-CHEVREUSE	2:23.78
3.	BESSARD Melina	2009	FRA	NAT VILLEFRANCHE EN BEAUJOLAIS	2:25.55
4.	LELIEVRE Lilou	2009	FRA	CN MARSEILLE	2:25.78
5.	CIRON VIDIL Lilou	2009	FRA	CN VIRY-CHÂTILLON	2:26.14
6.	PAQUET Manon	2009	FRA	CAPO CSL RVI LIMOGES NATATION	2:27.60
7.	XAYGNABOUN-MOUNIER Laurine	2009	FRA	CA ORSAY	2:27.94
8.	VINCESLAS Delphine	2009	FRA	L'ESPADON CN FORT-DE-FRANCE	2:28.28
9.	FORTIER Bérénice	2009	FRA	ALLIANCE DIJON NATATION	2:29.54
10.	BRUKARZ Chiara	2009	FRA	CN MENTON	2:31.76
11.	WUNSCHEL GELIN Romane	2009	FRA	ALLIANCE DIJON NATATION	2:31.85
12.	CIMKAUSKAS Ilana	2009	FRA	STADE FRANÇAIS O COURBEVOIE	2:32.92
13.	ARCHAMBAULT Océane	2009	FRA	AS MONACO NATATION	2:32.98
14.	STRADY Clementine	2010	FRA	ES MASSY NATATION	2:33.10
15.	BETTIOUI Ferroudja	2010	FRA	SN MONTGERON	2:33.18
16.	HOAREAU Sarah	2010	FRA	CN CHALON-SUR-SAONE	2:33.25

Finale A : 100 Dos Dames - (Jeunes 1 & 2 : 11 - 12 ans)

[J3 : Lu 20/12/2021 - R6]

1.	VIDEAU Déotille	2009	FRA	CN POLYNESIE	---	1:10.33	1019 pts	
50 m :	34.02 (34.02)	100 m :	1:10.33 (36.31)	[1:10.33]				
2.	SANANIKONE Emma	2010	FRA	AQUA VALLÉE-DE-CHEVREUSE	---	1:11.49	990 pts	MPF11
50 m :	34.56 (34.56)	100 m :	1:11.49 (36.93)	[1:11.49]				
3.	LELIEVRE Lilou	2009	FRA	CN MARSEILLE	---	1:12.30	969 pts	
50 m :	35.68 (35.68)	100 m :	1:12.30 (36.62)	[1:12.30]				
4.	BESSARD Melina	2009	FRA	NAT VILLEFRANCHE EN BEAUJOLAIS	---	1:12.54	963 pts	
50 m :	35.03 (35.03)	100 m :	1:12.54 (37.51)	[1:12.54]				
5.	CIRON VIDIL Lilou	2009	FRA	CN VIRY-CHÂTILLON	---	1:12.58	962 pts	
50 m :	36.12 (36.12)	100 m :	1:12.58 (36.46)	[1:12.58]				
6.	XAYGNABOUN-MOUNIER Laurine	2009	FRA	CA ORSAY	---	1:12.85	956 pts	
50 m :	34.97 (34.97)	100 m :	1:12.85 (37.88)	[1:12.85]				
7.	VINCESLAS Delphine	2009	FRA	L'ESPADON CN FORT-DE-FRANCE	---	1:13.52	939 pts	
50 m :	34.92 (34.92)	100 m :	1:13.52 (38.60)	[1:13.52]				
8.	PAQUET Manon	2009	FRA	CAPO CSL RVI LIMOGES NATATION	---	1:13.60	937 pts	
50 m :	34.04 (34.04)	100 m :	1:13.60 (39.56)	[1:13.60]				

Finale B : 100 Dos Dames - (Jeunes 1 & 2 : 11 - 12 ans)

[J3 : Lu 20/12/2021 - R6]

1.	FORTIER Bérénice	2009	FRA	ALLIANCE DIJON NATATION	---	1:14.39	918 pts	
50 m :	35.47 (35.47)	100 m :	1:14.39 (38.92)	[1:14.39]				
2.	CIMKAUSKAS Ilana	2009	FRA	STADE FRANÇAIS O COURBEVOIE	---	1:14.88	906 pts	
50 m :	35.77 (35.77)	100 m :	1:14.88 (39.11)	[1:14.88]				
3.	ARCHAMBAULT Océane	2009	FRA	AS MONACO NATATION	---	1:15.62	888 pts	
50 m :	36.12 (36.12)	100 m :	1:15.62 (39.50)	[1:15.62]				
4.	BRUKARZ Chiara	2009	FRA	CN MENTON	---	1:15.73	886 pts	
50 m :	36.09 (36.09)	100 m :	1:15.73 (39.64)	[1:15.73]				
5.	BETTIOUI Ferroudja	2010	FRA	SN MONTGERON	---	1:15.97	880 pts	
50 m :	36.64 (36.64)	100 m :	1:15.97 (39.33)	[1:15.97]				
6.	WUNSCHEL GELIN Romane	2009	FRA	ALLIANCE DIJON NATATION	---	1:16.03	878 pts	
50 m :	37.24 (37.24)	100 m :	1:16.03 (38.79)	[1:16.03]				
7.	HOAREAU Sarah	2010	FRA	CN CHALON-SUR-SAONE	---	1:16.27	873 pts	
50 m :	37.41 (37.41)	100 m :	1:16.27 (38.86)	[1:16.27]				
8.	STRADY Clementine	2010	FRA	ES MASSY NATATION	---	1:16.49	868 pts	
50 m :	37.46 (37.46)	100 m :	1:16.49 (39.03)	[1:16.49]				

Séries : 100 Dos Dames - (Jeunes 3 : 13 ans)

[J3 : Lu 20/12/2021 - R5]

QFA	1.	SIMON Gabriela	2008	FRA	NANTES NATATION	---	1:07.47	1094 pts
50 m :		32.94 (32.94)	100 m :	1:07.47 (34.53)	[1:07.47]			



(Suite) Séries : 100 Dos Dames - (Jeunes 3 : 13 ans)

[J3 : Lu 20/12/2021 - R5]

QFA	2.	RICHARD Clemence	2008	FRA	TRI-AVENTURE PAYS DE FONTAINEB	---	1:08.36	1070 pts
	50 m :	33.47 (33.47)	100 m :	1:08.36 (34.89)	[1:08.36]			
QFA	3.	BOUCHE DUDOUS Lilou	2008	FRA	CN FONTAINEBLEAU-AVON	---	1:09.14	1050 pts
	50 m :	33.84 (33.84)	100 m :	1:09.14 (35.30)	[1:09.14]			
QFA	4.	BURNET Romane	2008	FRA	STADE OLYMPIQUE CHAMBÉRY	---	1:10.35	1019 pts
	50 m :	33.79 (33.79)	100 m :	1:10.35 (36.56)	[1:10.35]			
QFA	5.	COLINCHARD Sarah	2008	FRA	SOISSONS NATATION SPORTIVE	---	1:10.49	1015 pts
	50 m :	34.24 (34.24)	100 m :	1:10.49 (36.25)	[1:10.49]			
QFA	6.	DA SILVA Ambre	2008	FRA	AS LA TESTE	---	1:10.56	1013 pts
	50 m :	33.79 (33.79)	100 m :	1:10.56 (36.77)	[1:10.56]			
QFA	7.	KLINK Manon	2008	FRA	DAUPHINS DE ST-LOUIS	---	1:11.28	995 pts
	50 m :	33.77 (33.77)	100 m :	1:11.28 (37.51)	[1:11.28]			
QFA	8.	BOHLER Alicia	2008	FRA	DAUPHINS OBERNAI	---	1:11.33	994 pts
	50 m :	34.62 (34.62)	100 m :	1:11.33 (36.71)	[1:11.33]			
QFB	9.	OUERRAT Thana	2008	FRA	CN EPINAL	---	1:11.69	985 pts
	50 m :	34.60 (34.60)	100 m :	1:11.69 (37.09)	[1:11.69]			
QFB	10.	TABIASCO Leonore	2008	FRA	OLYMPIQUE LA GARENNE-COLOMBES	---	1:11.70	984 pts
	50 m :	34.84 (34.84)	100 m :	1:11.70 (36.86)	[1:11.70]			
QFB	11.	LOURADOUR Anaïs	2008	FRA	DAUPHINS TOULOUSE OEC	---	1:11.78	982 pts
	50 m :	35.96 (35.96)	100 m :	1:11.78 (35.82)	[1:11.78]			
QFB	12.	NORMAND Charlotte	2008	FRA	MONTPELLIER METROPOLE NATATION	---	1:11.80	982 pts
	50 m :	34.64 (34.64)	100 m :	1:11.80 (37.16)	[1:11.80]			
QFB	13.	DUPUPED Lou-Anne	2008	FRA	LYON NATATION METROPOLE	---	1:12.26	970 pts
	50 m :	34.66 (34.66)	100 m :	1:12.26 (37.60)	[1:12.26]			
QFB	14.	PIROTH Lucille	2008	FRA	DAUPHINS TOULOUSE OEC	---	1:12.31	969 pts
	50 m :	34.43 (34.43)	100 m :	1:12.31 (37.88)	[1:12.31]			
QFB	15.	AVENEL Margot	2008	FRA	DAUPHINS DE ST-LOUIS	---	1:12.38	967 pts
	50 m :	34.94 (34.94)	100 m :	1:12.38 (37.44)	[1:12.38]			
QFB	16.	CALECKI Emma	2008	FRA	US VILLEJUIF NATATION	---	1:12.56	963 pts
	50 m :	33.91 (33.91)	100 m :	1:12.56 (38.65)	[1:12.56]			
	17.	GUION ROIRO Kahaia	2008	FRA	OLYMPIQUE DE PIRAE	---	1:12.58	962 pts
	50 m :	35.36 (35.36)	100 m :	1:12.58 (37.22)	[1:12.58]			
	18.	THOMAS Saphir	2008	FRA	SCHOELCHER NATATION 2000	---	1:12.87	955 pts
	50 m :	35.73 (35.73)	100 m :	1:12.87 (37.14)	[1:12.87]			
	19.	RESSENCOURT Mia	2008	FRA	TARBES NAUTIC CLUB	---	1:12.91	954 pts
	50 m :	35.51 (35.51)	100 m :	1:12.91 (37.40)	[1:12.91]			
	20.	CHUPIN Lucia	2008	FRA	CN FONTAINEBLEAU-AVON	---	1:12.93	954 pts
	50 m :	34.63 (34.63)	100 m :	1:12.93 (38.30)	[1:12.93]			
	21.	DEMONTE Jeanne	2008	FRA	MONTPELLIER METROPOLE NATATION	---	1:13.08	950 pts
	50 m :	35.50 (35.50)	100 m :	1:13.08 (37.58)	[1:13.08]			
	22.	GRANGEON Lucille	2008	FRA	CN MARSEILLE	---	1:13.16	948 pts
	50 m :	34.65 (34.65)	100 m :	1:13.16 (38.51)	[1:13.16]			
	23.	CHAMBON Kate	2008	FRA	GRENOBLE ALP'38	---	1:13.27	945 pts
	50 m :	35.82 (35.82)	100 m :	1:13.27 (37.45)	[1:13.27]			
	24.	BESSARD Maeline	2008	FRA	NAT VILLEFRANCHE EN BEAUJOLAIS	---	1:13.32	944 pts
	50 m :	34.92 (34.92)	100 m :	1:13.32 (38.40)	[1:13.32]			
	25.	CARRILLO Thais	2008	FRA	CN ANTIBES	---	1:13.76	933 pts
	50 m :	35.60 (35.60)	100 m :	1:13.76 (38.16)	[1:13.76]			
	26.	REBBOAH Zehava	2008	FRA	GRENOBLE ALP'38	---	1:13.78	933 pts
	50 m :	34.31 (34.31)	100 m :	1:13.78 (39.47)	[1:13.78]			
	27.	LOAËC Clémence	2008	FRA	CN BREST	---	1:13.84	931 pts
	50 m :	36.63 (36.63)	100 m :	1:13.84 (37.21)	[1:13.84]			
	28.	ROY Yvanie	2008	FRA	CS VITTEL	---	1:14.24	921 pts
	50 m :	36.08 (36.08)	100 m :	1:14.24 (38.16)	[1:14.24]			
	29.	RAY Lea	2008	FRA	CNS VALLAURIS	---	1:14.25	921 pts
	50 m :	35.77 (35.77)	100 m :	1:14.25 (38.48)	[1:14.25]			
	30.	TARDY Clara	2008	FRA	CN NIORT	---	1:14.65	912 pts
	50 m :	36.23 (36.23)	100 m :	1:14.65 (38.42)	[1:14.65]			
	31.	DEBERTRAND Charlotte	2008	FRA	GIRONDINS BORDEAUX	---	1:14.67	911 pts
	50 m :	36.03 (36.03)	100 m :	1:14.67 (38.64)	[1:14.67]			
	32.	BENBAKKAR Sherine	2008	FRA	CNO ST-GERMAIN-EN-LAYE	---	1:14.70	910 pts
	50 m :	36.66 (36.66)	100 m :	1:14.70 (38.04)	[1:14.70]			

Résultats

(Suite) Séries : 100 Dos Dames - (Jeunes 3 : 13 ans)

[J3 : Lu 20/12/2021 - R5]

33.	TANGUY Yuna	2008	FRA	CN COUTANCES	---	1:14.81	908 pts
50 m :	35.42 (35.42)	100 m :	1:14.81 (39.39)	[1:14.81]			
34.	RAHAL Dina	2008	FRA	AMSL FRÉJUS	---	1:14.87	906 pts
50 m :	35.53 (35.53)	100 m :	1:14.87 (39.34)	[1:14.87]			
35.	BELKHELLADI Ines	2008	FRA	LES PHOENIX D'ANTONY	---	1:14.93	905 pts
50 m :	35.98 (35.98)	100 m :	1:14.93 (38.95)	[1:14.93]			
36.	DERET Louise	2008	FRA	NEPTUNE CLUB DE FRANCE	---	1:15.01	903 pts
50 m :	35.52 (35.52)	100 m :	1:15.01 (39.49)	[1:15.01]			
37.	SOLDERMANN Maeva	2008	FRA	DAUPHINS DE ST-LOUIS	---	1:15.19	899 pts
50 m :	37.16 (37.16)	100 m :	1:15.19 (38.03)	[1:15.19]			
38.	JULIAN Philippine	2008	FRA	C PAUL-BERT RENNES	---	1:15.31	896 pts
50 m :	35.00 (35.00)	100 m :	1:15.31 (40.31)	[1:15.31]			
39.	BLANC Tiffen	2008	FRA	AQUA GRIMPE MILLAU GRANDS CAUS	---	1:15.33	895 pts
50 m :	36.18 (36.18)	100 m :	1:15.33 (39.15)	[1:15.33]			
40.	DIDIER Leylou	2008	FRA	CN ST-MICHEL-SUR-ORGE	---	1:15.45	892 pts
50 m :	35.82 (35.82)	100 m :	1:15.45 (39.63)	[1:15.45]			
41.	POLETTI Maria-Francesca	2008	FRA	G.F.C AJACCIO	---	1:15.68	887 pts
50 m :	35.51 (35.51)	100 m :	1:15.68 (40.17)	[1:15.68]			
42.	BERNHARDT Léonie	2008	FRA	ERSTEIN AQUATIC CLUB	---	1:15.85	883 pts
50 m :	35.67 (35.67)	100 m :	1:15.85 (40.18)	[1:15.85]			
43.	NGUYEN Océane	2008	FRA	RC BRON DÉCINES NATATION	---	1:15.86	883 pts
50 m :	35.79 (35.79)	100 m :	1:15.86 (40.07)	[1:15.86]			
44.	CLEMENT Lilly	2008	FRA	A.S.M BELFORT NATATION	---	1:16.07	878 pts
50 m :	36.96 (36.96)	100 m :	1:16.07 (39.11)	[1:16.07]			
45.	JARDON Louann	2008	FRA	AQUA CLUB PONTAULT-ROISSY	---	1:16.32	872 pts
50 m :	37.85 (37.85)	100 m :	1:16.32 (38.47)	[1:16.32]			
46.	NENIN CARRASCO Kelly	2008	FRA	CN ANTIBES	---	1:16.46	868 pts
50 m :	37.03 (37.03)	100 m :	1:16.46 (39.43)	[1:16.46]			
47.	BOUBET Alycia	2008	FRA	ANNEMASSE NATATION	---	1:16.57	866 pts
50 m :	37.19 (37.19)	100 m :	1:16.57 (39.38)	[1:16.57]			
48.	PETILLON Constance	2008	FRA	ANGERS NATATION	---	1:16.79	861 pts
50 m :	37.89 (37.89)	100 m :	1:16.79 (38.90)	[1:16.79]			
49.	PAOLI Elea	2008	FRA	A.S.M BELFORT NATATION	---	1:16.92	857 pts
50 m :	37.92 (37.92)	100 m :	1:16.92 (39.00)	[1:16.92]			
50.	TERREE Aurore	2008	FRA	A ASEC NATATION SAINT-PAUL REU	---	1:18.01	832 pts
50 m :	36.68 (36.68)	100 m :	1:18.01 (41.33)	[1:18.01]			
51.	GRONDIN Julia-Maëly	2008	FRA	CLUB DES NAGEURS TAMPONNAIS	---	1:18.07	831 pts
50 m :	36.89 (36.89)	100 m :	1:18.07 (41.18)	[1:18.07]			
52.	HERNANDEZ Margot	2008	FRA	CN LUNEL	---	1:18.89	812 pts
50 m :	38.01 (38.01)	100 m :	1:18.89 (40.88)	[1:18.89]			
---	CHAUSSADE Louane	2008	FRA	MAREMNE ADOUR COTE-SUD NAT		DSQ	
---	RIPOCHE Azelis	2008	FRA	ASPTT NANTES		DNS	dec

Séries : 100 Dos Dames - (Jeunes 1 & 2 : 11 - 12 ans)

[J3 : Lu 20/12/2021 - R5]

QFA	1.	SANANIKONE Emma	2010	FRA	AQUA VALLÉE-DE-CHEVREUSE	---	1:12.29	970 pts	MPF11
50 m :		35.43 (35.43)	100 m :	1:12.29 (36.86)	[1:12.29]				
QFA	2.	VIDEAU Déotille	2009	FRA	CN POLYNESIE	---	1:12.76	958 pts	
50 m :		35.44 (35.44)	100 m :	1:12.76 (37.32)	[1:12.76]				
QFA	3.	BESSARD Melina	2009	FRA	NAT VILLEFRANCHE EN BEAUJOLAIS	---	1:13.01	952 pts	
50 m :		35.42 (35.42)	100 m :	1:13.01 (37.59)	[1:13.01]				
QFA	4.	LELIEVRE Lilou	2009	FRA	CN MARSEILLE	---	1:13.48	940 pts	
50 m :		36.09 (36.09)	100 m :	1:13.48 (37.39)	[1:13.48]				
QFA	5.	CIRON VIDIL Lilou	2009	FRA	CN VIRY-CHÂTILLON	---	1:13.56	938 pts	
50 m :		35.12 (35.12)	100 m :	1:13.56 (38.44)	[1:13.56]				
QFA	6.	PAQUET Manon	2009	FRA	CAPO CSL RVI LIMOGES NATATION	---	1:14.00	927 pts	
50 m :		34.65 (34.65)	100 m :	1:14.00 (39.35)	[1:14.00]				
QFA	7.	VINCESLAS Delphine	2009	FRA	L'ESPADON CN FORT-DE-FRANCE	---	1:14.76	909 pts	
50 m :		35.62 (35.62)	100 m :	1:14.76 (39.14)	[1:14.76]				
QFA	8.	XAYGNABOUN-MOUNIER Laurine	2009	FRA	CA ORSAY	---	1:15.09	901 pts	
50 m :		36.11 (36.11)	100 m :	1:15.09 (38.98)	[1:15.09]				

Résultats

(Suite) Séries : 100 Dos Dames - (Jeunes 1 & 2 : 11 - 12 ans)

[J3 : Lu 20/12/2021 - R5]

QFB	9.	FORTIER Bérénice	2009	FRA	ALLIANCE DIJON NATATION	---	1:15.15	899 pts
	50 m :	36.98 (36.98)	100 m :	1:15.15 (38.17)	[1:15.15]			
QFB	10.	WUNSCHEL GELIN Romane	2009	FRA	ALLIANCE DIJON NATATION	---	1:15.82	883 pts
	50 m :	37.11 (37.11)	100 m :	1:15.82 (38.71)	[1:15.82]			
QFB	11.	BRUKARZ Chiara	2009	FRA	CN MENTON	---	1:16.03	878 pts
	50 m :	36.09 (36.09)	100 m :	1:16.03 (39.94)	[1:16.03]			
QFB	12.	STRADY Clementine	2010	FRA	ES MASSY NATATION	---	1:16.61	865 pts
	50 m :	36.30 (36.30)	100 m :	1:16.61 (40.31)	[1:16.61]			
QFB	13.	HOAREAU Sarah	2010	FRA	CN CHALON-SUR-SAONE	---	1:16.98	856 pts
	50 m :	36.66 (36.66)	100 m :	1:16.98 (40.32)	[1:16.98]			
QFB	14.	BETTIOUI Ferroudja	2010	FRA	SN MONTGERON	---	1:17.21	851 pts
	50 m :	36.27 (36.27)	100 m :	1:17.21 (40.94)	[1:17.21]			
QFB	15.	ARCHAMBAULT Océane	2009	FRA	AS MONACO NATATION	---	1:17.36	847 pts
	50 m :	35.95 (35.95)	100 m :	1:17.36 (41.41)	[1:17.36]			
QFB	16.	CIMKAUSKAS Ilana	2009	FRA	STADE FRANÇAIS O COURBEVOIE	---	1:18.04	831 pts
	50 m :	37.03 (37.03)	100 m :	1:18.04 (41.01)	[1:18.04]			
	17.	BOURNE Raiyani	2009	FRA	I MUA NATATION	---	1:18.06	831 pts
	50 m :	35.96 (35.96)	100 m :	1:18.06 (42.10)	[1:18.06]			
	18.	SAERENS Mathilde	2009	FRA	AVAN VILLENEUVE-D'ASCQ	---	1:18.16	829 pts
	50 m :	38.22 (38.22)	100 m :	1:18.16 (39.94)	[1:18.16]			
	19.	SCHEER Anaëlle	2010	FRA	STADE ST-LAURENT-DU-VAR NAT	---	1:18.99	810 pts
	50 m :	37.91 (37.91)	100 m :	1:18.99 (41.08)	[1:18.99]			
	20.	VARINI Marie	2010	FRA	CN CANNES	---	1:19.04	808 pts
	50 m :	37.17 (37.17)	100 m :	1:19.04 (41.87)	[1:19.04]			
	21.	BARRAUX Sohane	2009	FRA	A.S.M BELFORT NATATION	---	1:19.19	805 pts
	50 m :	37.78 (37.78)	100 m :	1:19.19 (41.41)	[1:19.19]			
	22.	CARBONNIER Mily	2010	FRA	DUNKERQUE NATATION	---	1:19.62	795 pts
	50 m :	37.83 (37.83)	100 m :	1:19.62 (41.79)	[1:19.62]			
	23.	DELSART Ambre	2010	FRA	ES MASSY NATATION	---	1:19.70	793 pts
	50 m :	39.76 (39.76)	100 m :	1:19.70 (39.94)	[1:19.70]			
	24.	VENTURA Vanessa	2010	FRA	C VIKINGS DE ROUEN	---	1:19.84	790 pts
	50 m :	37.26 (37.26)	100 m :	1:19.84 (42.58)	[1:19.84]			
	25.	EUGENE Anne-Laure	2009	FRA	L'ESPADON CN FORT-DE-FRANCE	---	1:20.42	777 pts
	50 m :	38.30 (38.30)	100 m :	1:20.42 (42.12)	[1:20.42]			
	26.	BATAILLON Margaux	2009	FRA	GRENOBLE ALP'38	---	1:21.11	762 pts
	50 m :	40.06 (40.06)	100 m :	1:21.11 (41.05)	[1:21.11]			
Br	27.	SOURON Pauline	2009	FRA	AQUATIC CLUB FIDESIEN	---	1:22.12	740 pts
	50 m :	40.53 (40.53)	100 m :	1:22.12 (41.59)	[1:22.12]			
Br	27.	TURRIN Penelope	2010	FRA	DAUPHINS TOULOUSE OEC	---	1:22.12	740 pts
	50 m :	39.42 (39.42)	100 m :	1:22.12 (42.70)	[1:22.12]			
	29.	BEN-HENIA Norhene	2010	FRA	CN LE PLESSIS-ROBINSON	---	1:22.46	732 pts
	50 m :	39.71 (39.71)	100 m :	1:22.46 (42.75)	[1:22.46]			
	30.	GALLE-MICHON Noemy	2010	FRA	GRENOBLE ALP'38	---	1:22.57	730 pts
	50 m :	40.07 (40.07)	100 m :	1:22.57 (42.50)	[1:22.57]			
	31.	DE LAUNAY DE LAPERRIERE Leana	2010	FRA	LA JEANNE NATATION PORT	---	1:23.01	721 pts
	50 m :	39.89 (39.89)	100 m :	1:23.01 (43.12)	[1:23.01]			
	32.	MASSOU Alexia	2010	FRA	CNO ST-GERMAIN-EN-LAYE	---	1:24.63	686 pts
	50 m :	40.66 (40.66)	100 m :	1:24.63 (43.97)	[1:24.63]			

Résultats

[Cotation FFN]

Records du 100 Dos Messieurs

Meilleures Performances Françaises 14 ans: **1:00.72** FICHER Merlin (2005) FRA 12/07/2019 TARBES
Meilleures Performances Françaises 13 ans: **1:03.74** FICHER Merlin (2005) FRA 24/11/2018 MULHOUSE
Meilleures Performances Françaises 12 ans: **1:07.05** DUTRIAUX Néo (2007) FRA 12/07/2019 TARBES

CUMUL : 100 Dos Messieurs - (Jeunes 3 : 14 ans)

[J3 : Lu 20/12/2021 - R6]

1.	DUTRIAUX Néo	2007	FRA	OLYMPIC NICE NATATION	2:02.08
2.	HENAUT Célian	2007	FRA	EN CAEN	2:04.98
3.	LOPEZ Thibaut	2007	FRA	ALLIANCE DIJON NATATION	2:06.22
4.	RENAULT Léandre	2007	FRA	SN VERSAILLES	2:06.46
5.	AUDOUY Guillaume	2007	FRA	USB LONGWY NATATION	2:06.62
6.	FADDA SAUVAGEOT Roméo-César	2007	FRA	CN CHALON-SUR-SAONE	2:06.70
7.	BRAIZE Stann	2007	FRA	ES MASSY NATATION	2:06.78
8.	SEVIN Ewan	2007	FRA	STADE OLYMPIQUE CHAMBÉRY	2:06.87
9.	BOCAERT Hugo	2007	FRA	BERCK NATATION	2:08.31
10.	WERNER Eliot	2007	FRA	US TOUL	2:09.23
11.	MIOT Lucas	2007	FRA	LILLE MÉTROPOLE NATATION	2:09.55
12.	DUVAUCHELLE Hugo	2007	FRA	AMIENS METROPOLE NAT.	2:10.45
13.	MALFAIT Téo	2007	FRA	NAT VILLEFRANCHE EN BEAUJOLAIS	2:10.73
14.	DELAIRE Mael	2007	FRA	STADE BÉTHUNE PÉLICAN CLUB	2:10.74
15.	WEBER Raphaël	2007	FRA	CN LUNEL	2:10.79
16.	D'AGOSTINO Loris	2007	FRA	CN MARSEILLE	2:10.80

Finale A : 100 Dos Messieurs - (Jeunes 3 : 14 ans)

[J3 : Lu 20/12/2021 - R6]

1.	DUTRIAUX Néo	2007	FRA	OLYMPIC NICE NATATION	---	1:00.80	1083 pts
50 m :	29.57 (29.57)	100 m :	1:00.80 (31.23)	[1:00.80]			
2.	HENAUT Célian	2007	FRA	EN CAEN	---	1:02.50	1037 pts
50 m :	30.17 (30.17)	100 m :	1:02.50 (32.33)	[1:02.50]			
3.	FADDA SAUVAGEOT Roméo-César	2007	FRA	CN CHALON-SUR-SAONE	---	1:02.95	1024 pts
50 m :	30.16 (30.16)	100 m :	1:02.95 (32.79)	[1:02.95]			
4.	BRAIZE Stann	2007	FRA	ES MASSY NATATION	---	1:03.30	1015 pts
50 m :	30.00 (30.00)	100 m :	1:03.30 (33.30)	[1:03.30]			
5.	RENAULT Léandre	2007	FRA	SN VERSAILLES	---	1:03.34	1014 pts
50 m :	30.77 (30.77)	100 m :	1:03.34 (32.57)	[1:03.34]			
6.	SEVIN Ewan	2007	FRA	STADE OLYMPIQUE CHAMBÉRY	---	1:03.36	1013 pts
50 m :	30.83 (30.83)	100 m :	1:03.36 (32.53)	[1:03.36]			
7.	LOPEZ Thibaut	2007	FRA	ALLIANCE DIJON NATATION	---	1:03.37	1013 pts
50 m :	30.88 (30.88)	100 m :	1:03.37 (32.49)	[1:03.37]			
8.	AUDOUY Guillaume	2007	FRA	USB LONGWY NATATION	---	1:03.44	1011 pts
50 m :	31.27 (31.27)	100 m :	1:03.44 (32.17)	[1:03.44]			

Finale B : 100 Dos Messieurs - (Jeunes 3 : 14 ans)

[J3 : Lu 20/12/2021 - R6]

1.	BOCAERT Hugo	2007	FRA	BERCK NATATION	---	1:03.91	999 pts
50 m :	30.82 (30.82)	100 m :	1:03.91 (33.09)	[1:03.91]			
2.	WERNER Eliot	2007	FRA	US TOUL	---	1:04.44	985 pts
50 m :	31.53 (31.53)	100 m :	1:04.44 (32.91)	[1:04.44]			
3.	MIOT Lucas	2007	FRA	LILLE MÉTROPOLE NATATION	---	1:04.94	971 pts
50 m :	31.43 (31.43)	100 m :	1:04.94 (33.51)	[1:04.94]			
4.	DELAIRE Mael	2007	FRA	STADE BÉTHUNE PÉLICAN CLUB	---	1:05.46	958 pts
50 m :	31.14 (31.14)	100 m :	1:05.46 (34.32)	[1:05.46]			
5.	DUVAUCHELLE Hugo	2007	FRA	AMIENS METROPOLE NAT.	---	1:05.50	957 pts
50 m :	30.86 (30.86)	100 m :	1:05.50 (34.64)	[1:05.50]			
6.	MALFAIT Téo	2007	FRA	NAT VILLEFRANCHE EN BEAUJOLAIS	---	1:05.55	956 pts
50 m :	31.63 (31.63)	100 m :	1:05.55 (33.92)	[1:05.55]			
7.	WEBER Raphaël	2007	FRA	CN LUNEL	---	1:05.59	954 pts
50 m :	31.82 (31.82)	100 m :	1:05.59 (33.77)	[1:05.59]			
8.	D'AGOSTINO Loris	2007	FRA	CN MARSEILLE	---	1:05.84	948 pts
50 m :	31.40 (31.40)	100 m :	1:05.84 (34.44)	[1:05.84]			

Résultats

CUMUL : 100 Dos Messieurs - (Jeunes 1 & 2 : 12 - 13 ans)

[J3 : Lu 20/12/2021 - R6]

1.	BENARBIA Nacim	2008	FRA	FOS NATATION		2:10.02
2.	ROUSSEAU Paul	2008	FRA	AMIENS METROPOLE NAT.		2:12.65
3.	HADJ-RABAH Noa	2008	FRA	STADE CLERMONT NATATION		2:13.01
4.	BRESSON Théotime	2008	FRA	JN COMPIÈGNE		2:13.05
5.	DANIEL Armand	2008	FRA	NANTES NATATION		2:14.92
6.	MULLER Romain	2008	FRA	PAYS D'AIX NATATION		2:15.79
7.	FORESTIE Lenny	2008	FRA	AQUA GRIMPE MILLAU GRANDS CAUS		2:15.81
8.	BRUNET Victor	2008	FRA	CN CÉVENNES ALÈS		2:17.40
9.	VALO Maxence	2008	FRA	AURAY NATATION		2:17.52
10.	MOREL Yanis	2008	FRA	DAUPHINS OBERNAI		2:17.69
11.	THOMAS Alexis	2008	FRA	CLAMART NATATION 92		2:17.74
12.	VERILHAC Milo	2008	FRA	MONTPELLIER METROPOLE NATATION		2:18.03
13.	DULLIER Gaspard	2008	FRA	US COLOMIERS NATATION		2:18.20
14.	DOMBEK--MIRO Alexander	2008	FRA	AQUA VALLÉE-DE-CHEVREUSE		2:18.72
15.	CHAMBERT TARDY Adrien	2008	FRA	AC ST-ETIENNE-METARE		2:18.81
16.	TOMAS Léo	2008	FRA	SN VERSAILLES		2:20.68

Finale A : 100 Dos Messieurs - (Jeunes 1 & 2 : 12 - 13 ans)

[J3 : Lu 20/12/2021 - R6]

1.	BENARBIA Nacim	2008	FRA	FOS NATATION	---	1:04.67	979 pts
50 m :	31.80 (31.80)	100 m :	1:04.67 (32.87)	[1:04.67]			
2.	HADJ-RABAH Noa	2008	FRA	STADE CLERMONT NATATION	---	1:06.09	942 pts
50 m :	31.24 (31.24)	100 m :	1:06.09 (34.85)	[1:06.09]			
3.	BRESSON Théotime	2008	FRA	JN COMPIÈGNE	---	1:06.33	935 pts
50 m :	31.98 (31.98)	100 m :	1:06.33 (34.35)	[1:06.33]			
4.	ROUSSEAU Paul	2008	FRA	AMIENS METROPOLE NAT.	---	1:06.38	934 pts
50 m :	32.15 (32.15)	100 m :	1:06.38 (34.23)	[1:06.38]			
5.	DANIEL Armand	2008	FRA	NANTES NATATION	---	1:07.21	913 pts
50 m :	31.85 (31.85)	100 m :	1:07.21 (35.36)	[1:07.21]			
6.	FORESTIE Lenny	2008	FRA	AQUA GRIMPE MILLAU GRANDS CAUS	---	1:07.40	908 pts
50 m :	33.50 (33.50)	100 m :	1:07.40 (33.90)	[1:07.40]			
7.	MULLER Romain	2008	FRA	PAYS D'AIX NATATION	---	1:08.20	888 pts
50 m :	33.34 (33.34)	100 m :	1:08.20 (34.86)	[1:08.20]			
8.	BRUNET Victor	2008	FRA	CN CÉVENNES ALÈS	---	1:08.42	882 pts
50 m :	32.61 (32.61)	100 m :	1:08.42 (35.81)	[1:08.42]			

Finale B : 100 Dos Messieurs - (Jeunes 1 & 2 : 12 - 13 ans)

[J3 : Lu 20/12/2021 - R6]

1.	THOMAS Alexis	2008	FRA	CLAMART NATATION 92	---	1:08.22	887 pts
50 m :	33.30 (33.30)	100 m :	1:08.22 (34.92)	[1:08.22]			
2.	VALO Maxence	2008	FRA	AURAY NATATION	---	1:08.30	885 pts
50 m :	33.15 (33.15)	100 m :	1:08.30 (35.15)	[1:08.30]			
3.	MOREL Yanis	2008	FRA	DAUPHINS OBERNAI	---	1:08.54	879 pts
50 m :	33.89 (33.89)	100 m :	1:08.54 (34.65)	[1:08.54]			
4.	VERILHAC Milo	2008	FRA	MONTPELLIER METROPOLE NATATION	---	1:08.67	876 pts
50 m :	33.26 (33.26)	100 m :	1:08.67 (35.41)	[1:08.67]			
5.	DULLIER Gaspard	2008	FRA	US COLOMIERS NATATION	---	1:08.92	870 pts
50 m :	33.55 (33.55)	100 m :	1:08.92 (35.37)	[1:08.92]			
6.	DOMBEK--MIRO Alexander	2008	FRA	AQUA VALLÉE-DE-CHEVREUSE	---	1:08.99	868 pts
50 m :	33.94 (33.94)	100 m :	1:08.99 (35.05)	[1:08.99]			
7.	CHAMBERT TARDY Adrien	2008	FRA	AC ST-ETIENNE-METARE	---	1:09.42	858 pts
50 m :	34.44 (34.44)	100 m :	1:09.42 (34.98)	[1:09.42]			
8.	TOMAS Léo	2008	FRA	SN VERSAILLES	---	1:10.68	827 pts
50 m :	33.52 (33.52)	100 m :	1:10.68 (37.16)	[1:10.68]			

Séries : 100 Dos Messieurs - (Jeunes 3 : 14 ans)

[J3 : Lu 20/12/2021 - R5]

QFA	1.	DUTRIAUX Néo	2007	FRA	OLYMPIC NICE NATATION	---	1:01.28	1070 pts
50 m :		29.59 (29.59)	100 m :	1:01.28 (31.69)	[1:01.28]			



(Suite) Séries : 100 Dos Messieurs - (Jeunes 3 : 14 ans)

[J3 : Lu 20/12/2021 - R5]

QFA	2.	HENAUT Célian	2007	FRA	EN CAEN	---	1:02.48	1037 pts
	50 m :	30.47 (30.47)	100 m :	1:02.48 (32.01)	[1:02.48]			
QFA	3.	LOPEZ Thibaut	2007	FRA	ALLIANCE DIJON NATATION	---	1:02.85	1027 pts
	50 m :	30.77 (30.77)	100 m :	1:02.85 (32.08)	[1:02.85]			
QFA	4.	RENAULT Léandre	2007	FRA	SN VERSAILLES	---	1:03.12	1020 pts
	50 m :	30.37 (30.37)	100 m :	1:03.12 (32.75)	[1:03.12]			
QFA	5.	AUDOUY Guillaume	2007	FRA	USB LONGWY NATATION	---	1:03.18	1018 pts
	50 m :	29.67 (29.67)	100 m :	1:03.18 (33.51)	[1:03.18]			
QFA	6.	BRAIZE Stann	2007	FRA	ES MASSY NATATION	---	1:03.48	1010 pts
	50 m :	29.36 (29.36)	100 m :	1:03.48 (34.12)	[1:03.48]			
QFA	7.	SEVIN Ewan	2007	FRA	STADE OLYMPIQUE CHAMBÉRY	---	1:03.51	1009 pts
	50 m :	30.74 (30.74)	100 m :	1:03.51 (32.77)	[1:03.51]			
QFA	8.	FADDA SAUVAGEOT Roméo-César	2007	FRA	CN CHALON-SUR-SAONE	---	1:03.75	1003 pts
	50 m :	30.29 (30.29)	100 m :	1:03.75 (33.46)	[1:03.75]			
QFB	9.	BOCAERT Hugo	2007	FRA	BERCK NATATION	---	1:04.40	986 pts
	50 m :	30.79 (30.79)	100 m :	1:04.40 (33.61)	[1:04.40]			
QFB	10.	MIOT Lucas	2007	FRA	LILLE MÉTROPOLE NATATION	---	1:04.61	980 pts
	50 m :	31.62 (31.62)	100 m :	1:04.61 (32.99)	[1:04.61]			
QFB	11.	WERNER Eliot	2007	FRA	US TOUL	---	1:04.79	975 pts
	50 m :	31.07 (31.07)	100 m :	1:04.79 (33.72)	[1:04.79]			
QFB	12.	DUVAUCHELLE Hugo	2007	FRA	AMIENS METROPOLE NAT.	---	1:04.95	971 pts
	50 m :	31.24 (31.24)	100 m :	1:04.95 (33.71)	[1:04.95]			
QFB	13.	D'AGOSTINO Loris	2007	FRA	CN MARSEILLE	---	1:04.96	971 pts
	50 m :	31.05 (31.05)	100 m :	1:04.96 (33.91)	[1:04.96]			
QFB	14.	MALFAIT Téo	2007	FRA	NAT VILLEFRANCHE EN BEAUJOLAIS	---	1:05.18	965 pts
	50 m :	31.78 (31.78)	100 m :	1:05.18 (33.40)	[1:05.18]			
QFB	15.	WEBER Raphaël	2007	FRA	CN LUNEL	---	1:05.20	965 pts
	50 m :	31.25 (31.25)	100 m :	1:05.20 (33.95)	[1:05.20]			
QFB	16.	DELAIRE Mael	2007	FRA	STADE BÉTHUNE PÉLICAN CLUB	---	1:05.28	963 pts
	50 m :	31.23 (31.23)	100 m :	1:05.28 (34.05)	[1:05.28]			
	17.	HASAPIS Stellio	2007	FRA	ERSTEIN AQUATIC CLUB	---	1:05.50	957 pts
	50 m :	32.38 (32.38)	100 m :	1:05.50 (33.12)	[1:05.50]			
	18.	TAILLADE Clément	2007	FRA	NEPTUNE CLUB DE FRANCE	---	1:05.74	951 pts
	50 m :	31.37 (31.37)	100 m :	1:05.74 (34.37)	[1:05.74]			
	19.	PELAGATTI Marc-Aurel	2007	FRA	C.N DU FLORIVAL	---	1:05.79	949 pts
	50 m :	31.26 (31.26)	100 m :	1:05.79 (34.53)	[1:05.79]			
	20.	MALERBAUD LEYRIS Esteban	2007	FRA	OLYMPIC NICE NATATION	---	1:05.80	949 pts
	50 m :	31.89 (31.89)	100 m :	1:05.80 (33.91)	[1:05.80]			
	21.	SAUVIGNON Sasha	2007	FRA	OLYMPIC NICE NATATION	---	1:05.94	945 pts
	50 m :	32.67 (32.67)	100 m :	1:05.94 (33.27)	[1:05.94]			
	22.	POTTIER Estin	2007	FRA	CN LE MANS	---	1:06.07	942 pts
	50 m :	31.69 (31.69)	100 m :	1:06.07 (34.38)	[1:06.07]			
	23.	BOUSSION Augustin	2007	FRA	NEPTUNE CLUB DE FRANCE	---	1:06.12	941 pts
	50 m :	31.78 (31.78)	100 m :	1:06.12 (34.34)	[1:06.12]			
	24.	CAPOGNA Benjamin	2007	FRA	TRIATHLON ROMANAIS PEAGEOIS	---	1:06.29	936 pts
	50 m :	32.96 (32.96)	100 m :	1:06.29 (33.33)	[1:06.29]			
	25.	TAHIR-ERRE Ilian	2007	FRA	CANET 66 NATATION	---	1:06.39	934 pts
	50 m :	31.23 (31.23)	100 m :	1:06.39 (35.16)	[1:06.39]			
Br	26.	CORNU Mathis	2007	FRA	CN ANTIBES	---	1:06.80	923 pts
	50 m :	32.53 (32.53)	100 m :	1:06.80 (34.27)	[1:06.80]			
Br	26.	MERCADIEL Nathan	2007	FRA	US JEUNESSE MITRY-MORY	---	1:06.80	923 pts
	50 m :	32.60 (32.60)	100 m :	1:06.80 (34.20)	[1:06.80]			
	28.	LE BARS Paul	2007	FRA	ESPADON VÉLIZY-VILLACOUBLAY	---	1:06.92	920 pts
	50 m :	32.19 (32.19)	100 m :	1:06.92 (34.73)	[1:06.92]			
	29.	CEREA Leonardo	2007	ITA	STADE ST-LAURENT-DU-VAR NAT	---	1:07.16	914 pts
	50 m :	31.84 (31.84)	100 m :	1:07.16 (35.32)	[1:07.16]			
	30.	CLEMENT Bastien	2007	FRA	S.M MONTRouGE	---	1:07.18	914 pts
	50 m :	32.43 (32.43)	100 m :	1:07.18 (34.75)	[1:07.18]			
	31.	DELEBASSEE Julien	2007	FRA	AMBERIEU NAT BUGEY COTIERE	---	1:07.27	911 pts
	50 m :	31.97 (31.97)	100 m :	1:07.27 (35.30)	[1:07.27]			
	32.	HERBRECHT Benjamin	2007	FRA	CANARDS LA ROCHELLE	---	1:07.43	907 pts
	50 m :	31.92 (31.92)	100 m :	1:07.43 (35.51)	[1:07.43]			

Résultats

(Suite) Séries : 100 Dos Messieurs - (Jeunes 3 : 14 ans)

[J3 : Lu 20/12/2021 - R5]

33.	KINTZ Matthieu	2007	FRA	CNP DE SAINT-LO	---	1:07.54	904 pts
50 m :	32.25 (32.25)	100 m :	1:07.54 (35.29)	[1:07.54]			
34.	SERIN Timothée	2007	FRA	ALLIANCE DIJON NATATION	---	1:07.62	902 pts
50 m :	32.49 (32.49)	100 m :	1:07.62 (35.13)	[1:07.62]			
35.	COMMUNIER-MALLIER Oscar	2007	FRA	CLUB DES NAGEURS DE PARIS	---	1:07.85	897 pts
50 m :	31.94 (31.94)	100 m :	1:07.85 (35.91)	[1:07.85]			
36.	GOMEZ Pierre	2007	FRA	CN LE PLESSIS-ROBINSON	---	1:07.96	894 pts
50 m :	32.13 (32.13)	100 m :	1:07.96 (35.83)	[1:07.96]			
37.	LAKHDARI Adam	2007	FRA	US IVRY-SUR-SEINE	---	1:08.09	891 pts
50 m :	32.61 (32.61)	100 m :	1:08.09 (35.48)	[1:08.09]			
38.	CHEVET Paul	2007	FRA	CN LE MANS	---	1:08.26	886 pts
50 m :	33.37 (33.37)	100 m :	1:08.26 (34.89)	[1:08.26]			
39.	SCHERER Maxime	2007	FRA	AMIENS METROPOLE NAT.	---	1:08.29	886 pts
50 m :	33.52 (33.52)	100 m :	1:08.29 (34.77)	[1:08.29]			
40.	METAYER Karl	2007	FRA	STADE ST-LAURENT-DU-VAR NAT	---	1:08.53	880 pts
50 m :	33.14 (33.14)	100 m :	1:08.53 (35.39)	[1:08.53]			
41.	VERGRACHT Eliot	2007	FRA	USM SARAN	---	1:08.61	878 pts
50 m :	32.89 (32.89)	100 m :	1:08.61 (35.72)	[1:08.61]			
42.	DUYCK Mathieu	2007	FRA	CSN GUYANCOURT	---	1:08.90	870 pts
50 m :	32.92 (32.92)	100 m :	1:08.90 (35.98)	[1:08.90]			
43.	DAUGE Leonard	2007	FRA	AQUA LONS BARRACUDAS	---	1:08.92	870 pts
50 m :	33.52 (33.52)	100 m :	1:08.92 (35.40)	[1:08.92]			
44.	MESROR Yannis	2007	FRA	DAUPHINS TOULOUSE OEC	---	1:09.32	860 pts
50 m :	33.38 (33.38)	100 m :	1:09.32 (35.94)	[1:09.32]			
45.	RENARD BERTRAND Artür	2007	FRA	EN TOURS	---	1:11.50	807 pts
50 m :	35.17 (35.17)	100 m :	1:11.50 (36.33)	[1:11.50]			

Séries : 100 Dos Messieurs - (Jeunes 1 & 2 : 12 - 13 ans)

[J3 : Lu 20/12/2021 - R5]

QFA	1.	BENARBIA Nacim	2008	FRA	FOS NATATION	---	1:05.35	961 pts
50 m :	32.26 (32.26)	100 m :	1:05.35 (33.09)	[1:05.35]				
QFA	2.	ROUSSEAU Paul	2008	FRA	AMIENS METROPOLE NAT.	---	1:06.27	937 pts
50 m :	31.51 (31.51)	100 m :	1:06.27 (34.76)	[1:06.27]				
QFA	3.	BRESSON Théotime	2008	FRA	JN COMPIÈGNE	---	1:06.72	925 pts
50 m :	31.84 (31.84)	100 m :	1:06.72 (34.88)	[1:06.72]				
QFA	4.	HADJ-RABAH Noa	2008	FRA	STADE CLERMONT NATATION	---	1:06.92	920 pts
50 m :	31.87 (31.87)	100 m :	1:06.92 (35.05)	[1:06.92]				
QFA	5.	MULLER Romain	2008	FRA	PAYS D'AIX NATATION	---	1:07.59	903 pts
50 m :	32.96 (32.96)	100 m :	1:07.59 (34.63)	[1:07.59]				
QFA	6.	DANIEL Armand	2008	FRA	NANTES NATATION	---	1:07.71	900 pts
50 m :	32.50 (32.50)	100 m :	1:07.71 (35.21)	[1:07.71]				
QFA	7.	FORESTIE Lenny	2008	FRA	AQUA GRIMPE MILLAU GRANDS CAUS	---	1:08.41	883 pts
50 m :	33.49 (33.49)	100 m :	1:08.41 (34.92)	[1:08.41]				
QFA	8.	BRUNET Victor	2008	FRA	CN CÉVENNES ALÈS	---	1:08.98	868 pts
50 m :	33.94 (33.94)	100 m :	1:08.98 (35.04)	[1:08.98]				
QFB	9.	MOREL Yanis	2008	FRA	DAUPHINS OBERNAI	---	1:09.15	864 pts
50 m :	33.77 (33.77)	100 m :	1:09.15 (35.38)	[1:09.15]				
QFB	10.	VALO Maxence	2008	FRA	AURAY NATATION	---	1:09.22	862 pts
50 m :	33.70 (33.70)	100 m :	1:09.22 (35.52)	[1:09.22]				
QFB	11.	DULLIER Gaspard	2008	FRA	US COLOMIERS NATATION	---	1:09.28	861 pts
50 m :	33.09 (33.09)	100 m :	1:09.28 (36.19)	[1:09.28]				
QFB	12.	VERILHAC Milo	2008	FRA	MONTPELLIER METROPOLE NATATION	---	1:09.36	859 pts
50 m :	34.07 (34.07)	100 m :	1:09.36 (35.29)	[1:09.36]				
QFB	13.	CHAMBERT TARDY Adrien	2008	FRA	AC ST-ETIENNE-METARE	---	1:09.39	858 pts
50 m :	33.82 (33.82)	100 m :	1:09.39 (35.57)	[1:09.39]				
QFB	14.	THOMAS Alexis	2008	FRA	CLAMART NATATION 92	---	1:09.52	855 pts
50 m :	34.24 (34.24)	100 m :	1:09.52 (35.28)	[1:09.52]				
QFB	15.	DOMBEK--MIRO Alexander	2008	FRA	AQUA VALLÉE-DE-CHEVREUSE	---	1:09.73	850 pts
50 m :	33.62 (33.62)	100 m :	1:09.73 (36.11)	[1:09.73]				
QFB	16.	TOMAS Léo	2008	FRA	SN VERSAILLES	---	1:10.00	843 pts
50 m :	33.91 (33.91)	100 m :	1:10.00 (36.09)	[1:10.00]				

Résultats

(Suite) Séries : 100 Dos Messieurs - (Jeunes 1 & 2 : 12 - 13 ans)

[J3 : Lu 20/12/2021 - R5]

17.	DRYEPOND Simon	2009	FRA	GRAVELINES NATATION	---	1:10.01	843 pts
50 m :	35.04 (35.04)	100 m :	1:10.01 (34.97) [1:10.01]				
18.	ARHAB BOTKO Mathias	2008	FRA	AS HERBLAY NATATION	---	1:10.02	843 pts
50 m :	33.39 (33.39)	100 m :	1:10.02 (36.63) [1:10.02]				
19.	PETITFRÈRE Théo	2008	FRA	RACING CLUB ARRAS	---	1:10.05	842 pts
50 m :	34.00 (34.00)	100 m :	1:10.05 (36.05) [1:10.05]				
20.	HANINI-MEYRAN Calel	2008	FRA	CN CANNES	---	1:10.12	840 pts
50 m :	32.67 (32.67)	100 m :	1:10.12 (37.45) [1:10.12]				
21.	DEFOIS-PERNOT Oscar	2008	FRA	CN CHALON-SUR-SAONE	---	1:10.14	840 pts
50 m :	33.68 (33.68)	100 m :	1:10.14 (36.46) [1:10.14]				
22.	PELLE Luca-Alexandru	2009	BEL	DENAIN NAT. PORTE DU HAINAUT	---	1:10.33	835 pts
50 m :	34.55 (34.55)	100 m :	1:10.33 (35.78) [1:10.33]				
23.	FRANGIN Pierre	2008	FRA	CN NIORT	---	1:10.38	834 pts
50 m :	33.55 (33.55)	100 m :	1:10.38 (36.83) [1:10.38]				
24.	VODDEN Ryan	2008	GBR	CNO ST-GERMAIN-EN-LAYE	---	1:10.49	831 pts
50 m :	34.06 (34.06)	100 m :	1:10.49 (36.43) [1:10.49]				
25.	GRÉGOIRE-CHARMASSON Matéo	2008	FRA	NAUTIC CLUB NÎMES	---	1:10.63	828 pts
50 m :	33.48 (33.48)	100 m :	1:10.63 (37.15) [1:10.63]				
26.	DOMINGEON Romeo	2008	FRA	NAT VILLEFRANCHE EN BEAUJOLAIS	---	1:10.64	828 pts
50 m :	34.18 (34.18)	100 m :	1:10.64 (36.46) [1:10.64]				
27.	MARTEL Axel	2009	FRA	LILLE MÉTROPOLE NATATION	---	1:10.70	826 pts
50 m :	35.23 (35.23)	100 m :	1:10.70 (35.47) [1:10.70]				
28.	KLIOUTCHKO Yael	2009	FRA	ALLIANCE DIJON NATATION	---	1:10.78	824 pts
50 m :	34.15 (34.15)	100 m :	1:10.78 (36.63) [1:10.78]				
29.	LAVITOLA Matteo	2008	FRA	CN ANTIBES	---	1:10.81	824 pts
50 m :	34.00 (34.00)	100 m :	1:10.81 (36.81) [1:10.81]				
30.	BOURLET Thomas	2008	FRA	GIRONDINS BORDEAUX	---	1:10.90	821 pts
50 m :	34.38 (34.38)	100 m :	1:10.90 (36.52) [1:10.90]				
31.	GORLIER Noah	2008	FRA	AC VILLEPINTE	---	1:10.95	820 pts
50 m :	34.98 (34.98)	100 m :	1:10.95 (35.97) [1:10.95]				
32.	CRISTOFINI Sauveur	2009	FRA	PAYS D'AIX NATATION	---	1:11.06	818 pts
50 m :	34.48 (34.48)	100 m :	1:11.06 (36.58) [1:11.06]				
33.	RICCIO Mathias	2009	FRA	MULHOUSE ON	---	1:11.51	807 pts
50 m :	34.17 (34.17)	100 m :	1:11.51 (37.34) [1:11.51]				
34.	RESSEQUIER Timeo	2008	FRA	AQUA GRIMPE MILLAU GRANDS CAUS	---	1:11.73	802 pts
50 m :	34.32 (34.32)	100 m :	1:11.73 (37.41) [1:11.73]				
35.	DE VIVIE Yoann	2009	FRA	DAUPHINS TOULOUSE OEC	---	1:11.80	800 pts
50 m :	34.84 (34.84)	100 m :	1:11.80 (36.96) [1:11.80]				
36.	PATRON Lucas	2008	FRA	NEPTUNE CLUB LORRAIN	---	1:11.82	799 pts
50 m :	34.07 (34.07)	100 m :	1:11.82 (37.75) [1:11.82]				
37.	TRAN Augustin	2009	FRA	US VILLEJUIF NATATION	---	1:12.00	795 pts
50 m :	34.69 (34.69)	100 m :	1:12.00 (37.31) [1:12.00]				
38.	LABOUGLIE Francois	2009	FRA	SOISSONS NATATION SPORTIVE	---	1:12.10	793 pts
50 m :	35.65 (35.65)	100 m :	1:12.10 (36.45) [1:12.10]				
39.	GABRIEL Maël	2009	FRA	LA JEANNE NATATION PORT	---	1:12.16	791 pts
50 m :	35.23 (35.23)	100 m :	1:12.16 (36.93) [1:12.16]				
40.	FELICITE Alexis	2008	FRA	CERCLE NAGEURS ST-JOSEPH	---	1:12.89	774 pts
50 m :	35.26 (35.26)	100 m :	1:12.89 (37.63) [1:12.89]				
41.	BEKAERT Mathys	2009	FRA	DUNKERQUE NATATION	---	1:13.25	766 pts
50 m :	35.13 (35.13)	100 m :	1:13.25 (38.12) [1:13.25]				
42.	LE BRUN Mahé	2009	FRA	AMSL FRÉJUS	---	1:13.30	765 pts
50 m :	35.08 (35.08)	100 m :	1:13.30 (38.22) [1:13.30]				
43.	AZIZI Seifeddine	2008	FRA	SN VERSAILLES	---	1:13.60	758 pts
50 m :	36.86 (36.86)	100 m :	1:13.60 (36.74) [1:13.60]				
44.	PERON Elyot	2009	FRA	AMBERIEU NAT BUGEY COTIERE	---	1:13.97	749 pts
50 m :	35.10 (35.10)	100 m :	1:13.97 (38.87) [1:13.97]				
45.	LEVY Dan	2009	FRA	PAYS D'AIX NATATION	---	1:14.02	748 pts
50 m :	35.08 (35.08)	100 m :	1:14.02 (38.94) [1:14.02]				
46.	FRISON FRISCH Roman	2009	FRA	ASPTT TOULOUSE	---	1:14.31	741 pts
50 m :	35.96 (35.96)	100 m :	1:14.31 (38.35) [1:14.31]				
47.	AVETAND Titouan	2008	FRA	BEAUVAISIS AQUATIC CLUB	---	1:14.36	740 pts
50 m :	35.62 (35.62)	100 m :	1:14.36 (38.74) [1:14.36]				

Résultats

(Suite) Séries : 100 Dos Messieurs - (Jeunes 1 & 2 : 12 - 13 ans)

[J3 : Lu 20/12/2021 - R5]

48.	DRUENNE Noa	2009	MON	AS MONACO NATATION	---	1:14.46	738 pts
50 m :	36.09 (36.09)	100 m :	1:14.46 (38.37)	[1:14.46]			
49.	MIGNORAT-ODION Corentin	2008	FRA	MARSOUINS HÉROUVILLE	---	1:14.73	732 pts
50 m :	36.28 (36.28)	100 m :	1:14.73 (38.45)	[1:14.73]			
50.	SCHVARTZ-ARNAUD Joey	2009	FRA	CARIB SWIN TEAM	---	1:15.19	721 pts
50 m :	36.60 (36.60)	100 m :	1:15.19 (38.59)	[1:15.19]			
51.	LE GRATIET Yannis	2008	FRA	C VIKINGS DE ROUEN	---	1:15.71	710 pts
50 m :	35.72 (35.72)	100 m :	1:15.71 (39.99)	[1:15.71]			
52.	VOSSION Anatole	2009	FRA	MACON NATATION	---	1:21.60	584 pts
50 m :	39.78 (39.78)	100 m :	1:21.60 (41.82)	[1:21.60]			
---	PETIT Antoine	2008	FRA	AS MONACO NATATION		DNS dec	

Résultats

[Cotation FFN]

Records du 800 Nage Libre Dames

Meilleures Performances Françaises 14 ans: **8:45.59** BONNET Charlotte (1995) FRA 24/07/2009 TAMPERE
Meilleures Performances Françaises 13 ans: **9:09.05** COCCORDANO Clémence (2005) FRA 20/07/2018 RENNES
Meilleures Performances Françaises 12 ans: **9:33.50** ROUANET Sylvie (1978) FRA 21/12/1990 BORDEAUX
Meilleures Performances Françaises 11 ans: **9:56.95** CLAUDIC Malaïka (2008) FRA 20/12/2019 AGEN

Série : 800 Nage Libre Dames - (Jeunes 3 : 13 ans)

[J3 : Lu 20/12/2021 - R6]

1. RAY Lea		2008	FRA	CNS VALLAURIS	9:30.00	1086 pts	
50 m :	31.04 (31.04)	100 m :	1:05.16 (34.12) [1:05.16]	150 m :	1:40.55 (35.39)	200 m :	2:16.51 (35.96) [1:11.35]
250 m :	2:53.02 (36.51)	300 m :	3:29.22 (36.20) [1:12.71]	350 m :	4:05.90 (36.68)	400 m :	4:42.34 (36.44) [1:13.12]
450 m :	5:18.86 (36.52)	500 m :	5:55.57 (36.71) [1:13.23]	550 m :	6:32.54 (36.97)	600 m :	7:08.83 (36.29) [1:13.26]
650 m :	7:45.52 (36.69)	700 m :	8:21.29 (35.77) [1:12.46]	750 m :	8:57.30 (36.01)	800 m :	9:30.00 (32.70) [1:08.71]
2. SOLDERMANN Maeva		2008	FRA	DAUPHINS DE ST-LOUIS	9:30.19	1085 pts	
50 m :	32.18 (32.18)	100 m :	1:08.12 (35.94) [1:08.12]	150 m :	1:44.30 (36.18)	200 m :	2:21.00 (36.70) [1:12.88]
250 m :	2:57.66 (36.66)	300 m :	3:34.24 (36.58) [1:13.24]	350 m :	4:10.63 (36.39)	400 m :	4:46.99 (36.36) [1:12.75]
450 m :	5:22.82 (35.83)	500 m :	5:58.96 (36.14) [1:11.97]	550 m :	6:34.99 (36.03)	600 m :	7:11.23 (36.24) [1:12.27]
650 m :	7:47.00 (35.77)	700 m :	8:22.81 (35.81) [1:11.58]	750 m :	8:57.71 (34.90)	800 m :	9:30.19 (32.48) [1:07.38]
3. CLAUDIC Malaïka		2008	FRA	CANET 66 NATATION	9:50.02	1012 pts	
50 m :	32.29 (32.29)	100 m :	1:07.26 (34.97) [1:07.26]	150 m :	1:44.06 (36.80)	200 m :	2:20.44 (36.38) [1:13.18]
250 m :	2:57.99 (37.55)	300 m :	3:34.86 (36.87) [1:14.42]	350 m :	4:12.62 (37.76)	400 m :	4:49.89 (37.27) [1:15.03]
450 m :	5:28.06 (38.17)	500 m :	6:04.95 (36.89) [1:15.06]	550 m :	6:42.96 (38.01)	600 m :	7:20.29 (37.33) [1:15.34]
650 m :	7:58.30 (38.01)	700 m :	8:35.55 (37.25) [1:15.26]	750 m :	9:13.48 (37.93)	800 m :	9:50.02 (36.54) [1:14.47]
4. RADOVICI Giulia		2008	FRA	CN CÉVENNES ALÈS	9:53.93	998 pts	
50 m :	31.70 (31.70)	100 m :	1:08.38 (36.68) [1:08.38]	150 m :	1:46.39 (38.01)	200 m :	2:24.18 (37.79) [1:15.80]
250 m :	3:02.35 (38.17)	300 m :	3:40.12 (37.77) [1:15.94]	350 m :	4:18.11 (37.99)	400 m :	4:55.38 (37.27) [1:15.26]
450 m :	5:33.07 (37.69)	500 m :	6:10.55 (37.48) [1:15.17]	550 m :	6:48.53 (37.98)	600 m :	7:26.95 (38.42) [1:16.40]
650 m :	8:04.19 (37.24)	700 m :	8:42.15 (37.96) [1:15.20]	750 m :	9:18.47 (36.32)	800 m :	9:53.93 (35.46) [1:11.78]
5. CARBONNIER Zélie		2008	FRA	DUNKERQUE NATATION	9:56.27	989 pts	
50 m :	33.41 (33.41)	100 m :	1:10.03 (36.62) [1:10.03]	150 m :	1:47.47 (37.44)	200 m :	2:24.74 (37.27) [1:14.71]
250 m :	3:02.45 (37.71)	300 m :	3:40.21 (37.76) [1:15.47]	350 m :	4:18.34 (38.13)	400 m :	4:56.29 (37.95) [1:16.08]
450 m :	5:34.41 (38.12)	500 m :	6:11.83 (37.42) [1:15.54]	550 m :	6:50.15 (38.32)	600 m :	7:27.66 (37.51) [1:15.83]
650 m :	8:05.40 (37.74)	700 m :	8:43.26 (37.86) [1:15.60]	750 m :	9:20.52 (37.26)	800 m :	9:56.27 (35.75) [1:13.01]
6. JAQUEROD Lilou		2008	FRA	C VIKINGS DE ROUEN	9:56.37	989 pts	
50 m :	34.16 (34.16)	100 m :	1:10.86 (36.70) [1:10.86]	150 m :	1:48.92 (38.06)	200 m :	2:26.40 (37.48) [1:15.54]
250 m :	3:05.05 (38.65)	300 m :	3:42.82 (37.77) [1:16.42]	350 m :	4:20.91 (38.09)	400 m :	4:58.63 (37.72) [1:15.81]
450 m :	5:36.53 (37.90)	500 m :	6:14.22 (37.69) [1:15.59]	550 m :	6:51.97 (37.75)	600 m :	7:29.41 (37.44) [1:15.19]
650 m :	8:06.97 (37.56)	700 m :	8:44.04 (37.07) [1:14.63]	750 m :	9:20.74 (36.70)	800 m :	9:56.37 (35.63) [1:12.33]
7. CAMPERGUE Tilia		2008	FRA	DAUPHINS TOULOUSE OEC	9:56.93	987 pts	
50 m :	31.84 (31.84)	100 m :	1:08.09 (36.25) [1:08.09]	150 m :	1:44.33 (36.24)	200 m :	2:21.38 (37.05) [1:13.29]
250 m :	2:58.30 (36.92)	300 m :	3:36.26 (37.96) [1:14.88]	350 m :	4:13.79 (37.53)	400 m :	4:52.76 (38.97) [1:16.50]
450 m :	5:30.98 (38.22)	500 m :	6:08.71 (37.73) [1:15.95]	550 m :	6:47.46 (38.75)	600 m :	7:26.06 (38.60) [1:17.35]
650 m :	8:04.68 (38.62)	700 m :	8:42.64 (37.96) [1:16.58]	750 m :	9:21.54 (38.90)	800 m :	9:56.93 (35.39) [1:14.29]
8. PARENT Thea		2008	FRA	CN ORANGE	9:58.03	983 pts	
50 m :	34.04 (34.04)	100 m :	1:11.00 (36.96) [1:11.00]	150 m :	1:48.91 (37.91)	200 m :	2:26.81 (37.90) [1:15.81]
250 m :	3:04.99 (38.18)	300 m :	3:42.41 (37.42) [1:15.60]	350 m :	4:20.24 (37.83)	400 m :	4:57.80 (37.56) [1:15.39]
450 m :	5:35.55 (37.75)	500 m :	6:12.89 (37.34) [1:15.09]	550 m :	6:51.28 (38.39)	600 m :	7:29.11 (37.83) [1:16.22]
650 m :	8:07.13 (38.02)	700 m :	8:44.81 (37.68) [1:15.70]	750 m :	9:22.25 (37.44)	800 m :	9:58.03 (35.78) [1:13.22]
9. TROUVE Lyne		2008	FRA	CLUB DE NATATION DE SASSENAGE	10:02.02	969 pts	
50 m :	33.27 (33.27)	100 m :	1:10.09 (36.82) [1:10.09]	150 m :	1:47.71 (37.62)	200 m :	2:25.60 (37.89) [1:15.51]
250 m :	3:03.60 (38.00)	300 m :	3:41.65 (38.05) [1:16.05]	350 m :	4:19.84 (38.19)	400 m :	4:58.00 (38.16) [1:16.35]
450 m :	5:36.20 (38.20)	500 m :	6:14.89 (38.69) [1:16.89]	550 m :	6:54.21 (39.32)	600 m :	7:32.71 (38.50) [1:17.82]
650 m :	8:10.89 (38.18)	700 m :	8:49.11 (38.22) [1:16.40]	750 m :	9:26.48 (37.37)	800 m :	10:02.02 (35.54) [1:12.91]
10. AVENEL Margot		2008	FRA	DAUPHINS DE ST-LOUIS	10:02.22	968 pts	
50 m :	33.56 (33.56)	100 m :	1:10.40 (36.84) [1:10.40]	150 m :	1:48.70 (38.30)	200 m :	2:26.76 (38.06) [1:16.36]
250 m :	3:05.14 (38.38)	300 m :	3:43.43 (38.29) [1:16.67]	350 m :	4:21.79 (38.36)	400 m :	4:59.82 (38.03) [1:16.39]
450 m :	5:37.85 (38.03)	500 m :	6:15.45 (37.60) [1:15.63]	550 m :	6:53.42 (37.97)	600 m :	7:31.85 (38.43) [1:16.40]
650 m :	8:10.38 (38.53)	700 m :	8:48.73 (38.35) [1:16.88]	750 m :	9:26.27 (37.54)	800 m :	10:02.22 (35.95) [1:13.49]
11. GAUTHIER Jeanne-Lise		2008	FRA	CN CHALON-SUR-SAONE	10:05.01	958 pts	
50 m :	32.63 (32.63)	100 m :	1:08.70 (36.07) [1:08.70]	150 m :	1:46.80 (38.10)	200 m :	2:24.53 (37.73) [1:15.83]
250 m :	3:03.64 (39.11)	300 m :	3:41.93 (38.29) [1:17.40]	350 m :	4:21.17 (39.24)	400 m :	4:59.81 (38.64) [1:17.88]
450 m :	5:38.97 (39.16)	500 m :	6:17.64 (38.67) [1:17.83]	550 m :	6:56.33 (38.69)	600 m :	7:34.51 (38.18) [1:16.87]
650 m :	8:13.35 (38.84)	700 m :	8:51.19 (37.84) [1:16.68]	750 m :	9:29.34 (38.15)	800 m :	10:05.01 (35.67) [1:13.82]

Résultats
(Suite) Série : 800 Nage Libre Dames - (Jeunes 3 : 13 ans)

[J3 : Lu 20/12/2021 - R6]

12. CUREAU Lys		2008	FRA	CSN GUYANCOURT	10:05.16	958 pts		
50 m :	34.39 (34.39)	100 m :	1:11.65 (37.26)	150 m :	1:50.22 (38.57)	200 m :	2:28.34 (38.12)	[1:16.69]
250 m :	3:07.09 (38.75)	300 m :	3:45.42 (38.33)	350 m :	4:24.39 (38.97)	400 m :	5:02.19 (37.80)	[1:16.77]
450 m :	5:40.81 (38.62)	500 m :	6:18.66 (37.85)	550 m :	6:56.98 (38.32)	600 m :	7:34.66 (37.68)	[1:16.00]
650 m :	8:13.22 (38.56)	700 m :	8:51.04 (37.82)	750 m :	9:29.48 (38.44)	800 m :	10:05.16 (35.68)	[1:14.12]
13. RICHARD Clemence		2008	FRA	TRI-AVENTURE PAYS DE FONTAINEB	10:08.24	947 pts		
50 m :	33.60 (33.60)	100 m :	1:10.35 (36.75)	150 m :	1:48.51 (38.16)	200 m :	2:26.71 (38.20)	[1:16.36]
250 m :	3:05.53 (38.82)	300 m :	3:44.10 (38.57)	350 m :	4:22.04 (37.94)	400 m :	5:00.59 (38.55)	[1:16.49]
450 m :	5:39.86 (39.27)	500 m :	6:18.46 (38.60)	550 m :	6:57.10 (38.64)	600 m :	7:35.47 (38.37)	[1:17.01]
650 m :	8:14.48 (39.01)	700 m :	8:53.21 (38.73)	750 m :	9:31.32 (38.11)	800 m :	10:08.24 (36.92)	[1:15.03]
14. FALLA Prisca		2008	FRA	AAS SARCELLES NATATION 95	10:09.21	943 pts		
50 m :	33.64 (33.64)	100 m :	1:11.76 (38.12)	150 m :	1:49.49 (37.73)	200 m :	2:28.77 (39.28)	[1:17.01]
250 m :	3:06.91 (38.14)	300 m :	3:45.88 (38.97)	350 m :	4:24.04 (38.16)	400 m :	5:03.33 (39.29)	[1:17.45]
450 m :	5:41.84 (38.51)	500 m :	6:20.75 (38.91)	550 m :	6:58.17 (37.42)	600 m :	7:36.84 (38.67)	[1:16.09]
650 m :	8:14.98 (38.14)	700 m :	8:54.26 (39.28)	750 m :	9:32.15 (37.89)	800 m :	10:09.21 (37.06)	[1:14.95]
15. BIZE Eva		2008	FRA	SN VERSAILLES	10:09.73	941 pts		
50 m :	32.48 (32.48)	100 m :	1:09.41 (36.93)	150 m :	1:47.44 (38.03)	200 m :	2:25.85 (38.41)	[1:16.44]
250 m :	3:04.06 (38.21)	300 m :	3:43.06 (39.00)	350 m :	4:21.80 (38.74)	400 m :	5:00.48 (38.68)	[1:17.42]
450 m :	5:38.81 (38.33)	500 m :	6:17.87 (39.06)	550 m :	6:56.40 (38.53)	600 m :	7:35.84 (39.44)	[1:17.97]
650 m :	8:14.12 (38.28)	700 m :	8:53.40 (39.28)	750 m :	9:31.74 (38.34)	800 m :	10:09.73 (37.99)	[1:16.33]
16. FREMION Capucine-Latinka		2008	FRA	AQUA VALLÉE-DE-CHEVREUSE	10:10.56	939 pts		
50 m :	35.32 (35.32)	100 m :	1:13.03 (37.71)	150 m :	1:52.23 (39.20)	200 m :	2:30.55 (38.32)	[1:17.52]
250 m :	3:09.85 (39.30)	300 m :	3:48.02 (38.17)	350 m :	4:26.95 (38.93)	400 m :	5:05.54 (38.59)	[1:17.52]
450 m :	5:44.52 (38.98)	500 m :	6:23.49 (38.97)	550 m :	7:02.80 (39.31)	600 m :	7:40.55 (37.75)	[1:17.06]
650 m :	8:19.11 (38.56)	700 m :	8:56.93 (37.82)	750 m :	9:34.65 (37.72)	800 m :	10:10.56 (35.91)	[1:13.63]
17. BRIGUI Ines		2008	FRA	VAL D'ESSONNE MENNECY AQUA CLU	10:15.44	922 pts		
50 m :	34.17 (34.17)	100 m :	1:12.80 (38.63)	150 m :	1:51.94 (39.14)	200 m :	2:31.33 (39.39)	[1:18.53]
250 m :	3:10.50 (39.17)	300 m :	3:49.87 (39.37)	350 m :	4:28.88 (39.01)	400 m :	5:08.13 (39.25)	[1:18.26]
450 m :	5:47.05 (38.92)	500 m :	6:26.46 (39.41)	550 m :	7:05.17 (38.71)	600 m :	7:44.52 (39.35)	[1:18.06]
650 m :	8:23.27 (38.75)	700 m :	9:02.20 (38.93)	750 m :	9:39.66 (37.46)	800 m :	10:15.44 (35.78)	[1:13.24]
18. LESEUR Emilie		2008	FRA	ALLIANCE DIJON NATATION	10:15.49	921 pts		
50 m :	33.99 (33.99)	100 m :	1:11.60 (37.61)	150 m :	1:50.17 (38.57)	200 m :	2:28.99 (38.82)	[1:17.39]
250 m :	3:08.43 (39.44)	300 m :	3:47.50 (39.07)	350 m :	4:26.90 (39.40)	400 m :	5:06.19 (39.29)	[1:18.69]
450 m :	5:45.62 (39.43)	500 m :	6:24.99 (39.37)	550 m :	7:04.43 (39.44)	600 m :	7:43.52 (39.09)	[1:18.53]
650 m :	8:22.58 (39.06)	700 m :	9:01.08 (38.50)	750 m :	9:39.52 (38.44)	800 m :	10:15.49 (35.97)	[1:14.41]
19. POBEL-CRAPPE Laura		2008	FRA	CSN GUYANCOURT	10:24.82	889 pts		
50 m :	35.08 (35.08)	100 m :	1:13.68 (38.60)	150 m :	1:52.37 (38.69)	200 m :	2:32.32 (39.95)	[1:18.64]
250 m :	3:11.34 (39.02)	300 m :	3:51.44 (40.10)	350 m :	4:30.32 (38.88)	400 m :	5:10.35 (40.03)	[1:18.91]
450 m :	5:48.87 (38.52)	500 m :	6:28.82 (39.95)	550 m :	7:07.91 (39.09)	600 m :	7:47.63 (39.72)	[1:18.81]
650 m :	8:26.53 (38.90)	700 m :	9:06.58 (40.05)	750 m :	9:45.82 (39.24)	800 m :	10:24.82 (39.00)	[1:18.24]
--- ARMATOL Garance		2008	FRA	MONTÉLIMAR NAUTIC CLUB	DNS	dec		

Série : 800 Nage Libre Dames - (Jeunes 1 & 2 : 11 - 12 ans)

[J3 : Lu 20/12/2021 - R6]

1. SAUZEAU Lilou		2009	FRA	SN VERSAILLES	9:36.09	1063 pts		
50 m :	32.46 (32.46)	100 m :	1:08.79 (36.33)	150 m :	1:44.88 (36.09)	200 m :	2:21.65 (36.77)	[1:12.86]
250 m :	2:57.88 (36.23)	300 m :	3:34.84 (36.96)	350 m :	4:10.63 (35.79)	400 m :	4:47.52 (36.89)	[1:12.68]
450 m :	5:23.41 (35.89)	500 m :	5:59.40 (35.99)	550 m :	6:36.02 (36.62)	600 m :	7:12.83 (36.81)	[1:13.43]
650 m :	7:49.03 (36.20)	700 m :	8:25.17 (36.14)	750 m :	9:01.32 (36.15)	800 m :	9:36.09 (34.77)	[1:10.92]
2. RAVIER Leana		2009	FRA	LILLE MÉTROPOLE NATATION	9:38.52	1054 pts		
50 m :	32.76 (32.76)	100 m :	1:09.07 (36.31)	150 m :	1:45.18 (36.11)	200 m :	2:22.02 (36.84)	[1:12.95]
250 m :	2:58.45 (36.43)	300 m :	3:35.62 (37.17)	350 m :	4:11.59 (35.97)	400 m :	4:48.36 (36.77)	[1:12.74]
450 m :	5:23.64 (35.28)	500 m :	6:00.43 (36.79)	550 m :	6:36.43 (36.00)	600 m :	7:13.79 (37.36)	[1:13.36]
650 m :	7:49.52 (35.73)	700 m :	8:26.02 (36.50)	750 m :	9:01.91 (35.89)	800 m :	9:38.52 (36.61)	[1:12.50]
3. AZIZI Lilia		2009	FRA	SN VERSAILLES	9:52.35	1003 pts		
50 m :	34.21 (34.21)	100 m :	1:10.58 (36.37)	150 m :	1:47.94 (37.36)	200 m :	2:24.99 (37.05)	[1:14.41]
250 m :	3:02.97 (37.98)	300 m :	3:40.47 (37.50)	350 m :	4:18.70 (38.23)	400 m :	4:56.12 (37.42)	[1:15.65]
450 m :	5:33.57 (37.45)	500 m :	6:09.98 (36.41)	550 m :	6:48.18 (38.20)	600 m :	7:24.25 (36.07)	[1:14.27]
650 m :	8:02.87 (38.62)	700 m :	8:40.47 (37.60)	750 m :	9:17.88 (37.41)	800 m :	9:52.35 (34.47)	[1:11.88]

Résultats

(Suite) Série : 800 Nage Libre Dames - (Jeunes 1 & 2 : 11 - 12 ans)

[J3 : Lu 20/12/2021 - R6]

4. MESMACQUE Rosalie		2010	FRA	DUNKERQUE NATATION	10:01.14	972 pts	
50 m :	33.29 (33.29)	100 m :	1:09.86 (36.57) [1:09.86]	150 m :	1:48.00 (38.14)	200 m :	2:25.92 (37.92) [1:16.06]
250 m :	3:04.37 (38.45)	300 m :	3:42.14 (37.77) [1:16.22]	350 m :	4:21.00 (38.86)	400 m :	4:59.27 (38.27) [1:17.13]
450 m :	5:37.67 (38.40)	500 m :	6:15.32 (37.65) [1:16.05]	550 m :	6:53.40 (38.08)	600 m :	7:31.45 (38.05) [1:16.13]
650 m :	8:09.64 (38.19)	700 m :	8:47.36 (37.72) [1:15.91]	750 m :	9:25.52 (38.16)	800 m :	10:01.14 (35.62) [1:13.78]
5. LIMAM Yasmine		2010	FRA	C VIKINGS DE ROUEN	10:12.10	933 pts	
50 m :	33.78 (33.78)	100 m :	1:11.50 (37.72) [1:11.50]	150 m :	1:49.98 (38.48)	200 m :	2:28.64 (38.66) [1:17.14]
250 m :	3:08.38 (39.74)	300 m :	3:47.21 (38.83) [1:18.57]	350 m :	4:26.13 (38.92)	400 m :	5:04.62 (38.49) [1:17.41]
450 m :	5:44.22 (39.60)	500 m :	6:22.45 (38.23) [1:17.83]	550 m :	7:01.62 (39.17)	600 m :	7:40.25 (38.63) [1:17.80]
650 m :	8:19.40 (39.15)	700 m :	8:57.73 (38.33) [1:17.48]	750 m :	9:34.96 (37.23)	800 m :	10:12.10 (37.14) [1:14.37]
6. MENARD Fiorella		2009	FRA	NANTES NATATION	10:13.73	928 pts	
50 m :	33.76 (33.76)	100 m :	1:10.23 (36.47) [1:10.23]	150 m :	1:49.01 (38.78)	200 m :	2:28.15 (39.14) [1:17.92]
250 m :	3:07.40 (39.25)	300 m :	3:46.46 (39.06) [1:18.31]	350 m :	4:25.98 (39.52)	400 m :	5:04.98 (39.00) [1:18.52]
450 m :	5:44.22 (39.24)	500 m :	6:22.99 (38.77) [1:18.01]	550 m :	7:02.48 (39.49)	600 m :	7:41.18 (38.70) [1:18.19]
650 m :	8:20.38 (39.20)	700 m :	8:58.83 (38.45) [1:17.65]	750 m :	9:36.76 (37.93)	800 m :	10:13.73 (36.97) [1:14.90]
7. LEFEBVRE Zoé		2009	FRA	LILLE MÉTROPOLE NATATION	10:18.32	912 pts	
50 m :	34.46 (34.46)	100 m :	1:12.13 (37.67) [1:12.13]	150 m :	1:51.24 (39.11)	200 m :	2:30.30 (39.06) [1:18.17]
250 m :	3:09.54 (39.24)	300 m :	3:48.76 (39.22) [1:18.46]	350 m :	4:27.96 (39.20)	400 m :	5:07.34 (39.38) [1:18.58]
450 m :	5:46.36 (39.02)	500 m :	6:25.43 (39.07) [1:18.09]	550 m :	7:04.93 (39.50)	600 m :	7:44.32 (39.39) [1:18.89]
650 m :	8:23.26 (38.94)	700 m :	9:02.38 (39.12) [1:18.06]	750 m :	9:40.80 (38.42)	800 m :	10:18.32 (37.52) [1:15.94]
8. THOREZ Zoé		2009	FRA	LILLE MÉTROPOLE NATATION	10:26.15	885 pts	
50 m :	35.00 (35.00)	100 m :	1:12.80 (37.80) [1:12.80]	150 m :	1:51.76 (38.96)	200 m :	2:30.64 (38.88) [1:17.84]
250 m :	3:10.18 (39.54)	300 m :	3:49.87 (39.69) [1:19.23]	350 m :	4:29.65 (39.78)	400 m :	5:09.13 (39.48) [1:19.26]
450 m :	5:48.83 (39.70)	500 m :	6:28.42 (39.59) [1:19.29]	550 m :	7:08.39 (39.97)	600 m :	7:48.14 (39.75) [1:19.72]
650 m :	8:28.05 (39.91)	700 m :	9:07.80 (39.75) [1:19.66]	750 m :	9:47.27 (39.47)	800 m :	10:26.15 (38.88) [1:18.35]
9. DELAMARE Romane		2009	FRA	C VIKINGS DE ROUEN	10:26.44	884 pts	
50 m :	33.99 (33.99)	100 m :	1:13.04 (39.05) [1:13.04]	150 m :	1:52.70 (39.66)	200 m :	2:32.80 (40.10) [1:19.76]
250 m :	3:13.42 (40.62)	300 m :	3:53.72 (40.30) [1:20.92]	350 m :	4:33.68 (39.96)	400 m :	5:13.90 (40.22) [1:20.18]
450 m :	5:52.77 (38.87)	500 m :	6:32.92 (40.15) [1:19.02]	550 m :	7:11.84 (38.92)	600 m :	7:52.33 (40.49) [1:19.41]
650 m :	8:31.22 (38.89)	700 m :	9:11.23 (40.01) [1:18.90]	750 m :	9:49.59 (38.36)	800 m :	10:26.44 (36.85) [1:15.21]
10. BINIGUER Arwen		2009	FRA	MONTPELLIER PAILLADE NATATION	10:32.67	863 pts	
50 m :	33.13 (33.13)	100 m :	1:12.43 (39.30) [1:12.43]	150 m :	1:52.02 (39.59)	200 m :	2:32.93 (40.91) [1:20.50]
250 m :	3:12.78 (39.85)	300 m :	3:52.48 (39.70) [1:19.55]	350 m :	4:33.28 (40.80)	400 m :	5:13.36 (40.08) [1:20.88]
450 m :	5:53.76 (40.40)	500 m :	6:34.12 (40.36) [1:20.76]	550 m :	7:14.04 (39.92)	600 m :	7:54.48 (40.44) [1:20.36]
650 m :	8:34.78 (40.30)	700 m :	9:15.33 (40.55) [1:20.85]	750 m :	9:54.54 (39.21)	800 m :	10:32.67 (38.13) [1:17.34]
11. BODEMAR-ROUQUETTE Lisa		2009	FRA	C.S MONTERELAIS NATATION	10:33.15	861 pts	
50 m :	34.78 (34.78)	100 m :	1:13.31 (38.53) [1:13.31]	150 m :	1:54.05 (40.74)	200 m :	2:33.83 (39.78) [1:20.52]
250 m :	3:14.66 (40.83)	300 m :	3:54.43 (39.77) [1:20.60]	350 m :	4:34.90 (40.47)	400 m :	5:15.07 (40.17) [1:20.64]
450 m :	5:55.45 (40.38)	500 m :	6:35.78 (40.33) [1:20.71]	550 m :	7:15.96 (40.18)	600 m :	7:56.31 (40.35) [1:20.53]
650 m :	8:37.03 (40.72)	700 m :	9:16.37 (39.34) [1:20.06]	750 m :	9:55.97 (39.60)	800 m :	10:33.15 (37.18) [1:16.78]
12. ROULOFF Penelope		2009	FRA	A ASEC NATATION SAINT-PAUL REU	10:35.08	855 pts	
50 m :	35.56 (35.56)	100 m :	1:15.43 (39.87) [1:15.43]	150 m :	1:55.67 (40.24)	200 m :	2:35.82 (40.15) [1:20.39]
250 m :	3:15.70 (39.88)	300 m :	3:55.77 (40.07) [1:19.95]	350 m :	4:34.99 (39.22)	400 m :	5:15.71 (40.72) [1:19.94]
450 m :	5:55.81 (40.10)	500 m :	6:36.98 (41.17) [1:21.27]	550 m :	7:16.88 (39.90)	600 m :	7:57.94 (41.06) [1:20.96]
650 m :	8:38.20 (40.26)	700 m :	9:19.18 (40.98) [1:21.24]	750 m :	9:57.67 (38.49)	800 m :	10:35.08 (37.41) [1:15.90]
13. BARSANTI Juliana		2009	FRA	SN VERSAILLES	10:36.48	850 pts	
50 m :	35.50 (35.50)	100 m :	1:14.11 (38.61) [1:14.11]	150 m :	1:53.50 (39.39)	200 m :	2:33.88 (40.38) [1:19.77]
250 m :	3:14.18 (40.30)	300 m :	3:54.29 (40.11) [1:20.41]	350 m :	4:34.57 (40.28)	400 m :	5:14.98 (40.41) [1:20.69]
450 m :	5:55.51 (40.53)	500 m :	6:36.12 (40.61) [1:21.14]	550 m :	7:16.27 (40.15)	600 m :	7:56.37 (40.10) [1:20.25]
650 m :	8:37.02 (40.65)	700 m :	9:17.36 (40.34) [1:20.99]	750 m :	9:57.75 (40.39)	800 m :	10:36.48 (38.73) [1:19.12]
14. K'BIDI Sarah-Marie-Elodie		2009	FRA	SUD SAUVAGE NATATION SAINT PHI	10:37.09	848 pts	
50 m :	35.91 (35.91)	100 m :	1:14.73 (38.82) [1:14.73]	150 m :	1:54.86 (40.13)	200 m :	2:34.70 (39.84) [1:19.97]
250 m :	3:15.34 (40.64)	300 m :	3:55.51 (40.17) [1:20.81]	350 m :	4:36.12 (40.61)	400 m :	5:16.36 (40.24) [1:20.85]
450 m :	5:57.11 (40.75)	500 m :	6:37.50 (40.39) [1:21.14]	550 m :	7:18.35 (40.85)	600 m :	7:58.53 (40.18) [1:21.03]
650 m :	8:39.02 (40.49)	700 m :	9:19.18 (40.16) [1:20.65]	750 m :	9:59.28 (40.10)	800 m :	10:37.09 (37.81) [1:17.91]
15. DURET Ava		2009	FRA	THANN OLYMPIC N	10:48.34	811 pts	
50 m :	35.84 (35.84)	100 m :	1:15.07 (39.23) [1:15.07]	150 m :	1:56.04 (40.97)	200 m :	2:37.37 (41.33) [1:22.30]
250 m :	3:19.11 (41.74)	300 m :	4:00.77 (41.66) [1:23.40]	350 m :	4:41.97 (41.20)	400 m :	5:23.64 (41.67) [1:22.87]
450 m :	6:06.15 (42.51)	500 m :	6:47.38 (41.23) [1:23.74]	550 m :	7:29.24 (41.86)	600 m :	8:10.38 (41.14) [1:23.00]
650 m :	8:51.61 (41.23)	700 m :	9:32.11 (40.50) [1:21.73]	750 m :	10:10.54 (38.43)	800 m :	10:48.34 (37.80) [1:16.23]

Résultats

(Suite) Série : 800 Nage Libre Dames - (Jeunes 1 & 2 : 11 - 12 ans)

[J3 : Lu 20/12/2021 - R6]

16. ALLAIN Clémence		2010	FRA	DINAN NATATION SAUVETAGE	10:49.45	808 pts
50 m :	35.59 (35.59)	100 m :	1:16.58 (40.99)	[1:16.58]	150 m :	1:56.15 (39.57)
250 m :	3:17.06 (40.15)	300 m :	3:59.00 (41.94)	[1:22.09]	350 m :	4:39.86 (40.86)
450 m :	6:03.92 (40.93)	500 m :	6:45.90 (41.98)	[1:22.91]	550 m :	7:26.43 (40.53)
650 m :	8:48.72 (40.19)	700 m :	9:30.55 (41.83)	[1:22.02]	750 m :	10:10.74 (40.19)
17. THOREZ Léna		2009	FRA	LILLE MÉTROPOLE NATATION	10:52.09	799 pts
50 m :	34.96 (34.96)	100 m :	1:14.22 (39.26)	[1:14.22]	150 m :	1:54.17 (39.95)
250 m :	3:16.00 (40.56)	300 m :	3:57.18 (41.18)	[1:21.74]	350 m :	4:38.53 (41.35)
450 m :	6:01.79 (41.21)	500 m :	6:43.99 (42.20)	[1:23.41]	550 m :	7:25.48 (41.49)
650 m :	8:48.58 (41.13)	700 m :	9:30.46 (41.88)	[1:23.01]	750 m :	10:10.91 (40.45)
800 m :					800 m :	10:52.09 (41.18)

Résultats

[Cotation FFN]

Séries : 4x100 Nage Libre Mixtes

[J3 : Lu 20/12/2021 - R6]

1.	MOUSSA Adam-Samy	55.62	2007	FRA	CNO ST-GERMAIN-EN-LAYE	3:57.20	1038 pts
	TATE John	57.55	2007	USA			
	AMESCUA Natalia	1:01.27	2008	USA			
	TOURNAY Sarah	1:02.76	2008	FRA			
2.	RENAULT Léandre	56.29	2007	FRA	SN VERSAILLES	3:58.42	1028 pts
	NOTTRELET--MARIE Paul-Victor	56.66	2007	FRA			
	BIZE Eva	1:03.86	2008	FRA			
	AZIZI Lilia	1:01.61	2009	FRA			
3.	TAHIR-ERRE Ilian	58.00	2007	FRA	CANET 66 NATATION	4:01.02	1007 pts
	SBRAGGIA Lisandru	57.93	2007	FRA			
	CLAUDIC Malaïka	1:03.63	2008	FRA			
	BARRANGER Clara	1:01.46	2008	FRA			
4.	FADDA SAUVAGEOT Roméo-César	55.47	2007	FRA	CN CHALON-SUR-SAONE	4:01.25	1005 pts
	HILTBRAND Léo	58.96	2007	FRA			
	HILTBRAND Léo	1:04.22	2010	FRA			
	HOAREAU Sarah	1:02.60	2008	FRA			
5.	GAUTHIER Jeanne-Lise	55.61	2007	FRA	NEPTUNE CLUB DE FRANCE	4:01.86	1000 pts
	BOUSSION Augustin	58.96	2007	FRA			
	BECKER Lola	1:03.88	2008	FRA			
	CHAPEL Annabelle	1:03.41	2008	FRA			
6.	MALFAIT Téo	58.72	2007	FRA	NAT VILLEFRANCHE EN BEAUJ...	4:04.04	983 pts
	DOMINGEON Romeo	1:00.57	2008	FRA			
	BESSARD Maeline	59.95	2008	FRA			
	BESSARD Melina	1:04.80	2009	FRA			
7.	MESROR Yannis	57.45	2007	FRA	DAUPHINS TOULOUSE OEC	4:04.66	978 pts
	RODRIGUEZ Noah	1:02.39	2008	FRA			
	ADOPO Eline	1:03.46	2008	FRA			
	PARENTEAU Maëlys	1:01.36	2008	FRA			
8.	CHMIELEWSKI Martin	59.03	2007	FRA	DUNKERQUE NATATION	4:04.85	977 pts
	MESMACQUE Rosalie	1:04.51	2010	FRA			
	CARBONNIER Zélie	1:03.24	2008	FRA			
	WALLET Noa	58.07	2007	FRA			
9.	LEFEVRE Bixente	58.70	2007	FRA	MONTPELLIER METROPOLE NAT...	4:04.95	976 pts
	VERILHAC Milo	1:02.89	2008	FRA			
	DEBLOCK Lola	1:02.33	2008	FRA			
	ROQUES Tamara	1:01.03	2008	FRA			
10.	TRéBOSC Samy	59.07	2007	FRA	ES MASSY NATATION	4:07.36	957 pts
	SALCZER Lilou	1:05.26	2008	FRA			
	STRADY Clementine	1:05.89	2010	FRA			
	BRAIZE Stann	57.14	2007	FRA			
11.	KHENOUNE Younes	1:00.92	2007	FRA	CN CÉVENNES ALÈS	4:07.72	954 pts
	BRUNET Victor	1:00.44	2008	FRA			
	RADOVICI Giulia	1:03.88	2008	FRA			
	SANDOVAL Noélie	1:02.48	2008	FRA			
12.	TAUMIHOU-GATIEN Vaihau	1:05.55	2008	FRA	I MUA NATATION	4:08.73	946 pts
	LEFAIT Mateo	58.25	2007	FRA			
	BOURNE Raiyani	1:07.78	2009	FRA			
	OOPA Teherearii	57.15	2008	FRA			
13.	HINFRAY Gaetan	1:00.82	2008	FRA	ANGERS NATATION	4:09.17	942 pts
	DELAIN Melissandre	1:05.48	2008	FRA			
	TRANEL Martin	59.63	2007	FRA			
	MALINGE Jade	1:03.24	2008	FRA			

Résultats

(Suite) Séries : 4x100 Nage Libre Mixtes

[J3 : Lu 20/12/2021 - R6]

14.	LOPEZ Thibaut	58.86	2007	FRA	ALLIANCE DIJON NATATION	4:11.45	925 pts
	KLIOUTCHKO Yael	1:02.00	2009	FRA			
	WUNSCHEL GELIN Romane	1:06.26	2009	FRA			
	LESEUR Emilie	1:04.33	2008	FRA			
15.	D'AGOSTINO Loris	59.09	2007	FRA	CN MARSEILLE	4:11.58	924 pts
	GARNONE Matthis	1:04.37	2008	FRA			
	GRANGEON Lucille	1:03.25	2008	FRA			
	LELIEVRE Lilou	1:04.87	2009	FRA			
16.	ROUAN Quentin	1:00.00	2008	FRA	GRENOBLE ALP'38	4:11.62	923 pts
	KAVANAGH Cillian	1:02.30	2008	FRA			
	CASSAR Manoli	1:04.58	2008	FRA			
	REBBOAH Zehava	1:04.74	2008	FRA			
17.	LAVITOLA Matteo	1:00.70	2008	FRA	CN ANTIBES	4:12.37	917 pts
	NENIN CARRASCO Kelly	1:07.21	2008	FRA			
	STRAZZABOSCO Quentin	59.24	2007	FRA			
	DARRIGADE Mila	1:05.22	2008	FRA			
18.	COURROT Kerian	1:01.08	2007	FRA	DOUARNENEZ NATATION	4:13.86	906 pts
	PLOQUIN KEROUREDAN Anna	1:05.32	2008	FRA			
	KERVAREC Gaele	1:07.31	2008	FRA			
	CASTREC Rémi	1:00.15	2007	FRA			
19.	REGA-PEZARD Byron	59.52	2008	FRA	OLYMPIC NICE NATATION	4:17.54	878 pts
	SAUVIGNON Sasha	1:02.85	2007	FRA			
	GENNARI Flavia	1:07.48	2009	FRA			
	JOBERT Camille	1:07.69	2008	FRA			
20.	LEE-BOUHOURS Florian	59.30	2007	FRA	AQUA VALLÉE-DE-CHEVREUSE	4:17.75	876 pts
	POHU Eloy	1:01.95	2008	FRA			
	SANANIKONE Emma	1:09.76	2010	FRA			
	FREMION Capucine-Latinka	1:06.74	2008	FRA			
21.	KIMBALA Maxence	1:02.75	2008	FRA	AQUA CLUB PONTAULT-ROISSY	4:20.39	857 pts
	LEPROVOST Nina	1:05.46	2008	FRA			
	GONGON Luc	1:05.51	2009	FRA			
	JARDON Louann	1:06.67	2008	FRA			
22.	CRISTOFINI Sauveur	1:01.61	2009	FRA	PAYS D'AIX NATATION	4:20.68	854 pts
	MULLER Romain	1:02.18	2008	FRA			
	NECHNICHE Batoul	1:10.18	2009	FRA			
	RUBERT Ophélie	1:06.71	2008	FRA			
23.	RENARD Jules	1:03.96	2008	FRA	GRAVELINES NATATION	4:23.21	836 pts
	DRYEPONDT Simon	1:02.40	2009	FRA			
	BULCKAEN Line	1:10.40	2009	FRA			
	FERE Anaëlle	1:06.45	2008	FRA			
24.	LE GRATIET Yannis	1:06.65	2008	FRA	C VIKINGS DE ROUEN	4:27.66	803 pts
	DELAMARE Romane	1:08.51	2009	FRA			
	DOLEY Basile	1:08.08	2009	FRA			
	JAQUEROD Lilou	1:04.42	2008	FRA			
25.	VILLESANGE Maxime	1:02.16	2008	FRA	SN MONTGERON	4:37.61	733 pts
	SANOH Mariam	1:19.54	2010	FRA			
	BETTIOUI Ferroudja	1:08.50	2010	FRA			
	PAVLOVIC Luka	1:07.41	2009	FRA			
---	MONTRouGE ÉlisA		2009	FRA	ST-DENIS RÉUNION	DNS dec	
	TSIA-KING-FUNG Sarah		2009	FRA			
	CAZAL Raphael		2007	FRA			
	TSIA-KING-FUNG Raphael		2007	FRA			
---	HOCQUETTE Lily-Jeanne		2008	FRA	ST-DENIS RÉUNION	DNS dec	
	BENHAMOU Léa		2008	FRA			
	PAUSE Alexandre		2008	FRA			
	THIRIOT Anthony		2008	FRA			



Championnats de France Jeunes

Rennes

18-22 décembre 2021

mardi 21 décembre 2021

50 papillon messieurs

200 brasse dames

50 brasse messieurs

100 nage libre dames

400 4 nages messieurs

200 4 nages dames

200 nage libre messieurs



mardi 21 décembre 2021

Manches N°2

50 papillon messieurs

200 brasse dames

50 brasse messieurs

100 nage libre dames

400 4 nages messieurs

200 4 nages dames

200 nage libre messieurs

4 x 100 4 nages dames

4 x 100 4 nages messieurs



Jour 4

Résultats

[Cotation FFN]

Records du 50 Papillon Messieurs

Meilleures Performances Françaises 14 ans: **25.87 MAZELLIER** Nans (2004) FRA 21/12/2018 SAINT-DENIS
 Meilleures Performances Françaises 13 ans: **26.84 RAKOTONDRAMANGA** Eliot-Tahina (2002) FRA 12/12/2015 SARCELLES
 Meilleures Performances Françaises 12 ans: **28.72 OOPA** Teherearii (2008) FRA 19/12/2020 TOULOUSE

CUMUL : 50 Papillon Messieurs - (Jeunes 3 : 14 ans)

[J4 : Ma 21/12/2021 - R8]

1.	TAILLADE Clément	2007	FRA	NEPTUNE CLUB DE FRANCE	53.64
2.	BAUDOIN Odilon	2007	FRA	JN COMPIÈGNE	53.89
3.	DUFRAIGNE Mathieu	2007	FRA	PAYS D'AIX NATATION	53.97
4.	SCHLIENGER Lilian	2007	FRA	AMSL FRÉJUS	53.98
5.	MOUSSA Adam-Samy	2007	FRA	CNO ST-GERMAIN-EN-LAYE	54.62
6.	LAFOSSE Jules	2007	FRA	GIRONDINS BORDEAUX	54.77
7.	POTTIER Estin	2007	FRA	CN LE MANS	55.35
8.	AMADI Gaël	2007	FRA	AS VILLENEUVE-LÈS-AVIGNON	55.62
9.	BRAIZE Stann	2007	FRA	ES MASSY NATATION	55.69
10.	MEUBRY Simon	2007	FRA	CN BREST	55.83
11.	BRUN--FERREIRA Florentin	2007	FRA	AMIENS METROPOLE NAT.	55.91
12.	GAMBIN Teo	2007	FRA	CN LE PLESSIS-ROBINSON	55.96
13.	KINTZ Matthieu	2007	FRA	CNP DE SAINT-LO	56.24
14.	CHERRIER Charlie	2007	FRA	EN CAEN	56.29
15.	LOVIN Sébastien	2007	FRA	OLYMPIC NICE NATATION	56.37
16.	LEFAIT Mateo	2007	FRA	I MUA NATATION	56.52

Finale A : 50 Papillon Messieurs - (Jeunes 3 : 14 ans)

[J4 : Ma 21/12/2021 - R8]

1.	BAUDOIN Odilon	2007	FRA	JN COMPIÈGNE	26.65	1109 pts
2.	TAILLADE Clément	2007	FRA	NEPTUNE CLUB DE FRANCE	26.69	1107 pts
3.	DUFRAIGNE Mathieu	2007	FRA	PAYS D'AIX NATATION	26.85	1096 pts
4.	SCHLIENGER Lilian	2007	FRA	AMSL FRÉJUS	27.07	1082 pts
5.	MOUSSA Adam-Samy	2007	FRA	CNO ST-GERMAIN-EN-LAYE	27.24	1070 pts
6.	LAFOSSE Jules	2007	FRA	GIRONDINS BORDEAUX	27.25	1070 pts
7.	BRAIZE Stann	2007	FRA	ES MASSY NATATION	27.94	1025 pts
8.	BRUN--FERREIRA Florentin	2007	FRA	AMIENS METROPOLE NAT.	28.03	1020 pts

Finale B : 50 Papillon Messieurs - (Jeunes 3 : 14 ans)

[J4 : Ma 21/12/2021 - R8]

1.	POTTIER Estin	2007	FRA	CN LE MANS	27.36	1063 pts
2.	MEUBRY Simon	2007	FRA	CN BREST	27.59	1048 pts
3.	AMADI Gaël	2007	FRA	AS VILLENEUVE-LÈS-AVIGNON	27.60	1047 pts
4.	GAMBIN Teo	2007	FRA	CN LE PLESSIS-ROBINSON	27.83	1032 pts
5.	CHERRIER Charlie	2007	FRA	EN CAEN	28.05	1018 pts
6.	KINTZ Matthieu	2007	FRA	CNP DE SAINT-LO	28.11	1015 pts
7.	LOVIN Sébastien	2007	FRA	OLYMPIC NICE NATATION	28.23	1007 pts
8.	LEFAIT Mateo	2007	FRA	I MUA NATATION	28.37	998 pts

CUMUL : 50 Papillon Messieurs - (Jeunes 1 & 2 : 12 - 13 ans)

[J4 : Ma 21/12/2021 - R8]

1.	GHOUDANE Elias	2008	FRA	STADE BÉTHUNE PÉLICAN CLUB	54.84
2.	BARTHELEMY Jules	2008	FRA	ES THAON	54.89
3.	OOPA Teherearii	2008	FRA	I MUA NATATION	56.02
4.	GUILLEMOT Arthur	2008	FRA	CN AUCH	56.75
5.	BOURLET Thomas	2008	FRA	GIRONDINS BORDEAUX	57.08
6.	MOREL Yanis	2008	FRA	DAUPHINS OBERNAI	57.18
7.	REGA-PEZARD Byron	2008	FRA	OLYMPIC NICE NATATION	57.24
8.	DE VERA Max	2008	FRA	AC CHERBOURG EN COTENTIN	57.37

Résultats

(Suite) CUMUL : 50 Papillon Messieurs - (Jeunes 1 & 2 : 12 - 13 ans)

[J4 : Ma 21/12/2021 - R8]

9.	BOUVIER Alexandre	2008	FRA	CN CANNES	57.69
10.	CHAUVET Mathis	2008	FRA	AC HYÈRES	57.70
11.	ARRAUDEAU Martin	2008	FRA	ANCENIS COURSE NATATION	57.85
12.	THIRIOT Anthony	2008	FRA	ST-DENIS RÉUNION	58.07
13.	ROUSSEAU Paul	2008	FRA	AMIENS METROPOLE NAT.	58.24
14.	BERLENGUER Jules	2008	FRA	AMIENS METROPOLE NAT.	58.77
15.	POIRAT Sacha	2008	FRA	CN LA CIOTAT	58.79
16.	LAVITOLA Matteo	2008	FRA	CN ANTIBES	58.95

Finale A : 50 Papillon Messieurs - (Jeunes 1 & 2 : 12 - 13 ans)

[J4 : Ma 21/12/2021 - R8]

1.	GHOUDANE Elias	2008	FRA	STADE BÉTHUNE PÉLICAN CLUB	27.36	1063 pts
2.	BARTHELEMY Jules	2008	FRA	ES THAON	27.52	1052 pts
3.	OOPA Teherearii	2008	FRA	I MUA NATATION	27.88	1029 pts
4.	GUILLEMOT Arthur	2008	FRA	CN AUCH	28.43	994 pts
5.	MOREL Yanis	2008	FRA	DAUPHINS OBERNAI	28.49	991 pts
6.	REGA-PEZARD Byron	2008	FRA	OLYMPIC NICE NATATION	28.50	990 pts
7.	DE VERA Max	2008	FRA	AC CHERBOURG EN COTENTIN	28.78	973 pts
8.	BOUVIER Alexandre	2008	FRA	CN CANNES	28.93	963 pts

Finale B : 50 Papillon Messieurs - (Jeunes 1 & 2 : 12 - 13 ans)

[J4 : Ma 21/12/2021 - R8]

1.	BOURLET Thomas	2008	FRA	GIRONDINS BORDEAUX	28.26	1005 pts
2.	ARRAUDEAU Martin	2008	FRA	ANCENIS COURSE NATATION	28.83	969 pts
2.	CHAUVET Mathis	2008	FRA	AC HYÈRES	28.83	969 pts
4.	THIRIOT Anthony	2008	FRA	ST-DENIS RÉUNION	28.89	966 pts
5.	ROUSSEAU Paul	2008	FRA	AMIENS METROPOLE NAT.	29.16	949 pts
6.	BERLENGUER Jules	2008	FRA	AMIENS METROPOLE NAT.	29.23	945 pts
7.	POIRAT Sacha	2008	FRA	CN LA CIOTAT	29.27	942 pts
8.	LAVITOLA Matteo	2008	FRA	CN ANTIBES	29.44	932 pts

Séries : 50 Papillon Messieurs - (Jeunes 3 : 14 ans)

[J4 : Ma 21/12/2021 - R7]

QFA	1.	SCHLIENGER Lilian	2007	FRA	AMSL FRÉJUS	26.91	1092 pts
QFA	2.	TAILLADE Clément	2007	FRA	NEPTUNE CLUB DE FRANCE	26.95	1089 pts
QFA	3.	DUFRAIGNE Mathieu	2007	FRA	PAYS D'AIX NATATION	27.12	1078 pts
QFA	4.	BAUDOUIN Odilon	2007	FRA	JN COMPIÈGNE	27.24	1070 pts
QFA	5.	MOUSSA Adam-Samy	2007	FRA	CNO ST-GERMAIN-EN-LAYE	27.38	1061 pts
QFA	6.	LAFOSSE Jules	2007	FRA	GIRONDINS BORDEAUX	27.52	1052 pts
QFA	7.	BRAIZE Stann	2007	FRA	ES MASSY NATATION	27.75	1038 pts
QFA	8.	BRUN--FERREIRA Florentin	2007	FRA	AMIENS METROPOLE NAT.	27.88	1029 pts
QFB	9.	POTTIER Estin	2007	FRA	CN LE MANS	27.99	1022 pts
QFB	10.	AMADI Gaël	2007	FRA	AS VILLENEUVE-LÈS-AVIGNON	28.02	1020 pts
QFB	11.	BOURGOUIN Elijah	2007	FRA	ALLONNES JEUNESSE SPORTIVE	28.11	1015 pts
QFB	12.	GAMBIN Teo	2007	FRA	CN LE PLESSIS-ROBINSON	28.13	1013 pts
QFB	12.	KINTZ Matthieu	2007	FRA	CNP DE SAINT-LO	28.13	1013 pts
QFB	14.	LOVIN Sébastien	2007	FRA	OLYMPIC NICE NATATION	28.14	1013 pts
QFB	15.	LEFAIT Mateo	2007	FRA	I MUA NATATION	28.15	1012 pts
Bfb	16.	CHERRIER Charlie	2007	FRA	EN CAEN	28.24	1006 pts
Bfb	16.	MEUBRY Simon	2007	FRA	CN BREST	28.24	1006 pts
	18.	DUVAUCHELLE Hugo	2007	FRA	AMIENS METROPOLE NAT.	28.27	1004 pts
	19.	KOUADIO-LE REST Liam	2007	FRA	NEPTUNE CLUB DE FRANCE	28.34	1000 pts
Br	20.	FORLER Nathan	2007	FRA	NATATION HOCHFELDEN	28.35	999 pts
Br	20.	TRAN Adrien	2007	FRA	CERGY PONTOISE NATATION	28.35	999 pts

Résultats

(Suite) Séries : 50 Papillon Messieurs - (Jeunes 3 : 14 ans)

[J4 : Ma 21/12/2021 - R7]

	22.	STRAZZABOSCO Quentin	2007	FRA	CN ANTIBES	28.36	999 pts
Br	23.	CAZAL Raphael	2007	FRA	ST-DENIS RÉUNION	28.37	998 pts
Br	23.	PELAGATTI Marc-Aurel	2007	FRA	C.N DU FLORIVAL	28.37	998 pts
	25.	COURROT Kerian	2007	FRA	DOUARNENEZ NATATION	28.51	989 pts
	26.	TRABELSI Nour	2007	FRA	CNO ST-GERMAIN-EN-LAYE	28.52	989 pts
	27.	CHEVET Paul	2007	FRA	CN LE MANS	28.54	988 pts
	28.	SCHERER Maxime	2007	FRA	AMIENS METROPOLE NAT.	28.57	986 pts
Br	29.	BENSOLTANE Sammy	2007	FRA	CERGY PONTOISE NATATION	28.58	985 pts
Br	29.	DENNY-HALLER Noah	2007	FRA	ERSTEIN AQUATIC CLUB	28.58	985 pts
	31.	HAMON Gabriel	2007	FRA	PLOEMEUR NATATION	28.59	984 pts
	32.	DELPECH Alexis	2007	FRA	AC HYÈRES	28.61	983 pts
	33.	CONDETTE Amaury	2007	FRA	SN VERSAILLES	28.66	980 pts
	34.	BOUSSION Augustin	2007	FRA	NEPTUNE CLUB DE FRANCE	28.69	978 pts
	35.	TAN Lisandre	2007	FRA	A.O. TRAPPES NATATION	28.70	978 pts
	36.	SEVIN Ewan	2007	FRA	STADE OLYMPIQUE CHAMBÉRY	28.72	976 pts
	37.	BONNIN Florent	2007	FRA	ASPTT MONTPELLIER	28.83	969 pts
	38.	LE GOFF Maxence	2007	FRA	UNION QUIMPER NATATION	28.89	966 pts
	39.	TATE John	2007	USA	CNO ST-GERMAIN-EN-LAYE	28.93	963 pts
Br	40.	CAILLAUD Hadrien	2007	FRA	ASCPA PESSAC NATATION	28.96	961 pts
Br	40.	VERGNES Raphael	2007	FRA	ASPTT TOULOUSE	28.96	961 pts
	42.	SCHNEIDER Hector	2007	FRA	DAUPHINS OBERNAI	29.00	959 pts
	43.	MALERBAUD LEYRIS Esteban	2007	FRA	OLYMPIC NICE NATATION	29.07	955 pts
	44.	LEFEVRE Bixente	2007	FRA	MONTPELLIER METROPOLE NATATION	29.14	950 pts
	45.	MULLER Lucas	2007	FRA	CN ST-AVOLD	29.27	942 pts
	46.	LUIGI Jean	2007	FRA	G.F.C AJACCIO	29.62	921 pts
	47.	ABOUT Noham	2007	FRA	SC THIONVILLE	29.72	915 pts
	48.	RIGUIDEL Erwan	2007	FRA	CERGY PONTOISE NATATION	29.75	913 pts
	49.	CLEMENT Bastien	2007	FRA	S.M MONTROUGE	29.81	910 pts
	50.	TAHIR-ERRE Ilian	2007	FRA	CANET 66 NATATION	29.87	906 pts
	51.	PUECH Thibault	2007	FRA	CN POSSESSION	30.02	897 pts
	52.	DELEBASSEE Julien	2007	FRA	AMBERIEU NAT BUGEY COTIERE	30.16	889 pts
	53.	ARTUR Morgan	2007	FRA	PROVINS NATATION	30.41	874 pts
	54.	TRÉBOSC Sammy	2007	FRA	ES MASSY NATATION	30.94	843 pts
	55.	METAYER Marceau	2007	FRA	STADE LAVAL	32.32	765 pts
	---	PARKER Ethan	2007	FRA	RACING CLUB DE FRANCE	DNS	

Séries : 50 Papillon Messieurs - (Jeunes 1 & 2 : 12 - 13 ans)

[J4 : Ma 21/12/2021 - R7]

QFA	1.	BARTHELEMY Jules	2008	FRA	ES THAON	27.37	1062 pts
QFA	2.	GHOUDANE Elias	2008	FRA	STADE BÉTHUNE PÉLICAN CLUB	27.48	1055 pts
QFA	3.	OOPA Teherearii	2008	FRA	I MUA NATATION	28.14	1013 pts
QFA	4.	GUILLEMOT Arthur	2008	FRA	CN AUCH	28.32	1001 pts
QFA	5.	DE VERA Max	2008	FRA	AC CHERBOURG EN COTENTIN	28.59	984 pts
QFA	6.	MOREL Yanis	2008	FRA	DAUPHINS OBERNAI	28.69	978 pts
QFA	7.	REGA-PEZARD Byron	2008	FRA	OLYMPIC NICE NATATION	28.74	975 pts
QFA	8.	BOUVIER Alexandre	2008	FRA	CN CANNES	28.76	974 pts
QFB	9.	BOURLET Thomas	2008	FRA	GIRONDIS BORDEAUX	28.82	970 pts
QFB	10.	CHAUVET Mathis	2008	FRA	AC HYÈRES	28.87	967 pts
QFB	11.	ARRAUDEAU Martin	2008	FRA	ANCENIS COURSE NATATION	29.02	958 pts
QFB	12.	ROUSSEAU Paul	2008	FRA	AMIENS METROPOLE NAT.	29.08	954 pts
QFB	13.	THIRIOT Anthony	2008	FRA	ST-DENIS RÉUNION	29.18	948 pts
QFB	14.	LAVITOLA Matteo	2008	FRA	CN ANTIBES	29.51	928 pts
QFB	15.	POIRAT Sacha	2008	FRA	CN LA CIOTAT	29.52	927 pts

Résultats

(Suite) Séries : 50 Papillon Messieurs - (Jeunes 1 & 2 : 12 - 13 ans)

[J4 : Ma 21/12/2021 - R7]

QFB	16.	BERLENGUER Jules	2008	FRA	AMIENS METROPOLE NAT.	29.54	926 pts
	17.	ROUX Maël	2008	FRA	ALLIANCE NATATION BESANCON	29.59	923 pts
	18.	BUTTARELLI Claudio	2009	ITA	LILLE MÉTROPOLE NATATION	29.74	914 pts
	19.	BOISTOL Wilfrid	2008	FRA	FRANCOIS NATATION CLUB	29.75	913 pts
	20.	MIRONNEAU Paul	2008	FRA	CLUB DES NAGEURS DE PARIS	29.76	913 pts
	21.	COUTAREL Jean-Claude	2009	FRA	CERCLE AQUATIQUE PISCENOIS	29.94	902 pts
	22.	BORDIER Mahel	2008	FRA	A ASEC NATATION SAINT-PAUL REU	29.99	899 pts
	23.	KLIOUTCHKO Yael	2009	FRA	ALLIANCE DIJON NATATION	30.06	895 pts
	24.	ZOZIME Jean-Nael	2008	FRA	LONGVILLIERS CLUB	30.13	891 pts
	25.	FROMENT Owen	2008	FRA	JEANNE D'ARC DRANCY	30.31	880 pts
	26.	CRISTOFINI Sauveur	2009	FRA	PAYS D'AIX NATATION	30.48	870 pts
Br	27.	FAHRNER Sasha	2009	FRA	CO VERNUILLET	30.55	866 pts
Br	27.	FELICITE Alexis	2008	FRA	CERCLE NAGEURS ST-JOSEPH	30.55	866 pts
	29.	JAEGY Julien	2009	FRA	DAUPHINS DE ST-LOUIS	30.75	854 pts
	30.	MOREAU Nathan	2009	FRA	MONTPELLIER METROPOLE NATATION	30.93	844 pts
	31.	PERON Elyot	2009	FRA	AMBERIEU NAT BUGEY COTIERE	30.98	841 pts
	32.	GRAVIER Victor	2009	FRA	ASM CHAMALIERES NATATION	31.08	835 pts
	33.	CLÉMENT Constant	2009	FRA	ANDELLE NATATION	31.43	815 pts
	34.	TRICOIRE Lucas	2009	FRA	CN MARSEILLE	31.44	815 pts
	35.	GODEFROY Gaspard	2009	FRA	CNP DE SAINT-LO	31.46	813 pts
	36.	LABOUGLIE Francois	2009	FRA	SOISSONS NATATION SPORTIVE	31.48	812 pts
	37.	GONGON Luc	2009	FRA	AQUA CLUB PONTAULT-ROISSY	31.66	802 pts
	38.	ISSA Marwan	2009	FRA	ST-DENIS RÉUNION	31.67	802 pts
	39.	DE VIVIE Yoann	2009	FRA	DAUPHINS TOULOUSE OEC	31.68	801 pts
	40.	CASSARO Alessio-Mattéo	2008	FRA	CN SARREGUEMINES	31.70	800 pts
	41.	RAY Dimitri	2009	FRA	NAT VILLEFRANCHE EN BEAUJOLAIS	31.76	796 pts
	42.	LEVY Dan	2009	FRA	PAYS D'AIX NATATION	31.78	795 pts
	43.	MARTEL Axel	2009	FRA	LILLE MÉTROPOLE NATATION	31.82	793 pts
Br	44.	MAILLOT Valentin	2009	FRA	LES DAUPHINS ST-LOUIS	31.93	787 pts
Br	44.	RANGUIN Noam	2008	FRA	CERCLE NAGEURS ST-JOSEPH	31.93	787 pts
	46.	CORNU Dorian	2009	FRA	CN ANTIBES	32.00	783 pts
	47.	REYNAUD BANOS Liam	2008	FRA	DAUPHINS DE GUILHERAND GRANGES	32.02	782 pts
	48.	CRASSARD Gabriel	2008	FRA	AS MONACO NATATION	32.04	781 pts
	49.	MATEJKA Evan	2009	FRA	ASPTT LIMOGES	32.11	777 pts
	50.	LECLERCQ Romain	2009	FRA	CN LUNEL	32.23	770 pts
	51.	SERTTAS Noyan	2009	FRA	SN MONTGERON	32.51	755 pts
Br	52.	ABDERRAZAK Dhiyaeddine	2009	FRA	JN COMPIÈGNE	32.82	738 pts
Br	52.	KECK Guillaume	2009	FRA	ASPTT MONTPELLIER	32.82	738 pts
	54.	TRAN Augustin	2009	FRA	US VILLEJUIF NATATION	32.87	735 pts
	55.	DRYEPOND Simon	2009	FRA	GRAVELINES NATATION	32.99	729 pts
	56.	DEMEULENAERE Célian	2009	FRA	ANGLLET OLYMPIQUE	33.17	719 pts
	57.	ROSALIE Gabriel	2009	FRA	FRANCOIS NATATION CLUB	33.44	705 pts
	58.	VANDENBERGUE Ruben	2009	FRA	BERCK NATATION	34.21	665 pts
	59.	SROUJI William	2009	FRA	AQUACLUB LE PECQ MARLY	35.79	586 pts
	---	BARREAU-LE SOMMER Rémi	2008	FRA	AURAY NATATION	DNS	dec
	---	BENARBIA Nacim	2008	FRA	FOS NATATION	DNS	dec
	---	FERRERE Alexandre	2008	FRA	CERCLE NAGEURS ST-JOSEPH	DNS	dec

Résultats

[Cotation FFN]

Records du 200 Brasse Dames

Meilleures Performances Françaises 14 ans: **2:27.05** DELMAS Justine (2005) FRA 23/07/2019 BAKOU
 Meilleures Performances Françaises 13 ans: **2:31.23** DELMAS Justine (2005) FRA 25/05/2018 SAINT-RAPHAËL
 Meilleures Performances Françaises 12 ans: **2:43.87** BONNET Charlotte (1995) FRA 24/11/2007 AMIENS
 Meilleures Performances Françaises 11 ans: **2:52.81** LOMBARDO Chloé (2008) FRA 12/07/2019 TARBES

CUMUL : 200 Brasse Dames - (Jeunes 3 : 13 ans)

[J4 : Ma 21/12/2021 - R8]

1.	RIPOCHE Azelis	2008	FRA	ASPTT NANTES	5:30.79
2.	VELAY Jade	2008	FRA	CN CÉVENNES ALÈS	5:40.23
3.	LECHAT Adèle	2008	FRA	CN BEAUPREAU	5:41.57
4.	SALCZER Lilou	2008	FRA	ES MASSY NATATION	5:42.03
5.	FALLA Prisca	2008	FRA	AAS SARCELLES NATATION 95	5:42.60
6.	DEVANNE Emma	2008	FRA	SPN POITIERS	5:49.02
7.	MAILLIEZ Lily	2008	FRA	DAUPHINS TOULOUSE OEC	5:50.10
8.	LEPRETRE Charlène	2008	FRA	AS LA TESTE	5:50.73
9.	BERING Jade	2008	FRA	SCHOELCHER NATATION 2000	5:51.16
10.	PRIOLET Emma	2008	FRA	CN VIRY-CHÂTILLON	5:51.39
11.	RICHARD Alice	2008	FRA	OLIVET NATATION I'NOX	5:52.29
12.	DEBLOCK Lola	2008	FRA	MONTPELLIER METROPOLE NATATION	5:53.27
13.	CLEMENT Lilly	2008	FRA	A.S.M BELFORT NATATION	5:54.24
14.	PIETTE Theodora	2008	FRA	CN ANTIBES	5:56.54
15.	ZANIN Mary	2008	FRA	CA ST-LAURENT-NOUAN	5:57.54
16.	BALOUKJY Lilly-Jade	2008	FRA	MONTPELLIER METROPOLE NATATION	6:02.13

Finale A : 200 Brasse Dames - (Jeunes 3 : 13 ans)

[J4 : Ma 21/12/2021 - R8]

1.	RIPOCHE Azelis	2008	FRA	ASPTT NANTES	2:43.12	1097 pts	
50 m :	37.97 (37.97)	100 m :	1:21.02 (43.05) [1:21.02]	150 m :	2:02.12 (41.10)	200 m :	2:43.12 (41.00) [1:22.10]
2.	LECHAT Adèle	2008	FRA	CN BEAUPREAU	2:48.45	1036 pts	
50 m :	37.76 (37.76)	100 m :	1:21.01 (43.25) [1:21.01]	150 m :	2:05.28 (44.27)	200 m :	2:48.45 (43.17) [1:27.44]
3.	VELAY Jade	2008	FRA	CN CÉVENNES ALÈS	2:48.51	1035 pts	
50 m :	37.84 (37.84)	100 m :	1:21.45 (43.61) [1:21.45]	150 m :	2:04.53 (43.08)	200 m :	2:48.51 (43.98) [1:27.06]
4.	SALCZER Lilou	2008	FRA	ES MASSY NATATION	2:48.97	1030 pts	
50 m :	38.67 (38.67)	100 m :	1:21.55 (42.88) [1:21.55]	150 m :	2:04.86 (43.31)	200 m :	2:48.97 (44.11) [1:27.42]
5.	FALLA Prisca	2008	FRA	AAS SARCELLES NATATION 95	2:51.31	1004 pts	
50 m :	38.96 (38.96)	100 m :	1:22.15 (43.19) [1:22.15]	150 m :	2:05.97 (43.82)	200 m :	2:51.31 (45.34) [1:29.16]
6.	DEVANNE Emma	2008	FRA	SPN POITIERS	2:53.47	980 pts	
50 m :	39.66 (39.66)	100 m :	1:23.95 (44.29) [1:23.95]	150 m :	2:08.71 (44.76)	200 m :	2:53.47 (44.76) [1:29.52]
7.	LEPRETRE Charlène	2008	FRA	AS LA TESTE	2:55.10	962 pts	
50 m :	39.36 (39.36)	100 m :	1:23.49 (44.13) [1:23.49]	150 m :	2:09.04 (45.55)	200 m :	2:55.10 (46.06) [1:31.61]
8.	PRIOLET Emma	2008	FRA	CN VIRY-CHÂTILLON	2:55.19	961 pts	
50 m :	39.72 (39.72)	100 m :	1:24.53 (44.81) [1:24.53]	150 m :	2:09.68 (45.15)	200 m :	2:55.19 (45.51) [1:30.66]

Finale B : 200 Brasse Dames - (Jeunes 3 : 13 ans)

[J4 : Ma 21/12/2021 - R8]

1.	MAILLIEZ Lily	2008	FRA	DAUPHINS TOULOUSE OEC	2:53.55	979 pts	
50 m :	39.35 (39.35)	100 m :	1:23.15 (43.80) [1:23.15]	150 m :	2:07.96 (44.81)	200 m :	2:53.55 (45.59) [1:30.40]
2.	BERING Jade	2008	FRA	SCHOELCHER NATATION 2000	2:54.29	971 pts	
50 m :	39.29 (39.29)	100 m :	1:23.19 (43.90) [1:23.19]	150 m :	2:08.21 (45.02)	200 m :	2:54.29 (46.08) [1:31.10]
3.	CLEMENT Lilly	2008	FRA	A.S.M BELFORT NATATION	2:54.92	964 pts	
50 m :	39.72 (39.72)	100 m :	1:24.07 (44.35) [1:24.07]	150 m :	2:09.58 (45.51)	200 m :	2:54.92 (45.34) [1:30.85]
4.	RICHARD Alice	2008	FRA	OLIVET NATATION I'NOX	2:55.43	958 pts	
50 m :	39.53 (39.53)	100 m :	1:24.43 (44.90) [1:24.43]	150 m :	2:09.97 (45.54)	200 m :	2:55.43 (45.46) [1:31.00]
5.	DEBLOCK Lola	2008	FRA	MONTPELLIER METROPOLE NATATION	2:55.64	956 pts	
50 m :	39.85 (39.85)	100 m :	1:23.99 (44.14) [1:23.99]	150 m :	2:09.66 (45.67)	200 m :	2:55.64 (45.98) [1:31.65]
6.	PIETTE Theodora	2008	FRA	CN ANTIBES	2:57.92	931 pts	
50 m :	39.98 (39.98)	100 m :	1:25.29 (45.31) [1:25.29]	150 m :	2:11.33 (46.04)	200 m :	2:57.92 (46.59) [1:32.63]
7.	ZANIN Mary	2008	FRA	CA ST-LAURENT-NOUAN	2:58.45	926 pts	
50 m :	40.04 (40.04)	100 m :	1:25.18 (45.14) [1:25.18]	150 m :	2:11.87 (46.69)	200 m :	2:58.45 (46.58) [1:33.27]
8.	BALOUKJY Lilly-Jade	2008	FRA	MONTPELLIER METROPOLE NATATION	3:03.03	878 pts	
50 m :	41.40 (41.40)	100 m :	1:28.22 (46.82) [1:28.22]	150 m :	2:15.46 (47.24)	200 m :	3:03.03 (47.57) [1:34.81]

Résultats

CUMUL : 200 Brasse Dames - (Jeunes 1 & 2 : 11 - 12 ans)

[J4 : Ma 21/12/2021 - R8]

1.	MONTROUGE Élisa	2009	FRA	ST-DENIS RÉUNION	5:36.21
2.	SAUZEAU Lilou	2009	FRA	SN VERSAILLES	5:47.30
3.	LARDIER-PUIGDOMENECH Agatha	2009	FRA	C PAUL-BERT RENNES	5:47.75
4.	BOGGIO Blandine	2009	FRA	CN CHALON-SUR-SAONE	5:58.08
5.	MOULIN LE LOUARN Sterenn	2009	FRA	AAJB ENTENTE BLOIS	5:59.02
6.	GENNARI Flavia	2009	FRA	OLYMPIC NICE NATATION	5:59.44
7.	CALMELS Charline	2009	FRA	AQUACLUB LE PECQ MARLY	5:59.46
8.	HOADLEY Kalina	2010	FRA	OLORON NATATION 64	6:00.32
9.	GHEZAL Emilie	2010	FRA	DAUPHINS TOULOUSE OEC	6:03.56
10.	CARLIER Melia	2009	FRA	CN COURRIÈRES	6:04.19
11.	TIMO Ragihei-Kura	2010	FRA	OLYMPIQUE DE PIRAE	6:07.02
12.	VIDEAU Déotille	2009	FRA	CN POLYNESIE	6:07.19
13.	LIMAM Yasmine	2010	FRA	C VIKINGS DE ROUEN	6:07.37
14.	LOPES Melody	2009	FRA	STADE FRANÇAIS O COURBEVOIE	6:08.05
15.	ALLAIN Clémence	2010	FRA	DINAN NATATION SAUVETAGE	6:08.34
16.	VERMEULEN Chloé	2009	FRA	US ST-EGRÈVE	6:09.18

Finale A : 200 Brasse Dames - (Jeunes 1 & 2 : 11 - 12 ans)

[J4 : Ma 21/12/2021 - R8]

1.	MONTROUGE Élisa	2009	FRA	ST-DENIS RÉUNION	2:47.52	1046 pts	
50 m :	37.68 (37.68)	100 m :	1:20.49 (42.81) [1:20.49]	150 m :	2:03.84 (43.35)	200 m :	2:47.52 (43.68) [1:27.03]
2.	LARDIER-PUIGDOMENECH Agatha	2009	FRA	C PAUL-BERT RENNES	2:52.92	986 pts	
50 m :	40.65 (40.65)	100 m :	1:25.04 (44.39) [1:25.04]	150 m :	2:08.88 (43.84)	200 m :	2:52.92 (44.04) [1:27.88]
3.	SAUZEAU Lilou	2009	FRA	SN VERSAILLES	2:53.12	984 pts	
50 m :	39.43 (39.43)	100 m :	1:23.85 (44.42) [1:23.85]	150 m :	2:09.20 (45.35)	200 m :	2:53.12 (43.92) [1:29.27]
4.	BOGGIO Blandine	2009	FRA	CN CHALON-SUR-SAONE	2:57.80	933 pts	
50 m :	40.68 (40.68)	100 m :	1:26.09 (45.41) [1:26.09]	150 m :	2:11.66 (45.57)	200 m :	2:57.80 (46.14) [1:31.71]
5.	GENNARI Flavia	2009	FRA	OLYMPIC NICE NATATION	2:58.45	926 pts	
50 m :	40.37 (40.37)	100 m :	1:26.45 (46.08) [1:26.45]	150 m :	2:12.47 (46.02)	200 m :	2:58.45 (45.98) [1:32.00]
6.	MOULIN LE LOUARN Sterenn	2009	FRA	AAJB ENTENTE BLOIS	2:58.92	921 pts	
50 m :	40.77 (40.77)	100 m :	1:26.38 (45.61) [1:26.38]	150 m :	2:13.10 (46.72)	200 m :	2:58.92 (45.82) [1:32.54]
7.	HOADLEY Kalina	2010	FRA	OLORON NATATION 64	2:59.32	917 pts	
50 m :	40.22 (40.22)	100 m :	1:25.32 (45.10) [1:25.32]	150 m :	2:12.37 (47.05)	200 m :	2:59.32 (46.95) [1:34.00]
8.	CARLIER Melia	2009	FRA	CN COURRIÈRES	3:01.88	890 pts	
50 m :	41.55 (41.55)	100 m :	1:28.23 (46.68) [1:28.23]	150 m :	2:14.96 (46.73)	200 m :	3:01.88 (46.92) [1:33.65]

Finale B : 200 Brasse Dames - (Jeunes 1 & 2 : 11 - 12 ans)

[J4 : Ma 21/12/2021 - R8]

1.	CALMELS Charline	2009	FRA	AQUACLUB LE PECQ MARLY	2:56.40	948 pts	
50 m :	41.02 (41.02)	100 m :	1:26.11 (45.09) [1:26.11]	150 m :	2:11.98 (45.87)	200 m :	2:56.40 (44.42) [1:30.29]
2.	GHEZAL Emilie	2010	FRA	DAUPHINS TOULOUSE OEC	2:58.70	923 pts	
50 m :	40.59 (40.59)	100 m :	1:26.48 (45.89) [1:26.48]	150 m :	2:12.20 (45.72)	200 m :	2:58.70 (46.50) [1:32.22]
3.	LOPES Melody	2009	FRA	STADE FRANÇAIS O COURBEVOIE	3:02.96	878 pts	
50 m :	41.45 (41.45)	100 m :	1:27.83 (46.38) [1:27.83]	150 m :	2:15.48 (47.65)	200 m :	3:02.96 (47.48) [1:35.13]
4.	ALLAIN Clémence	2010	FRA	DINAN NATATION SAUVETAGE	3:03.06	877 pts	
50 m :	41.21 (41.21)	100 m :	1:28.21 (47.00) [1:28.21]	150 m :	2:16.01 (47.80)	200 m :	3:03.06 (47.05) [1:34.85]
5.	VERMEULEN Chloé	2009	FRA	US ST-EGRÈVE	3:03.22	876 pts	
50 m :	42.08 (42.08)	100 m :	1:29.16 (47.08) [1:29.16]	150 m :	2:16.62 (47.46)	200 m :	3:03.22 (46.60) [1:34.06]
6.	LIMAM Yasmine	2010	FRA	C VIKINGS DE ROUEN	3:03.24	875 pts	
50 m :	42.21 (42.21)	100 m :	1:28.08 (45.87) [1:28.08]	150 m :	2:15.68 (47.60)	200 m :	3:03.24 (47.56) [1:35.16]
7.	TIMO Ragihei-Kura	2010	FRA	OLYMPIQUE DE PIRAE	3:03.96	868 pts	
50 m :	41.44 (41.44)	100 m :	1:27.93 (46.49) [1:27.93]	150 m :	2:15.72 (47.79)	200 m :	3:03.96 (48.24) [1:36.03]
8.	VIDEAU Déotille	2009	FRA	CN POLYNESIE	3:04.68	861 pts	
50 m :	42.07 (42.07)	100 m :	1:28.55 (46.48) [1:28.55]	150 m :	2:16.72 (48.17)	200 m :	3:04.68 (47.96) [1:36.13]

Séries : 200 Brasse Dames - (Jeunes 3 : 13 ans)

[J4 : Ma 21/12/2021 - R7]

QFA	1.	RIPOCHE Azelis	2008	FRA	ASPTT NANTES	2:47.67	1044 pts
50 m :	38.95 (38.95)	100 m :	1:22.92 (43.97) [1:22.92]	150 m :	2:05.22 (42.30)	200 m :	2:47.67 (42.45) [1:24.75]

Résultats

(Suite) Séries : 200 Brasse Dames - (Jeunes 3 : 13 ans)

[J4 : Ma 21/12/2021 - R7]

QFA	2.	FALLA Prisca	2008	FRA	AAS SARCELLES NATATION 95	2:51.29	1004 pts	
	50 m :	38.93 (38.93)	100 m :	1:22.79 (43.86) [1:22.79]	150 m :	2:06.95 (44.16)	200 m :	2:51.29 (44.34) [1:28.50]
QFA	3.	VELAY Jade	2008	FRA	CN CÉVENNES ALÈS	2:51.72	999 pts	
	50 m :	38.01 (38.01)	100 m :	1:20.99 (42.98) [1:20.99]	150 m :	2:06.01 (45.02)	200 m :	2:51.72 (45.71) [1:30.73]
QFA	4.	SALCZER Lilou	2008	FRA	ES MASSY NATATION	2:53.06	984 pts	
	50 m :	38.59 (38.59)	100 m :	1:22.47 (43.88) [1:22.47]	150 m :	2:07.62 (45.15)	200 m :	2:53.06 (45.44) [1:30.59]
QFA	5.	LECHAT Adèle	2008	FRA	CN BEAUPREAU	2:53.12	984 pts	
	50 m :	38.42 (38.42)	100 m :	1:22.39 (43.97) [1:22.39]	150 m :	2:08.90 (46.51)	200 m :	2:53.12 (44.22) [1:30.73]
QFA	6.	DEVANNE Emma	2008	FRA	SPN POITIERS	2:55.55	957 pts	
	50 m :	40.25 (40.25)	100 m :	1:24.73 (44.48) [1:24.73]	150 m :	2:10.23 (45.50)	200 m :	2:55.55 (45.32) [1:30.82]
QFA	7.	LEPRETRE Charlène	2008	FRA	AS LA TESTE	2:55.63	956 pts	
	50 m :	40.41 (40.41)	100 m :	1:25.42 (45.01) [1:25.42]	150 m :	2:11.13 (45.71)	200 m :	2:55.63 (44.50) [1:30.21]
QFA	8.	PRIOLET Emma	2008	FRA	CN VIRY-CHÂTILLON	2:56.20	950 pts	
	50 m :	41.07 (41.07)	100 m :	1:26.12 (45.05) [1:26.12]	150 m :	2:11.67 (45.55)	200 m :	2:56.20 (44.53) [1:30.08]
QFB	9.	MAILLIEZ Lily	2008	FRA	DAUPHINS TOULOUSE OEC	2:56.55	946 pts	
	50 m :	38.33 (38.33)	100 m :	1:22.13 (43.80) [1:22.13]	150 m :	2:09.33 (47.20)	200 m :	2:56.55 (47.22) [1:34.42]
QFB	10.	RICHARD Aïce	2008	FRA	OLIVET NATATION I'NOX	2:56.86	943 pts	
	50 m :	40.14 (40.14)	100 m :	1:25.42 (45.28) [1:25.42]	150 m :	2:10.94 (45.52)	200 m :	2:56.86 (45.92) [1:31.44]
QFB	11.	BERING Jade	2008	FRA	SCHOELCHER NATATION 2000	2:56.87	943 pts	
	50 m :	39.90 (39.90)	100 m :	1:23.90 (44.00) [1:23.90]	150 m :	2:10.72 (46.82)	200 m :	2:56.87 (46.15) [1:32.97]
QFB	12.	DEBLOCK Lola	2008	FRA	MONTPELLIER METROPOLE NATATION	2:57.63	935 pts	
	50 m :	39.11 (39.11)	100 m :	1:23.91 (44.80) [1:23.91]	150 m :	2:10.47 (46.56)	200 m :	2:57.63 (47.16) [1:33.72]
QFB	13.	PIETTE Theodora	2008	FRA	CN ANTIBES	2:58.62	924 pts	
	50 m :	40.02 (40.02)	100 m :	1:25.54 (45.52) [1:25.54]	150 m :	2:11.92 (46.38)	200 m :	2:58.62 (46.70) [1:33.08]
QFB	14.	ZANIN Mary	2008	FRA	CA ST-LAURENT-NOUAN	2:59.09	919 pts	
	50 m :	40.52 (40.52)	100 m :	1:26.32 (45.80) [1:26.32]	150 m :	2:13.10 (46.78)	200 m :	2:59.09 (45.99) [1:32.77]
QFB	15.	BALOUKJY Lilly-Jade	2008	FRA	MONTPELLIER METROPOLE NATATION	2:59.10	919 pts	
	50 m :	39.71 (39.71)	100 m :	1:26.09 (46.38) [1:26.09]	150 m :	2:12.56 (46.47)	200 m :	2:59.10 (46.54) [1:33.01]
QFB	16.	CLEMENT Lilly	2008	FRA	A.S.M BELFORT NATATION	2:59.32	917 pts	
	50 m :	40.70 (40.70)	100 m :	1:25.69 (44.99) [1:25.69]	150 m :	2:12.90 (47.21)	200 m :	2:59.32 (46.42) [1:33.63]
	17.	SANGARIA Sarah	2008	FRA	AQUATIC CLUB BOURGES	2:59.44	915 pts	
	50 m :	40.72 (40.72)	100 m :	1:26.62 (45.90) [1:26.62]	150 m :	2:13.42 (46.80)	200 m :	2:59.44 (46.02) [1:32.82]
	18.	DIMITRI Lise	2008	FRA	CSN GUYANCOURT	3:00.16	908 pts	
	50 m :	40.97 (40.97)	100 m :	1:26.53 (45.56) [1:26.53]	150 m :	2:13.96 (47.43)	200 m :	3:00.16 (46.20) [1:33.63]
	19.	BELHACHEMI Manare	2008	FRA	US VAIRES	3:00.47	904 pts	
	50 m :	40.61 (40.61)	100 m :	1:27.34 (46.73) [1:27.34]	150 m :	2:13.89 (46.55)	200 m :	3:00.47 (46.58) [1:33.13]
	20.	KERVAREC Gaëlle	2008	FRA	DOUARNENEZ NATATION	3:00.88	900 pts	
	50 m :	40.46 (40.46)	100 m :	1:27.93 (47.47) [1:27.93]	150 m :	2:14.77 (46.84)	200 m :	3:00.88 (46.11) [1:32.95]
	21.	AMUNDARAIN Martina	2008	ESP	A. URKIROLAK SJ DE LUZ-CIBOURE	3:01.34	895 pts	
	50 m :	41.09 (41.09)	100 m :	1:27.29 (46.20) [1:27.29]	150 m :	2:14.34 (47.05)	200 m :	3:01.34 (47.00) [1:34.05]
	22.	BOUBET Alycia	2008	FRA	ANNEMASSE NATATION	3:02.29	885 pts	
	50 m :	41.26 (41.26)	100 m :	1:28.59 (47.33) [1:28.59]	150 m :	2:15.72 (47.13)	200 m :	3:02.29 (46.57) [1:33.70]
	23.	BELKHELLADI Ines	2008	FRA	LES PHOENIX D'ANTONY	3:02.34	885 pts	
	50 m :	40.51 (40.51)	100 m :	1:26.79 (46.28) [1:26.79]	150 m :	2:14.44 (47.65)	200 m :	3:02.34 (47.90) [1:35.55]
	24.	ADOPO Eline	2008	FRA	DAUPHINS TOULOUSE OEC	3:02.57	882 pts	
	50 m :	39.87 (39.87)	100 m :	1:25.47 (45.60) [1:25.47]	150 m :	2:13.91 (48.44)	200 m :	3:02.57 (48.66) [1:37.10]
	25.	MANIN Cyrielle	2008	FRA	LONGVILLIERS CLUB	3:03.22	876 pts	
	50 m :	39.93 (39.93)	100 m :	1:25.78 (45.85) [1:25.78]	150 m :	2:14.91 (49.13)	200 m :	3:03.22 (48.31) [1:37.44]
	26.	PELÉ-VALERO Anaïs	2008	FRA	GIRONDINS BORDEAUX	3:03.73	870 pts	
	50 m :	41.25 (41.25)	100 m :	1:28.36 (47.11) [1:28.36]	150 m :	2:16.47 (48.11)	200 m :	3:03.73 (47.26) [1:35.37]
	27.	BENHAMOU Léa	2008	FRA	ST-DENIS RÉUNION	3:03.75	870 pts	
	50 m :	42.32 (42.32)	100 m :	1:29.88 (47.56) [1:29.88]	150 m :	2:16.61 (46.73)	200 m :	3:03.75 (47.14) [1:33.87]
	28.	SINAGRA Jade	2008	FRA	ES BLANQUEFORT	3:03.92	868 pts	
	50 m :	41.02 (41.02)	100 m :	1:28.26 (47.24) [1:28.26]	150 m :	2:15.97 (47.71)	200 m :	3:03.92 (47.95) [1:35.66]
Br	29.	JUPPIN Louise	2008	FRA	CHARLEVILLE-MÉZIÈRES NATATION	3:04.28	865 pts	
	50 m :	42.06 (42.06)	100 m :	1:29.82 (47.76) [1:29.82]	150 m :	2:17.21 (47.39)	200 m :	3:04.28 (47.07) [1:34.46]
Br	29.	POIROT Sidonie	2008	FRA	CN BRUNOY-ESSONNE	3:04.28	865 pts	
	50 m :	41.03 (41.03)	100 m :	1:26.99 (45.96) [1:26.99]	150 m :	2:15.53 (48.54)	200 m :	3:04.28 (48.75) [1:37.29]
	31.	BOUSSARD Florie	2008	FRA	AMIENS METROPOLE NAT.	3:05.90	848 pts	
	50 m :	41.08 (41.08)	100 m :	1:28.04 (46.96) [1:28.04]	150 m :	2:16.99 (48.95)	200 m :	3:05.90 (48.91) [1:37.86]
	32.	GUELOU Nolwenn	2008	FRA	SPN POITIERS	3:06.03	847 pts	
	50 m :	41.90 (41.90)	100 m :	1:28.77 (46.87) [1:28.77]	150 m :	2:16.48 (47.71)	200 m :	3:06.03 (49.55) [1:37.26]

Résultats

(Suite) Séries : 200 Brasse Dames - (Jeunes 3 : 13 ans)

[J4 : Ma 21/12/2021 - R7]

33.	RUBERT Ophélie	2008	FRA	PAYS D'AIX NATATION	3:06.50	842 pts	
50 m :	42.40 (42.40)	100 m :	1:30.09 (47.69) [1:30.09]	150 m :	2:19.04 (48.95)	200 m :	3:06.50 (47.46) [1:36.41]
34.	YANYANA Cigdem	2008	FRA	US VILLEJUIF NATATION	3:08.20	825 pts	
50 m :	41.71 (41.71)	100 m :	1:29.54 (47.83) [1:29.54]	150 m :	2:18.47 (48.93)	200 m :	3:08.20 (49.73) [1:38.66]
35.	SCHMITT Marie	2008	FRA	JEANNE D'ARC DRANCY	3:15.04	757 pts	
50 m :	40.70 (40.70)	100 m :	1:29.06 (48.36) [1:29.06]	150 m :	2:22.07 (53.01)	200 m :	3:15.04 (52.97) [1:45.98]
---	LOMBARDO Chloé	2008	FRA	NATATION HOCHFELDEN	DSQ		
---	NENIN CARRASCO Kelly	2008	FRA	CN ANTIBES	DNS dec		

Séries : 200 Brasse Dames - (Jeunes 1 & 2 : 11 - 12 ans)

[J4 : Ma 21/12/2021 - R7]

QFA	1.	MONTRouGE ÉLISA	2009	FRA	ST-DENIS RÉUNION	2:48.69	1033 pts
50 m :	38.19 (38.19)	100 m :	1:21.60 (43.41) [1:21.60]	150 m :	2:05.68 (44.08)	200 m :	2:48.69 (43.01) [1:27.09]
QFA	2.	SAUZEAU Lilou	2009	FRA	SN VERSAILLES	2:54.18	972 pts
50 m :	39.25 (39.25)	100 m :	1:23.99 (44.74) [1:23.99]	150 m :	2:09.49 (45.50)	200 m :	2:54.18 (44.69) [1:30.19]
QFA	3.	LARDIER-PUIGDOMENECH Agatha	2009	FRA	C PAUL-BERT RENNES	2:54.83	965 pts
50 m :	40.87 (40.87)	100 m :	1:25.15 (44.28) [1:25.15]	150 m :	2:10.55 (45.40)	200 m :	2:54.83 (44.28) [1:29.68]
QFA	4.	MOULIN LE LOUARN Sterenn	2009	FRA	AAJB ENTENTE BLOIS	3:00.10	908 pts
50 m :	39.27 (39.27)	100 m :	1:24.16 (44.89) [1:24.16]	150 m :	2:11.43 (47.27)	200 m :	3:00.10 (48.67) [1:35.94]
QFA	5.	BOGGIO Blandine	2009	FRA	CN CHALON-SUR-SAONE	3:00.28	906 pts
50 m :	40.96 (40.96)	100 m :	1:26.69 (45.73) [1:26.69]	150 m :	2:13.87 (47.18)	200 m :	3:00.28 (46.41) [1:33.59]
QFA	6.	GENNARI Flavia	2009	FRA	OLYMPIC NICE NATATION	3:00.99	899 pts
50 m :	40.80 (40.80)	100 m :	1:26.36 (45.56) [1:26.36]	150 m :	2:13.29 (46.93)	200 m :	3:00.99 (47.70) [1:34.63]
QFA	7.	HOADLEY Kalina	2010	FRA	OLORON NATATION 64	3:01.00	899 pts
50 m :	40.68 (40.68)	100 m :	1:26.27 (45.59) [1:26.27]	150 m :	2:14.03 (47.76)	200 m :	3:01.00 (46.97) [1:34.73]
QFA	8.	CARLIER Melia	2009	FRA	CN COURRIÈRES	3:02.31	885 pts
50 m :	42.08 (42.08)	100 m :	1:28.97 (46.89) [1:28.97]	150 m :	2:15.88 (46.91)	200 m :	3:02.31 (46.43) [1:33.34]
QFB	9.	VIDEAU Déotille	2009	FRA	CN POLYNESIE	3:02.51	883 pts
50 m :	41.13 (41.13)	100 m :	1:28.23 (47.10) [1:28.23]	150 m :	2:15.49 (47.26)	200 m :	3:02.51 (47.02) [1:34.28]
QFB	10.	CALMELS Charline	2009	FRA	AQUACLUB LE PECQ MARLY	3:03.06	877 pts
50 m :	40.23 (40.23)	100 m :	1:27.81 (47.58) [1:27.81]	150 m :	2:15.87 (48.06)	200 m :	3:03.06 (47.19) [1:35.25]
QFB	10.	TIMO Ragihei-Kura	2010	FRA	OLYMPIQUE DE PIRAE	3:03.06	877 pts
50 m :	41.99 (41.99)	100 m :	1:28.82 (46.83) [1:28.82]	150 m :	2:16.50 (47.68)	200 m :	3:03.06 (46.56) [1:34.24]
QFB	12.	LIMAM Yasmine	2010	FRA	C VIKINGS DE ROUEN	3:04.13	866 pts
50 m :	43.24 (43.24)	100 m :	1:30.43 (47.19) [1:30.43]	150 m :	2:17.58 (47.15)	200 m :	3:04.13 (46.55) [1:33.70]
QFB	13.	GHEZAL Emilie	2010	FRA	DAUPHINS TOULOUSE OEC	3:04.86	859 pts
50 m :	40.48 (40.48)	100 m :	1:26.54 (46.06) [1:26.54]	150 m :	2:15.05 (48.51)	200 m :	3:04.86 (49.81) [1:38.32]
QFB	14.	LOPES Melody	2009	FRA	STADE FRANÇAIS O COURBEVOIE	3:05.09	856 pts
50 m :	41.29 (41.29)	100 m :	1:28.98 (47.69) [1:28.98]	150 m :	2:17.67 (48.69)	200 m :	3:05.09 (47.42) [1:36.11]
QFB	15.	ALLAIN Clémence	2010	FRA	DINAN NATATION SAUVETAGE	3:05.28	854 pts
50 m :	41.17 (41.17)	100 m :	1:28.45 (47.28) [1:28.45]	150 m :	2:17.33 (48.88)	200 m :	3:05.28 (47.95) [1:36.83]
QFB	16.	VERMEULEN Chloé	2009	FRA	US ST-EGREVE	3:05.96	847 pts
50 m :	42.66 (42.66)	100 m :	1:30.34 (47.68) [1:30.34]	150 m :	2:18.61 (48.27)	200 m :	3:05.96 (47.35) [1:35.62]
	17.	PERRIN BAO Elisa	2009	FRA	CLUB DES NAGEURS DE PARIS	3:06.38	843 pts
50 m :	40.39 (40.39)	100 m :	1:27.35 (46.96) [1:27.35]	150 m :	2:16.61 (49.26)	200 m :	3:06.38 (49.77) [1:39.03]
Br	18.	OUERFELLI Nesrine	2009	FRA	STADE FRANÇAIS O COURBEVOIE	3:06.69	840 pts
50 m :	41.21 (41.21)	100 m :	1:28.98 (47.77) [1:28.98]	150 m :	2:17.38 (48.40)	200 m :	3:06.69 (49.31) [1:37.71]
Br	18.	RAZANATEFY Harena-Soa	2009	FRA	CN MELUN VAL DE SEINE	3:06.69	840 pts
50 m :	41.58 (41.58)	100 m :	1:29.90 (48.32) [1:29.90]	150 m :	2:18.80 (48.90)	200 m :	3:06.69 (47.89) [1:36.79]
	20.	DELSART Ambre	2010	FRA	ES MASSY NATATION	3:06.75	839 pts
50 m :	40.91 (40.91)	100 m :	1:30.41 (49.50) [1:30.41]	150 m :	2:19.17 (48.76)	200 m :	3:06.75 (47.58) [1:36.34]
	21.	KURZWEG Klervie	2009	FRA	CN POSSESSION	3:07.44	832 pts
50 m :	41.40 (41.40)	100 m :	1:29.67 (48.27) [1:29.67]	150 m :	2:20.01 (50.34)	200 m :	3:07.44 (47.43) [1:37.77]
	22.	PUCH Ilana	2010	FRA	GRENOBLE ALP'38	3:07.59	831 pts
50 m :	42.94 (42.94)	100 m :	1:30.67 (47.73) [1:30.67]	150 m :	2:19.73 (49.06)	200 m :	3:07.59 (47.86) [1:36.92]
	23.	RAYNAUD Méline	2009	FRA	CN CARCASSONNE	3:08.33	823 pts
50 m :	42.79 (42.79)	100 m :	1:30.22 (47.43) [1:30.22]	150 m :	2:19.35 (49.13)	200 m :	3:08.33 (48.98) [1:38.11]
	24.	BOULOUKBACHI Celia	2010	FRA	US VILLEJUIF NATATION	3:09.94	807 pts
50 m :	43.94 (43.94)	100 m :	1:33.18 (49.24) [1:33.18]	150 m :	2:21.76 (48.58)	200 m :	3:09.94 (48.18) [1:36.76]
	25.	HABER Laura	2009	FRA	US VILLEJUIF NATATION	3:10.02	806 pts
50 m :	42.57 (42.57)	100 m :	1:30.15 (47.58) [1:30.15]	150 m :	2:18.90 (48.75)	200 m :	3:10.02 (51.12) [1:39.87]

Résultats

(Suite) Séries : 200 Brasse Dames - (Jeunes 1 & 2 : 11 - 12 ans)

[J4 : Ma 21/12/2021 - R7]

26.	FROGER DEPRES Olivia	2010	FRA	PONT DE CLAIX N GUC WP	3:10.30	804 pts
50 m :	41.09 (41.09)	100 m :	1:30.01 (48.92)	[1:30.01]	150 m :	2:20.05 (50.04)
					200 m :	3:10.30 (50.25)
						[1:40.29]
27.	BULCKAEN Line	2009	FRA	GRAVELINES NATATION	3:10.70	800 pts
50 m :	42.68 (42.68)	100 m :	1:31.02 (48.34)	[1:31.02]	150 m :	2:21.58 (50.56)
					200 m :	3:10.70 (49.12)
						[1:39.68]
28.	GOILLON Ariane	2009	FRA	LYON NATATION METROPOLE	3:10.89	798 pts
50 m :	42.73 (42.73)	100 m :	1:31.73 (49.00)	[1:31.73]	150 m :	2:21.71 (49.98)
					200 m :	3:10.89 (49.18)
						[1:39.16]
29.	BOUILLENNE DUCHENNE Brunelle	2009	FRA	C.N DU FIUMORBU	3:10.94	797 pts
50 m :	43.99 (43.99)	100 m :	1:32.93 (48.94)	[1:32.93]	150 m :	2:22.99 (50.06)
					200 m :	3:10.94 (47.95)
						[1:38.01]
30.	LESBATS Chiara	2010	FRA	OLYMPIC NICE NATATION	3:11.18	795 pts
50 m :	42.27 (42.27)	100 m :	1:31.51 (49.24)	[1:31.51]	150 m :	2:21.04 (49.53)
					200 m :	3:11.18 (50.14)
						[1:39.67]
31.	REGNIER Naïs	2010	FRA	GRENOBLE ALP'38	3:11.57	791 pts
50 m :	42.59 (42.59)	100 m :	1:31.17 (48.58)	[1:31.17]	150 m :	2:21.55 (50.38)
					200 m :	3:11.57 (50.02)
						[1:40.40]
32.	SOURON Pauline	2009	FRA	AQUATIC CLUB FIDESIEN	3:12.90	778 pts
50 m :	44.58 (44.58)	100 m :	1:34.19 (49.61)	[1:34.19]	150 m :	2:26.01 (51.82)
					200 m :	3:12.90 (46.89)
						[1:38.71]
33.	PASCOUAT Berenice	2009	FRA	GRENOBLE ALP'38	3:13.68	770 pts
50 m :	42.55 (42.55)	100 m :	1:31.61 (49.06)	[1:31.61]	150 m :	2:22.73 (51.12)
					200 m :	3:13.68 (50.95)
						[1:42.07]
34.	TISSIER Maelie	2010	FRA	MONTCEAU ON	3:15.68	751 pts
50 m :	45.56 (45.56)	100 m :	1:35.60 (50.04)	[1:35.60]	150 m :	2:25.96 (50.36)
					200 m :	3:15.68 (49.72)
						[1:40.08]
35.	BOUGAULT Nell	2010	FRA	GIRONDINS BORDEAUX	3:17.09	738 pts
50 m :	44.54 (44.54)	100 m :	1:34.58 (50.04)	[1:34.58]	150 m :	2:24.89 (50.31)
					200 m :	3:17.09 (52.20)
						[1:42.51]
36.	CHAMAILLARD Fleur	2010	FRA	AQUATIC CLUB BOURGES	3:17.42	734 pts
50 m :	45.15 (45.15)	100 m :	1:36.24 (51.09)	[1:36.24]	150 m :	2:26.57 (50.33)
					200 m :	3:17.42 (50.85)
						[1:41.18]
37.	ERUDEL Maeva	2010	FRA	ST-DENIS RÉUNION	3:17.61	733 pts
50 m :	44.04 (44.04)	100 m :	1:33.80 (49.76)	[1:33.80]	150 m :	2:25.46 (51.66)
					200 m :	3:17.61 (52.15)
						[1:43.81]
38.	TISSIER Teha	2010	FRA	CNO ST-GERMAIN-EN-LAYE	3:17.65	732 pts
50 m :	44.79 (44.79)	100 m :	1:35.62 (50.83)	[1:35.62]	150 m :	2:26.75 (51.13)
					200 m :	3:17.65 (50.90)
						[1:42.03]
39.	DE LAUNAY DE LAPERRIERE Leana	2010	FRA	LA JEANNE NATATION PORT	3:18.96	720 pts
50 m :	44.28 (44.28)	100 m :	1:36.05 (51.77)	[1:36.05]	150 m :	2:28.30 (52.25)
					200 m :	3:18.96 (50.66)
						[1:42.91]
40.	GREMONT Maude	2010	FRA	STADE ST-LAURENT-DU-VAR NAT	3:19.16	718 pts
50 m :	46.44 (46.44)	100 m :	1:38.07 (51.63)	[1:38.07]	150 m :	2:29.68 (51.61)
					200 m :	3:19.16 (49.48)
						[1:41.09]
41.	LEVEL Inès	2010	FRA	LA ROCHE-SUR-YON NATATION	3:19.65	713 pts
50 m :	45.51 (45.51)	100 m :	1:36.27 (50.76)	[1:36.27]	150 m :	2:28.11 (51.84)
					200 m :	3:19.65 (51.54)
						[1:43.38]
42.	MAMANE Ines	2010	FRA	AC MOLSHEIM MUTZIG	3:25.02	664 pts
50 m :	46.18 (46.18)	100 m :	1:38.45 (52.27)	[1:38.45]	150 m :	2:32.04 (53.59)
					200 m :	3:25.02 (52.98)
						[1:46.57]
---	MESMACQUE Rosalie	2010	FRA	DUNKERQUE NATATION	DNS	dec

Barrage Finales Barrage : 200 Brasse Dames

[J4 : Ma 21/12/2021 - R7]

Br	1.	OUERFELLI Nesrine	2009	FRA	STADE FRANÇAIS O COURBEVOIE	3:05.59	851 pts
50 m :		42.18 (42.18)	100 m :	1:29.41 (47.23)	[1:29.41]	150 m :	2:17.79 (48.38)
						200 m :	3:05.59 (47.80)
							[1:36.18]
Br	2.	RAZANATEFY Harena-Soa	2009	FRA	CN MELUN VAL DE SEINE	3:10.41	803 pts
50 m :		42.85 (42.85)	100 m :	1:32.07 (49.22)	[1:32.07]	150 m :	2:21.22 (49.15)
						200 m :	3:10.41 (49.19)
							[1:38.34]

Barrage Finales Barrage : 200 Brasse Dames

[J4 : Ma 21/12/2021 - R7]

QFB	1.	CALMELS Charline	2009	FRA	AQUACLUB LE PECQ MARLY	3:00.19	907 pts
50 m :		43.05 (43.05)	100 m :	1:30.10 (47.05)	[1:30.10]	150 m :	2:15.01 (44.91)
						200 m :	3:00.19 (45.18)
							[1:30.09]
QFB	2.	TIMO Ragihei-Kura	2010	FRA	OLYMPIQUE DE PIRAE	3:00.65	902 pts
50 m :		40.65 (40.65)	100 m :	1:27.10 (46.45)	[1:27.10]	150 m :	2:14.33 (47.23)
						200 m :	3:00.65 (46.32)
							[1:33.55]

Résultats

[Cotation FFN]

Records du 50 Brasse Messieurs

Meilleures Performances Françaises 14 ans: **29.87** FITZPATRICK Brendan (2003) FRA 08/12/2017 DUBAI

Meilleures Performances Françaises 13 ans: **31.55** LOUISE Matys (2006) FRA 21/12/2019 SAINT-DENIS

Meilleures Performances Françaises 12 ans: **32.87** LOUISE Matys (2006) FRA 21/12/2018 SAINT-DENIS

CUMUL : 50 Brasse Messieurs - (Jeunes 3 : 14 ans)

[J4 : Ma 21/12/2021 - R8]

1.	GIGANTE Tim	2007	FRA	CHASSIEU NATATION	1:01.68
2.	BOURGOUIN Elijah	2007	FRA	ALLONNES JEUNESSE SPORTIVE	1:02.38
3.	SCHLIENGER Lilian	2007	FRA	AMSL FRÉJUS	1:03.57
4.	SAILLET Corentin	2007	FRA	YERRES NATATION	1:04.71
5.	BRUNELLIÈRE Tim	2007	FRA	ST-SÉBASTIEN NATATION	1:04.98
6.	GARRE Antonin	2007	FRA	CN LE PLESSIS-ROBINSON	1:05.35
7.	BROS Nathan	2007	FRA	OLIVET NATATION I'NOX	1:05.40
8.	VIJVERBERG Louis	2007	FRA	TOULON VAR NATATION	1:05.50
9.	SAVARY Charly	2007	FRA	CNP DE SAINT-LO	1:05.73
10.	JOSEPHINE Alexandre	2007	FRA	FRANCOIS NATATION CLUB	1:05.96
11.	CAILLAUD Hadrien	2007	FRA	ASCPA PESSAC NATATION	1:06.37
12.	WALLET Noa	2007	FRA	DUNKERQUE NATATION	1:06.59
13.	CHARPIOT Tom	2007	FRA	ECN CHARTRES-DE-BRETAGNE	1:06.86
13.	TAN Lisandre	2007	FRA	A.O. TRAPPES NATATION	1:06.86
15.	CHERRIER Charlie	2007	FRA	EN CAEN	1:07.01
16.	CAPOGNA Benjamin	2007	FRA	TRIATHLON ROMANAIS PEAGEOIS	1:07.79

Finale A : 50 Brasse Messieurs - (Jeunes 3 : 14 ans)

[J4 : Ma 21/12/2021 - R8]

1.	GIGANTE Tim	2007	FRA	CHASSIEU NATATION	30.79	1104 pts
2.	BOURGOUIN Elijah	2007	FRA	ALLONNES JEUNESSE SPORTIVE	31.12	1087 pts
3.	SCHLIENGER Lilian	2007	FRA	AMSL FRÉJUS	31.85	1049 pts
4.	SAILLET Corentin	2007	FRA	YERRES NATATION	32.06	1038 pts
5.	BRUNELLIÈRE Tim	2007	FRA	ST-SÉBASTIEN NATATION	32.43	1020 pts
6.	GARRE Antonin	2007	FRA	CN LE PLESSIS-ROBINSON	32.68	1007 pts
7.	BROS Nathan	2007	FRA	OLIVET NATATION I'NOX	32.82	1000 pts
8.	VIJVERBERG Louis	2007	FRA	TOULON VAR NATATION	32.92	995 pts

Finale B : 50 Brasse Messieurs - (Jeunes 3 : 14 ans)

[J4 : Ma 21/12/2021 - R8]

1.	SAVARY Charly	2007	FRA	CNP DE SAINT-LO	32.91	996 pts
2.	JOSEPHINE Alexandre	2007	FRA	FRANCOIS NATATION CLUB	32.94	994 pts
3.	CAILLAUD Hadrien	2007	FRA	ASCPA PESSAC NATATION	33.19	982 pts
4.	WALLET Noa	2007	FRA	DUNKERQUE NATATION	33.46	969 pts
5.	CHARPIOT Tom	2007	FRA	ECN CHARTRES-DE-BRETAGNE	33.53	965 pts
6.	CHERRIER Charlie	2007	FRA	EN CAEN	33.76	954 pts
7.	TAN Lisandre	2007	FRA	A.O. TRAPPES NATATION	33.95	945 pts
8.	CAPOGNA Benjamin	2007	FRA	TRIATHLON ROMANAIS PEAGEOIS	34.57	915 pts

CUMUL : 50 Brasse Messieurs - (Jeunes 1 & 2 : 12 - 13 ans)

[J4 : Ma 21/12/2021 - R8]

1.	BARTHELEMY Jules	2008	FRA	ES THAON	1:06.22
2.	BAYLE Marius	2008	FRA	ASM CHAMALIERES NATATION	1:06.31
3.	BOROT Antoine	2008	FRA	CN COUTANCES	1:07.44
4.	DE VERA Max	2008	FRA	AC CHERBOURG EN COTENTIN	1:07.48
5.	LEPLANOIS Noah	2008	FRA	C PAUL-BERT RENNES	1:08.03
6.	EVEN Yael	2008	FRA	COUMAROU CLUB MARONI	1:08.47
7.	BRUSQUE Remi	2008	FRA	GRAND RODEZ NATATION	1:08.54
8.	GODEFROY Gaspard	2009	FRA	CNP DE SAINT-LO	1:08.96

Résultats

(Suite) CUMUL : 50 Brasse Messieurs - (Jeunes 1 & 2 : 12 - 13 ans)

[J4 : Ma 21/12/2021 - R8]

9.	PERRIER Théo	2008	FRA	AC VILLEPINTE	1:09.13
10.	HESSINI Sofiene	2008	FRA	ST-ETIENNE NATATION	1:09.31
11.	RESSEGUIER Timeo	2008	FRA	AQUA GRIMPE MILLAU GRANDS CAUS	1:09.62
12.	LAVITOLA Matteo	2008	FRA	CN ANTIBES	1:10.05
13.	POUPPEVILLE Elouan	2008	FRA	CNP DE SAINT-LO	1:10.29
14.	VALMONT-MALANDA Maelan	2008	FRA	MARSOUINS HÉROUVILLE	1:10.45
15.	DEFOIS-PERNOT Oscar	2008	FRA	CN CHALON-SUR-SAONE	1:10.53
16.	M'GOMRI Ilyan	2008	FRA	CN MARSEILLE	1:10.77

Finale A : 50 Brasse Messieurs - (Jeunes 1 & 2 : 12 - 13 ans)

[J4 : Ma 21/12/2021 - R8]

1.	BARTHELEMY Jules	2008	FRA	ES THAON	32.84	999 pts
2.	BAYLE Marius	2008	FRA	ASM CHAMALIERES NATATION	33.27	978 pts
3.	BOROT Antoine	2008	FRA	CN COUTANCES	33.51	966 pts
4.	DE VERA Max	2008	FRA	AC CHERBOURG EN COTENTIN	33.57	963 pts
5.	BRUSQUE Remi	2008	FRA	GRAND RODEZ NATATION	33.97	944 pts
6.	LEPLANOIS Noah	2008	FRA	C PAUL-BERT RENNES	34.12	937 pts
7.	EVEN Yael	2008	FRA	COUMAROU CLUB MARONI	34.24	931 pts
8.	PERRIER Théo	2008	FRA	AC VILLEPINTE	34.74	907 pts

Finale B : 50 Brasse Messieurs - (Jeunes 1 & 2 : 12 - 13 ans)

[J4 : Ma 21/12/2021 - R8]

1.	GODEFROY Gaspard	2009	FRA	CNP DE SAINT-LO	34.37	925 pts
2.	RESSEGUIER Timeo	2008	FRA	AQUA GRIMPE MILLAU GRANDS CAUS	34.58	915 pts
3.	HESSINI Sofiene	2008	FRA	ST-ETIENNE NATATION	34.63	912 pts
4.	LAVITOLA Matteo	2008	FRA	CN ANTIBES	34.93	898 pts
5.	POUPPEVILLE Elouan	2008	FRA	CNP DE SAINT-LO	35.14	888 pts
6.	VALMONT-MALANDA Maelan	2008	FRA	MARSOUINS HÉROUVILLE	35.30	881 pts
7.	DEFOIS-PERNOT Oscar	2008	FRA	CN CHALON-SUR-SAONE	35.46	873 pts
8.	M'GOMRI Ilyan	2008	FRA	CN MARSEILLE	36.13	842 pts

Séries : 50 Brasse Messieurs - (Jeunes 3 : 14 ans)

[J4 : Ma 21/12/2021 - R7]

QFA	1.	GIGANTE Tim	2007	FRA	CHASSIEU NATATION	30.89	1099 pts
QFA	2.	BOURGOUIN Elijah	2007	FRA	ALLONNES JEUNESSE SPORTIVE	31.26	1079 pts
QFA	3.	SCHLIENGER Lilian	2007	FRA	AMSL FRÉJUS	31.72	1056 pts
QFA	4.	BRUNELLIERE Tim	2007	FRA	ST-SÉBASTIEN NATATION	32.55	1014 pts
QFA	5.	BROS Nathan	2007	FRA	OLIVET NATATION I'NOX	32.58	1012 pts
QFA	5.	VIJVERBERG Louis	2007	FRA	TOULON VAR NATATION	32.58	1012 pts
QFA	7.	SAILLET Corentin	2007	FRA	YERRES NATATION	32.65	1009 pts
QFA	8.	GARRE Antonin	2007	FRA	CN LE PLESSIS-ROBINSON	32.67	1008 pts
QFB	9.	SAVARY Charly	2007	FRA	CNP DE SAINT-LO	32.82	1000 pts
QFB	10.	TAN Lisandre	2007	FRA	A.O. TRAPPES NATATION	32.91	996 pts
QFB	11.	JOSEPHINE Alexandre	2007	FRA	FRANCOIS NATATION CLUB	33.02	990 pts
QFB	12.	WALLET Noa	2007	FRA	DUNKERQUE NATATION	33.13	985 pts
QFB	13.	CAILLAUD Hadrien	2007	FRA	ASCPA PESSAC NATATION	33.18	982 pts
QFB	14.	CAPOGNA Benjamin	2007	FRA	TRIATHLON ROMANAIS PEAGEOIS	33.22	980 pts
QFB	15.	CHERRIER Charlie	2007	FRA	EN CAEN	33.25	979 pts
QFB	16.	CHARPIOT Tom	2007	FRA	ECN CHARTRES-DE-BRETAGNE	33.33	975 pts
	17.	OGIER Paul	2007	FRA	CN DOLE & REG	33.47	968 pts
	18.	CHALU-COYO Lilian	2007	FRA	CN LE PLESSIS-ROBINSON	33.54	965 pts
	19.	BRUN--FERREIRA Florentin	2007	FRA	AMIENS METROPOLE NAT.	33.55	964 pts
	20.	GERVAIS Valentin	2007	FRA	ASM CHAMALIERES NATATION	33.56	964 pts
	21.	VANDELOGT Sebastian	2007	BEL	NEPTUNE CLUB DE FRANCE	33.81	952 pts

Résultats

(Suite) Séries : 50 Brasse Messieurs - (Jeunes 3 : 14 ans)

[J4 : Ma 21/12/2021 - R7]

22.	TISSIER Noah	2007	FRA	CNO ST-GERMAIN-EN-LAYE	33.84	950 pts
23.	CADET Noa	2007	FRA	CN BELLEY BUGEY SUD	33.87	949 pts
24.	TRANEL Martin	2007	FRA	ANGERS NATATION	33.93	946 pts
25.	ROBILLARD Faustin	2007	FRA	ST-SÉBASTIEN NATATION	33.94	945 pts
26.	WAGNER Mathias	2007	FRA	SN METZ	34.00	942 pts
27.	PLANTE Marc-Antoine	2007	FRA	AQUATIC CLUB DE L'EST REUNION	34.04	940 pts
28.	LEE-BOUHOURS Florian	2007	FRA	AQUA VALLÉE-DE-CHEVREUSE	34.05	940 pts
29.	GALLANT Achille	2007	FRA	LA ROCHE-SUR-YON NATATION	34.10	938 pts
30.	MANOLE Maxim	2007	FRA	ES MASSY NATATION	34.19	933 pts
31.	HAOUAS Samy	2007	FRA	US IVRY-SUR-SEINE	34.24	931 pts
32.	SEVIN Ewan	2007	FRA	STADE OLYMPIQUE CHAMBÉRY	34.27	929 pts
33.	VILOHR Arthur	2007	FRA	SC THIONVILLE	34.48	919 pts
34.	TASSOUEV Zelem-Han	2007	FRA	CN LE MANS	34.72	908 pts
Br	35. HILTBRAND Léo	2007	FRA	CN CHALON-SUR-SAONE	34.76	906 pts
Br	35. METAYER Marceau	2007	FRA	STADE LAVAL	34.76	906 pts
Br	37. TRAN Adrien	2007	FRA	CERGY PONTOISE NATATION	34.77	906 pts
Br	37. VERGNES Raphael	2007	FRA	ASPTT TOULOUSE	34.77	906 pts
39.	CHOMETTE Edouard	2007	FRA	CN THONON-LES-BAINS	34.90	899 pts
40.	DAUDIES Clement	2007	FRA	CANET 66 NATATION	34.92	898 pts
41.	CLEMENT Bastien	2007	FRA	S.M MONTRouGE	34.94	898 pts
42.	BOUSSION Augustin	2007	FRA	NEPTUNE CLUB DE FRANCE	35.14	888 pts
43.	ECK Rafael	2007	FRA	CNS VALLAURIS	35.46	873 pts
44.	GOUSSEAU Quentin	2007	FRA	US JOIGNY	36.32	834 pts
45.	LANCIEN Fabian	2007	FRA	ALENÇON NC	36.76	814 pts
---	MOISE Loic	2007	FRA	CHASSIEU NATATION	DNS	dec

Séries : 50 Brasse Messieurs - (Jeunes 1 & 2 : 12 - 13 ans)

[J4 : Ma 21/12/2021 - R7]

QFA	1.	BAYLE Marius	2008	FRA	ASM CHAMALIERES NATATION	33.04	989 pts
QFA	2.	BARTHELEMY Jules	2008	FRA	ES THAON	33.38	973 pts
QFA	3.	DE VERA Max	2008	FRA	AC CHERBOURG EN COTENTIN	33.91	947 pts
QFA	3.	LEPLANOIS Noah	2008	FRA	C PAUL-BERT RENNES	33.91	947 pts
QFA	5.	BOROT Antoine	2008	FRA	CN COUTANCES	33.93	946 pts
QFA	6.	EVEN Yael	2008	FRA	COUMAROU CLUB MARONI	34.23	931 pts
QFA	7.	PERRIER Théo	2008	FRA	AC VILLEPINTE	34.39	924 pts
QFA	8.	BRUSQUE Remi	2008	FRA	GRAND RODEZ NATATION	34.57	915 pts
QFB	9.	GODEFROY Gaspard	2009	FRA	CNP DE SAINT-LO	34.59	914 pts
QFB	10.	M'GOMRI Ilyan	2008	FRA	CN MARSEILLE	34.64	912 pts
QFB	11.	HESSINI Sofiene	2008	FRA	ST-ETIENNE NATATION	34.68	910 pts
QFB	12.	RESSEGUIER Timeo	2008	FRA	AQUA GRIMPE MILLAU GRANDS CAUS	35.04	893 pts
QFB	13.	DEFOIS-PERNOT Oscar	2008	FRA	CN CHALON-SUR-SAONE	35.07	891 pts
QFB	14.	LAVITOLA Matteo	2008	FRA	CN ANTIBES	35.12	889 pts
QFB	15.	POUPPEVILLE Elouan	2008	FRA	CNP DE SAINT-LO	35.15	888 pts
QFB	15.	VALMONT-MALANDA Maelan	2008	FRA	MARSOUINS HÉROUVILLE	35.15	888 pts
Br	17.	NEURY Thomas	2008	FRA	NAUTIQUE ENTENTE CHÂLONS	35.18	886 pts
Br	17.	NKALA LIASHCHYNSKI Vadim	2009	FRA	CLUB DES NAGEURS DE PARIS	35.18	886 pts
	19.	BENHAMOU Yanis	2008	FRA	ST-DENIS RÉUNION	35.24	883 pts
	20.	KIMBALA Maxence	2008	FRA	AQUA CLUB PONTAULT-ROISSY	35.26	883 pts
	21.	LE BOURVELLEC Hugo	2008	FRA	A ASEC NATATION SAINT-PAUL REU	35.35	878 pts
	22.	MANUELLI Pierre-ange	2008	FRA	SN VERSAILLES	35.38	877 pts
	23.	PAUSE Alexandre	2008	FRA	ST-DENIS RÉUNION	35.46	873 pts
	24.	GUARNACCIA Sandro	2009	FRA	SC THIONVILLE	35.58	868 pts
	25.	WASSENHOVE Maxens	2008	FRA	CN ANTIBES	35.70	862 pts

Résultats

(Suite) Séries : 50 Brasse Messieurs - (Jeunes 1 & 2 : 12 - 13 ans)

[J4 : Ma 21/12/2021 - R7]

26.	DI CATERINA MARTINS Arthur	2008	FRA	CN CHALON-SUR-SAONE	35.93	851 pts
27.	SOUMAHORO Inza	2008	FRA	CN CHALON-SUR-SAONE	35.98	849 pts
28.	ROUSSEAU Paul	2008	FRA	AMIENS METROPOLE NAT.	36.03	847 pts
29.	BARRE Maxence	2008	FRA	DAUPHINS TOULOUSE OEC	36.30	835 pts
30.	TOULOTTE Gaëtan	2008	FRA	GRAVELINES NATATION	36.48	826 pts
31.	OULD KHELIFA Rafi	2009	FRA	CN MARSEILLE	36.53	824 pts
32.	TRIMAILLE Constant	2008	FRA	ENTENTE DELLE ETUEFFONT N 99	36.56	823 pts
33.	LAGROUH Adam	2008	FRA	SCA 2000 EVRY	36.61	821 pts
34.	LEVY Dan	2009	FRA	PAYS D'AIX NATATION	36.66	818 pts
35.	GAUTHIER Gabriel	2008	FRA	AC BOULOGNE-BILLANCOURT	36.72	816 pts
36.	PATRON Lucas	2008	FRA	NEPTUNE CLUB LORRAIN	36.92	807 pts
37.	BOBE Aaron	2009	FRA	CANET 66 NATATION	37.00	803 pts
38.	BOUSSAF Wael	2009	FRA	ASPTT CLERMONT-FERRAND	37.03	802 pts
39.	DENOUAL Nathan	2008	FRA	AS HERBLAY NATATION	37.13	797 pts
40.	CLÉMENT Constant	2009	FRA	ANDELLE NATATION	37.61	776 pts
41.	BRETT Evan	2009	GBR	AS MONACO NATATION	37.63	775 pts
42.	GARNONE Matthis	2008	FRA	CN MARSEILLE	37.68	773 pts
43.	BIZID Ilyes	2008	FRA	JEANNE D'ARC DRANCY	37.73	771 pts
44.	MURACCIOLI Anakko	2009	FRA	AS MONACO NATATION	37.82	767 pts
45.	KLIOUTCHKO Yael	2009	FRA	ALLIANCE DIJON NATATION	37.86	765 pts
46.	LECASBLE Nathanaël	2009	FRA	SC BERNAY NATATION	38.00	759 pts
47.	SCHVARTZ-ARNAUD Joey	2009	FRA	CARIB SWIN TEAM	38.20	750 pts
48.	SOURDOU Nicolas	2008	FRA	CSN GUYANCOURT	38.23	749 pts
49.	FRISON FRISCH Roman	2009	FRA	ASPTT TOULOUSE	38.36	744 pts
50.	DEMEULENAERE Célian	2009	FRA	ANGLLET OLYMPIQUE	38.40	742 pts
51.	BREDOUX Aaron	2009	FRA	ST-NAZAIRE ATLANTIQUE NATATION	38.67	730 pts
52.	PERON Elyot	2009	FRA	AMBERIEU NAT BUGEY COTIERE	38.85	723 pts
53.	COMBETTES Jules	2009	FRA	RACING CLUB DE FRANCE	39.00	716 pts
54.	VOSSION Anatole	2009	FRA	MACON NATATION	39.47	697 pts
55.	CHRISTIN-JENKINS Ronan	2009	FRA	A ASEC NATATION SAINT-PAUL REU	39.54	694 pts
56.	CUENIN VIVERGE Basile	2009	FRA	CN DOLE & REG	39.65	689 pts
---	IDMONT Mahé	2009	FRA	A ASEC NATATION SAINT-PAUL REU	DSQ	
---	DE VIVIE Yoann	2009	FRA	DAUPHINS TOULOUSE OEC	DNS	dec

Résultats

[Cotation FFN]

Records du 100 Nage Libre Dames

Meilleures Performances Françaises 14 ans: **56.95** BONNET Charlotte (1995) FRA 21/07/2009 TAMPERE
 Meilleures Performances Françaises 13 ans: **58.64** NECTOUX Marine (2004) FRA 16/12/2017 SAINT-RAPHAËL
 Meilleures Performances Françaises 12 ans: **1:01.23** THIBULT Clara (2009) FRA 21/12/2021 RENNES
 Meilleures Performances Françaises 11 ans: **1:04.04** HOAREAU Sarah (2010) FRA 21/12/2021 RENNES

CUMUL : 100 Nage Libre Dames - (Jeunes 3 : 13 ans)

[J4 : Ma 21/12/2021 - R8]

1.	CRIPPS Amélia	2008	FRA	SPN POITIERS	1:59.61
2.	CAMPERGUE Tilia	2008	FRA	DAUPHINS TOULOUSE OEC	2:00.75
3.	ROQUES Tamara	2008	FRA	MONTPELLIER METROPOLE NATATION	2:00.99
4.	LOURADOUR Anaïs	2008	FRA	DAUPHINS TOULOUSE OEC	2:01.03
5.	BESSARD Maeline	2008	FRA	NAT VILLEFRANCHE EN BEAUJOLAIS	2:01.39
6.	DESHAGETTE Chloé	2008	FRA	L'ESPADON CN FORT-DE-FRANCE	2:01.65
7.	SOLDERMANN Maeva	2008	FRA	DAUPHINS DE ST-LOUIS	2:02.51
8.	RAHAL Dina	2008	FRA	AMSL FRÉJUS	2:02.56
9.	RAY Lea	2008	FRA	CNS VALLAURIS	2:02.98
10.	BARRANGER Clara	2008	FRA	CANET 66 NATATION	2:03.35
11.	JOTHY Solene	2008	FRA	ASM CHAMALIERES NATATION	2:04.06
12.	DAISE Elsa	2008	FRA	ASPTT NANCY	2:04.22
13.	PIROTH Lucille	2008	FRA	DAUPHINS TOULOUSE OEC	2:04.42
14.	CHUPIN Lucia	2008	FRA	CN FONTAINEBLEAU-AVON	2:05.29
15.	GAUTHIER Jeanne-Lise	2008	FRA	CN CHALON-SUR-SAONE	2:05.70
16.	GRANGEON Lucille	2008	FRA	CN MARSEILLE	2:06.20

Finale A : 100 Nage Libre Dames - (Jeunes 3 : 13 ans)

[J4 : Ma 21/12/2021 - R8]

1.	CRIPPS Amélia	2008	FRA	SPN POITIERS	59.55	1125 pts
50 m :	29.29 (29.29)	100 m :	59.55 (30.26)	[59.55]		
2.	LOURADOUR Anaïs	2008	FRA	DAUPHINS TOULOUSE OEC	1:00.26	1100 pts
50 m :	29.01 (29.01)	100 m :	1:00.26 (31.25)	[1:00.26]		
3.	BESSARD Maeline	2008	FRA	NAT VILLEFRANCHE EN BEAUJOLAIS	1:00.37	1096 pts
50 m :	29.18 (29.18)	100 m :	1:00.37 (31.19)	[1:00.37]		
4.	CAMPERGUE Tilia	2008	FRA	DAUPHINS TOULOUSE OEC	1:00.53	1091 pts
50 m :	29.39 (29.39)	100 m :	1:00.53 (31.14)	[1:00.53]		
5.	ROQUES Tamara	2008	FRA	MONTPELLIER METROPOLE NATATION	1:00.59	1089 pts
50 m :	28.59 (28.59)	100 m :	1:00.59 (32.00)	[1:00.59]		
6.	DESHAGETTE Chloé	2008	FRA	L'ESPADON CN FORT-DE-FRANCE	1:00.92	1077 pts
50 m :	29.74 (29.74)	100 m :	1:00.92 (31.18)	[1:00.92]		
7.	RAHAL Dina	2008	FRA	AMSL FRÉJUS	1:01.59	1055 pts
50 m :	29.76 (29.76)	100 m :	1:01.59 (31.83)	[1:01.59]		
8.	RAY Lea	2008	FRA	CNS VALLAURIS	1:01.66	1052 pts
50 m :	29.86 (29.86)	100 m :	1:01.66 (31.80)	[1:01.66]		

Finale B : 100 Nage Libre Dames - (Jeunes 3 : 13 ans)

[J4 : Ma 21/12/2021 - R8]

1.	SOLDERMANN Maeva	2008	FRA	DAUPHINS DE ST-LOUIS	1:01.00	1075 pts
50 m :	29.51 (29.51)	100 m :	1:01.00 (31.49)	[1:01.00]		
2.	BARRANGER Clara	2008	FRA	CANET 66 NATATION	1:01.65	1053 pts
50 m :	29.50 (29.50)	100 m :	1:01.65 (32.15)	[1:01.65]		
3.	JOTHY Solene	2008	FRA	ASM CHAMALIERES NATATION	1:02.09	1038 pts
50 m :	29.73 (29.73)	100 m :	1:02.09 (32.36)	[1:02.09]		
4.	DAISE Elsa	2008	FRA	ASPTT NANCY	1:02.16	1035 pts
50 m :	30.55 (30.55)	100 m :	1:02.16 (31.61)	[1:02.16]		
5.	PIROTH Lucille	2008	FRA	DAUPHINS TOULOUSE OEC	1:02.21	1034 pts
50 m :	29.76 (29.76)	100 m :	1:02.21 (32.45)	[1:02.21]		
6.	CHUPIN Lucia	2008	FRA	CN FONTAINEBLEAU-AVON	1:02.40	1027 pts
50 m :	30.09 (30.09)	100 m :	1:02.40 (32.31)	[1:02.40]		
7.	GAUTHIER Jeanne-Lise	2008	FRA	CN CHALON-SUR-SAONE	1:02.85	1012 pts
50 m :	30.89 (30.89)	100 m :	1:02.85 (31.96)	[1:02.85]		
8.	GRANGEON Lucille	2008	FRA	CN MARSEILLE	1:03.23	1000 pts
50 m :	30.32 (30.32)	100 m :	1:03.23 (32.91)	[1:03.23]		



Résultats

CUMUL : 100 Nage Libre Dames - (Jeunes 1 & 2 : 11 - 12 ans)

[J4 : Ma 21/12/2021 - R8]

1.	THIBULT Clara	2009	FRA	ASPTT NANCY	2:02.76
2.	AZIZI Lilia	2009	FRA	SN VERSAILLES	2:05.88
3.	BONNARD Heimaruiti	2009	FRA	FENUA SAUVETAGE NATATION	2:07.36
4.	JAFFUEL Ella	2009	FRA	CNO ST-GERMAIN-EN-LAYE	2:07.58
5.	GAUTIER Alwena	2009	FRA	CERCLE DES NAGEURS ST-BRIEUC	2:08.71
6.	VINCESLAS Delphine	2009	FRA	L'ESPADON CN FORT-DE-FRANCE	2:08.75
7.	HOAREAU Sarah	2010	FRA	CN CHALON-SUR-SAONE	2:09.21
8.	LECHEVALIER Jeanne	2009	FRA	AMIENS METROPOLE NAT.	2:09.23
9.	CIRON VIDIL Lilou	2009	FRA	CN VIRY-CHÂTILLON	2:09.60
10.	BESSARD Melina	2009	FRA	NAT VILLEFRANCHE EN BEAUJOLAIS	2:09.73
11.	HENNEQUIN Juliette	2009	FRA	CN AVRANCHES	2:10.62
12.	SORHAINDO Mathilde	2009	FRA	FRANCOIS NATATION CLUB	2:10.75
13.	LATASTE Leane	2009	FRA	SA MÉRIGNAC	2:11.69
14.	BRUKARZ Chiara	2009	FRA	CN MENTON	2:11.74
15.	LECARPENTIER Lalie	2009	FRA	AC CHERBOURG EN COTENTIN	2:13.12
16.	CAZAL Julie	2009	FRA	AQUATIC CLUB DE L'EST REUNION	2:14.20

Finale A : 100 Nage Libre Dames - (Jeunes 1 & 2 : 11 - 12 ans)

[J4 : Ma 21/12/2021 - R8]

1.	THIBULT Clara	2009	FRA	ASPTT NANCY	1:01.53	1057 pts
50 m :	29.78 (29.78)	100 m :	1:01.53 (31.75)	[1:01.53]		
2.	AZIZI Lilia	2009	FRA	SN VERSAILLES	1:01.99	1041 pts
50 m :	30.08 (30.08)	100 m :	1:01.99 (31.91)	[1:01.99]		
3.	BONNARD Heimaruiti	2009	FRA	FENUA SAUVETAGE NATATION	1:03.33	997 pts
50 m :	30.82 (30.82)	100 m :	1:03.33 (32.51)	[1:03.33]		
4.	JAFFUEL Ella	2009	FRA	CNO ST-GERMAIN-EN-LAYE	1:03.66	986 pts
50 m :	30.40 (30.40)	100 m :	1:03.66 (33.26)	[1:03.66]		
5.	VINCESLAS Delphine	2009	FRA	L'ESPADON CN FORT-DE-FRANCE	1:03.80	981 pts
50 m :	29.80 (29.80)	100 m :	1:03.80 (34.00)	[1:03.80]		
6.	CIRON VIDIL Lilou	2009	FRA	CN VIRY-CHÂTILLON	1:04.57	956 pts
50 m :	30.60 (30.60)	100 m :	1:04.57 (33.97)	[1:04.57]		
7.	GAUTIER Alwena	2009	FRA	CERCLE DES NAGEURS ST-BRIEUC	1:04.69	952 pts
50 m :	30.43 (30.43)	100 m :	1:04.69 (34.26)	[1:04.69]		
8.	BESSARD Melina	2009	FRA	NAT VILLEFRANCHE EN BEAUJOLAIS	1:04.73	951 pts
50 m :	31.38 (31.38)	100 m :	1:04.73 (33.35)	[1:04.73]		

Finale B : 100 Nage Libre Dames - (Jeunes 1 & 2 : 11 - 12 ans)

[J4 : Ma 21/12/2021 - R8]

1.	LECHEVALIER Jeanne	2009	FRA	AMIENS METROPOLE NAT.	1:03.76	982 pts
50 m :	30.92 (30.92)	100 m :	1:03.76 (32.84)	[1:03.76]		
2.	HOAREAU Sarah	2010	FRA	CN CHALON-SUR-SAONE	1:04.04	973 pts
50 m :	30.69 (30.69)	100 m :	1:04.04 (33.35)	[1:04.04]		MPF11
3.	HENNEQUIN Juliette	2009	FRA	CN AVRANCHES	1:05.08	940 pts
50 m :	31.32 (31.32)	100 m :	1:05.08 (33.76)	[1:05.08]		
4.	SORHAINDO Mathilde	2009	FRA	FRANCOIS NATATION CLUB	1:05.15	938 pts
50 m :	32.25 (32.25)	100 m :	1:05.15 (32.90)	[1:05.15]		
5.	LATASTE Leane	2009	FRA	SA MÉRIGNAC	1:05.74	919 pts
50 m :	31.72 (31.72)	100 m :	1:05.74 (34.02)	[1:05.74]		
6.	BRUKARZ Chiara	2009	FRA	CN MENTON	1:05.85	915 pts
50 m :	31.64 (31.64)	100 m :	1:05.85 (34.21)	[1:05.85]		
7.	LECARPENTIER Lalie	2009	FRA	AC CHERBOURG EN COTENTIN	1:06.90	883 pts
50 m :	31.30 (31.30)	100 m :	1:06.90 (35.60)	[1:06.90]		
8.	CAZAL Julie	2009	FRA	AQUATIC CLUB DE L'EST REUNION	1:07.92	851 pts
50 m :	32.25 (32.25)	100 m :	1:07.92 (35.67)	[1:07.92]		

Séries : 100 Nage Libre Dames - (Jeunes 3 : 13 ans)

[J4 : Ma 21/12/2021 - R7]

QFA	1.	CRIPPS Amélia	2008	FRA	SPN POITIERS	1:00.06	1107 pts
50 m :		29.14 (29.14)	100 m :	1:00.06 (30.92)	[1:00.06]		



(Suite) Séries : 100 Nage Libre Dames - (Jeunes 3 : 13 ans)

[J4 : Ma 21/12/2021 - R7]

QFA	2.	CAMPERGUE Tilia	2008	FRA	DAUPHINS TOULOUSE OEC	1:00.22	1101 pts
	50 m :	29.20 (29.20)	100 m :	1:00.22 (31.02)	[1:00.22]		
QFA	3.	ROQUES Tamara	2008	FRA	MONTPELLIER METROPOLE NATATION	1:00.40	1095 pts
	50 m :	28.53 (28.53)	100 m :	1:00.40 (31.87)	[1:00.40]		
QFA	4.	DESHAGETTE Chloé	2008	FRA	L'ESPADON CN FORT-DE-FRANCE	1:00.73	1084 pts
	50 m :	29.69 (29.69)	100 m :	1:00.73 (31.04)	[1:00.73]		
QFA	5.	LOURADOUR Anaïs	2008	FRA	DAUPHINS TOULOUSE OEC	1:00.77	1082 pts
	50 m :	30.00 (30.00)	100 m :	1:00.77 (30.77)	[1:00.77]		
QFA	6.	RAHAL Dina	2008	FRA	AMSL FRÉJUS	1:00.97	1076 pts
	50 m :	28.73 (28.73)	100 m :	1:00.97 (32.24)	[1:00.97]		
QFA	7.	BESSARD Maeline	2008	FRA	NAT VILLEFRANCHE EN BEAUJOLAIS	1:01.02	1074 pts
	50 m :	29.12 (29.12)	100 m :	1:01.02 (31.90)	[1:01.02]		
QFA	8.	RAY Lea	2008	FRA	CNS VALLAURIS	1:01.32	1064 pts
	50 m :	29.39 (29.39)	100 m :	1:01.32 (31.93)	[1:01.32]		
QFB	9.	SOLDERMANN Maeva	2008	FRA	DAUPHINS DE ST-LOUIS	1:01.51	1057 pts
	50 m :	29.40 (29.40)	100 m :	1:01.51 (32.11)	[1:01.51]		
QFB	10.	BARRANGER Clara	2008	FRA	CANET 66 NATATION	1:01.70	1051 pts
	50 m :	29.52 (29.52)	100 m :	1:01.70 (32.18)	[1:01.70]		
QFB	11.	JOTHY Solene	2008	FRA	ASM CHAMALIERES NATATION	1:01.97	1042 pts
	50 m :	29.39 (29.39)	100 m :	1:01.97 (32.58)	[1:01.97]		
QFB	12.	DAISE Elsa	2008	FRA	ASPTT NANCY	1:02.06	1039 pts
	50 m :	30.05 (30.05)	100 m :	1:02.06 (32.01)	[1:02.06]		
QFB	13.	PARENTEAU Maëlys	2008	FRA	DAUPHINS TOULOUSE OEC	1:02.09	1038 pts
	50 m :	29.88 (29.88)	100 m :	1:02.09 (32.21)	[1:02.09]		
QFB	14.	PIROTH Lucille	2008	FRA	DAUPHINS TOULOUSE OEC	1:02.21	1034 pts
	50 m :	29.73 (29.73)	100 m :	1:02.21 (32.48)	[1:02.21]		
QFB	15.	GAUTHIER Jeanne-Lise	2008	FRA	CN CHALON-SUR-SAONE	1:02.85	1012 pts
	50 m :	30.64 (30.64)	100 m :	1:02.85 (32.21)	[1:02.85]		
QFB	16.	CHUPIN Lucia	2008	FRA	CN FONTAINEBLEAU-AVON	1:02.89	1011 pts
	50 m :	30.15 (30.15)	100 m :	1:02.89 (32.74)	[1:02.89]		
	17.	GRANGEON Lucille	2008	FRA	CN MARSEILLE	1:02.97	1008 pts
	50 m :	30.41 (30.41)	100 m :	1:02.97 (32.56)	[1:02.97]		
	18.	LOAËC Clémence	2008	FRA	CN BREST	1:03.04	1006 pts
	50 m :	30.36 (30.36)	100 m :	1:03.04 (32.68)	[1:03.04]		
	19.	JAQUEROD Lilou	2008	FRA	C VIKINGS DE ROUEN	1:03.05	1006 pts
	50 m :	31.35 (31.35)	100 m :	1:03.05 (31.70)	[1:03.05]		
	20.	DEBLOCK Lola	2008	FRA	MONTPELLIER METROPOLE NATATION	1:03.16	1002 pts
	50 m :	29.80 (29.80)	100 m :	1:03.16 (33.36)	[1:03.16]		
	21.	MANALLAH Ilyana	2008	FRA	GRENOBLE ALP'38	1:03.20	1001 pts
	50 m :	30.31 (30.31)	100 m :	1:03.20 (32.89)	[1:03.20]		
	22.	ARMATOL Garance	2008	FRA	MONTÉLIMAR NAUTIC CLUB	1:03.27	999 pts
	50 m :	30.43 (30.43)	100 m :	1:03.27 (32.84)	[1:03.27]		
	23.	BAKAYOKO Betty	2008	FRA	VAL D'ESSONNE MENNECY AQUA CLU	1:03.28	998 pts
	50 m :	30.17 (30.17)	100 m :	1:03.28 (33.11)	[1:03.28]		
	24.	BOHLER Alicia	2008	FRA	DAUPHINS OBERNAI	1:03.35	996 pts
	50 m :	29.85 (29.85)	100 m :	1:03.35 (33.50)	[1:03.35]		
	25.	DAOUST Lena	2008	FRA	ANDERNOS ESPADONS THALASSA	1:03.45	993 pts
	50 m :	30.66 (30.66)	100 m :	1:03.45 (32.79)	[1:03.45]		
	26.	VAN NOORT Lynn	2008	FRA	ETUDIANT CLUB ORLEANS NATATION	1:03.55	989 pts
	50 m :	31.06 (31.06)	100 m :	1:03.55 (32.49)	[1:03.55]		
	27.	RICHARD Soizic	2008	FRA	HAGUE NATATION	1:03.60	988 pts
	50 m :	30.35 (30.35)	100 m :	1:03.60 (33.25)	[1:03.60]		
	28.	CLAUDIC Malaïka	2008	FRA	CANET 66 NATATION	1:03.84	980 pts
	50 m :	30.25 (30.25)	100 m :	1:03.84 (33.59)	[1:03.84]		
	29.	BOUCHE DUDOUS Lilou	2008	FRA	CN FONTAINEBLEAU-AVON	1:03.94	977 pts
	50 m :	30.20 (30.20)	100 m :	1:03.94 (33.74)	[1:03.94]		
	30.	SERRA Carla	2008	FRA	CANET 66 NATATION	1:03.95	976 pts
	50 m :	30.47 (30.47)	100 m :	1:03.95 (33.48)	[1:03.95]		
	31.	REMY-DAUTRICOURT Apoline	2008	FRA	CN EPINAL	1:04.00	975 pts
	50 m :	30.98 (30.98)	100 m :	1:04.00 (33.02)	[1:04.00]		
	32.	AVENEL Margot	2008	FRA	DAUPHINS DE ST-LOUIS	1:04.01	974 pts
	50 m :	30.77 (30.77)	100 m :	1:04.01 (33.24)	[1:04.01]		



(Suite) Séries : 100 Nage Libre Dames - (Jeunes 3 : 13 ans)

[J4 : Ma 21/12/2021 - R7]

33.	BERNHARDT Léonie	2008	FRA	ERSTEIN AQUATIC CLUB	1:04.02	974 pts
50 m :	30.67 (30.67)	100 m :	1:04.02 (33.35)	[1:04.02]		
34.	DUPUPED Lou-Anne	2008	FRA	LYON NATATION METROPOLE	1:04.10	971 pts
50 m :	30.06 (30.06)	100 m :	1:04.10 (34.04)	[1:04.10]		
35.	RADOVICI Giulia	2008	FRA	CN CÉVENNES ALÈS	1:04.15	970 pts
50 m :	30.83 (30.83)	100 m :	1:04.15 (33.32)	[1:04.15]		
36.	THOMAS Saphir	2008	FRA	SCHOELCHER NATATION 2000	1:04.19	968 pts
50 m :	31.04 (31.04)	100 m :	1:04.19 (33.15)	[1:04.19]		
37.	CABIOCH Leonie	2008	FRA	CSN GUYANCOURT	1:04.28	966 pts
50 m :	30.44 (30.44)	100 m :	1:04.28 (33.84)	[1:04.28]		
38.	TROUVE Lyne	2008	FRA	CLUB DE NATATION DE SASSENAGE	1:04.37	963 pts
50 m :	30.92 (30.92)	100 m :	1:04.37 (33.45)	[1:04.37]		
39.	CALECKI Emma	2008	FRA	US VILLEJUIF NATATION	1:04.48	959 pts
50 m :	30.39 (30.39)	100 m :	1:04.48 (34.09)	[1:04.48]		
40.	TAUMIHAU-GATIEN Vaihau	2008	FRA	I MUA NATATION	1:04.73	951 pts
50 m :	31.23 (31.23)	100 m :	1:04.73 (33.50)	[1:04.73]		
41.	BECKER Lola	2008	FRA	NEPTUNE CLUB DE FRANCE	1:04.81	948 pts
50 m :	31.68 (31.68)	100 m :	1:04.81 (33.13)	[1:04.81]		
Br	42. CARBONNIER Zélie	2008	FRA	DUNKERQUE NATATION	1:04.89	946 pts
50 m :	30.94 (30.94)	100 m :	1:04.89 (33.95)	[1:04.89]		
Br	42. LEPROVOST Nina	2008	FRA	AQUA CLUB PONTAULT-ROISSY	1:04.89	946 pts
50 m :	30.12 (30.12)	100 m :	1:04.89 (34.77)	[1:04.89]		
44.	CHAPEL Annabelle	2008	FRA	NEPTUNE CLUB DE FRANCE	1:05.04	941 pts
50 m :	31.59 (31.59)	100 m :	1:05.04 (33.45)	[1:05.04]		
45.	DERET Louise	2008	FRA	NEPTUNE CLUB DE FRANCE	1:05.05	941 pts
50 m :	31.37 (31.37)	100 m :	1:05.05 (33.68)	[1:05.05]		
46.	BIZE Eva	2008	FRA	SN VERSAILLES	1:05.06	940 pts
50 m :	30.54 (30.54)	100 m :	1:05.06 (34.52)	[1:05.06]		
47.	VOSGHIE Maella	2008	FRA	DINARD OLYMPIQUE N	1:05.30	933 pts
50 m :	31.04 (31.04)	100 m :	1:05.30 (34.26)	[1:05.30]		
48.	CASSAR Manoli	2008	FRA	GRENOBLE ALP'38	1:05.32	932 pts
50 m :	31.20 (31.20)	100 m :	1:05.32 (34.12)	[1:05.32]		
49.	AMIR-TAHMASSEB-BERTHET Prune	2008	FRA	NOGENT NATATION 94	1:05.39	930 pts
50 m :	31.41 (31.41)	100 m :	1:05.39 (33.98)	[1:05.39]		
50.	PETILLON Constance	2008	FRA	ANGERS NATATION	1:05.46	928 pts
50 m :	31.44 (31.44)	100 m :	1:05.46 (34.02)	[1:05.46]		
Br	51. COURVOISIER Jenna	2008	FRA	RC BRON DÉCINES NATATION	1:05.61	923 pts
50 m :	31.36 (31.36)	100 m :	1:05.61 (34.25)	[1:05.61]		
Br	51. DARRIGADE Mila	2008	FRA	CN ANTIBES	1:05.61	923 pts
50 m :	31.57 (31.57)	100 m :	1:05.61 (34.04)	[1:05.61]		
53.	NAMDARIAN Shirin	2008	ITA	TEAM STRASBOURG SNS-ASPTT-PCS	1:05.81	917 pts
50 m :	31.31 (31.31)	100 m :	1:05.81 (34.50)	[1:05.81]		
54.	VERSCHUERE Capucine	2008	FRA	P.V GRANDVILLIERS NATATION	1:05.87	915 pts
50 m :	31.00 (31.00)	100 m :	1:05.87 (34.87)	[1:05.87]		
55.	KLINK Manon	2008	FRA	DAUPHINS DE ST-LOUIS	1:06.07	908 pts
50 m :	30.76 (30.76)	100 m :	1:06.07 (35.31)	[1:06.07]		
56.	JULIAN Philippine	2008	FRA	C PAUL-BERT RENNES	1:06.16	906 pts
50 m :	31.06 (31.06)	100 m :	1:06.16 (35.10)	[1:06.16]		
57.	MARQUE Lola	2008	FRA	CN NEUFCHÂTEAU	1:06.42	898 pts
50 m :	31.94 (31.94)	100 m :	1:06.42 (34.48)	[1:06.42]		
58.	BARTHE DE MONTMEJAN Alice	2008	FRA	DAUPHINS TOULOUSE OEC	1:06.43	897 pts
50 m :	32.04 (32.04)	100 m :	1:06.43 (34.39)	[1:06.43]		
59.	OUERRAT Thana	2008	FRA	CN EPINAL	1:06.47	896 pts
50 m :	31.34 (31.34)	100 m :	1:06.47 (35.13)	[1:06.47]		
60.	GRONDIN Julia-Maëly	2008	FRA	CLUB DES NAGEURS TAMPONNAIS	1:06.70	889 pts
50 m :	31.51 (31.51)	100 m :	1:06.70 (35.19)	[1:06.70]		
61.	FOURNIER DEWILDE Maud	2008	FRA	P.V GRANDVILLIERS NATATION	1:06.73	888 pts
50 m :	32.17 (32.17)	100 m :	1:06.73 (34.56)	[1:06.73]		
62.	FRAISSINET Ina-Moune	2008	FRA	SCHOELCHER NATATION 2000	1:06.74	888 pts
50 m :	31.60 (31.60)	100 m :	1:06.74 (35.14)	[1:06.74]		
63.	CAMI Zélie	2008	FRA	AMIENS METROPOLE NAT.	1:06.90	883 pts
50 m :	31.80 (31.80)	100 m :	1:06.90 (35.10)	[1:06.90]		

Résultats

(Suite) Séries : 100 Nage Libre Dames - (Jeunes 3 : 13 ans)

[J4 : Ma 21/12/2021 - R7]

64.	TARDY Clara	2008	FRA	CN NIORT	1:07.19	874 pts
50 m :	32.02 (32.02)	100 m :	1:07.19 (35.17)	[1:07.19]		
---	DANIAUD Nora	2008	FRA	DAUPHINS D'ANNECY	DSQ	
---	AMESCUA Natalia	2008	USA	CNO ST-GERMAIN-EN-LAYE	DNS dec	
---	RESSENCOURT Mia	2008	FRA	TARBES NAUTIC CLUB	DNS dec	

Séries : 100 Nage Libre Dames - (Jeunes 1 & 2 : 11 - 12 ans)

[J4 : Ma 21/12/2021 - R7]

QFA	1.	THIBULT Clara	2009	FRA	ASPTT NANCY	1:01.23	1067 pts	MPF12
50 m :	30.16 (30.16)	100 m :	1:01.23 (31.07)	[1:01.23]				
QFA	2.	AZIZI Lilia	2009	FRA	SN VERSAILLES	1:03.89	978 pts	
50 m :	30.67 (30.67)	100 m :	1:03.89 (33.22)	[1:03.89]				
QFA	3.	JAFFUEL Ella	2009	FRA	CNO ST-GERMAIN-EN-LAYE	1:03.92	977 pts	
50 m :	30.45 (30.45)	100 m :	1:03.92 (33.47)	[1:03.92]				
QFA	4.	GAUTIER Alwena	2009	FRA	CERCLE DES NAGEURS ST-BRIEUC	1:04.02	974 pts	
50 m :	30.98 (30.98)	100 m :	1:04.02 (33.04)	[1:04.02]				
QFA	5.	BONNARD Heimaruiti	2009	FRA	FENUA SAUVETAGE NATATION	1:04.03	974 pts	
50 m :	30.68 (30.68)	100 m :	1:04.03 (33.35)	[1:04.03]				
QFA	6.	VINCESLAS Delphine	2009	FRA	L'ESPADON CN FORT-DE-FRANCE	1:04.95	944 pts	
50 m :	30.58 (30.58)	100 m :	1:04.95 (34.37)	[1:04.95]				
QFA	7.	BESSARD Melina	2009	FRA	NAT VILLEFRANCHE EN BEAUJOLAIS	1:05.00	942 pts	
50 m :	31.37 (31.37)	100 m :	1:05.00 (33.63)	[1:05.00]				
QFA	8.	CIRON VIDIL Lilou	2009	FRA	CN VIRY-CHÂTILLON	1:05.03	941 pts	
50 m :	31.13 (31.13)	100 m :	1:05.03 (33.90)	[1:05.03]				
QFB	9.	HOAREAU Sarah	2010	FRA	CN CHALON-SUR-SAONE	1:05.17	937 pts	
50 m :	31.71 (31.71)	100 m :	1:05.17 (33.46)	[1:05.17]				
QFB	10.	LECHEVALIER Jeanne	2009	FRA	AMIENS METROPOLE NAT.	1:05.47	927 pts	
50 m :	31.34 (31.34)	100 m :	1:05.47 (34.13)	[1:05.47]				
QFB	11.	HENNEQUIN Juliette	2009	FRA	CN AVRANCHES	1:05.54	925 pts	
50 m :	31.77 (31.77)	100 m :	1:05.54 (33.77)	[1:05.54]				
QFB	12.	SORHAINDO Mathilde	2009	FRA	FRANCOIS NATATION CLUB	1:05.60	923 pts	
50 m :	32.24 (32.24)	100 m :	1:05.60 (33.36)	[1:05.60]				
QFB	13.	BRUKARZ Chiara	2009	FRA	CN MENTON	1:05.89	914 pts	
50 m :	31.30 (31.30)	100 m :	1:05.89 (34.59)	[1:05.89]				
QFB	14.	LATASTE Leane	2009	FRA	SA MÉRIGNAC	1:05.95	912 pts	
50 m :	32.34 (32.34)	100 m :	1:05.95 (33.61)	[1:05.95]				
QFB	15.	LECARPENTIER Lalie	2009	FRA	AC CHERBOURG EN COTENTIN	1:06.22	904 pts	
50 m :	30.74 (30.74)	100 m :	1:06.22 (35.48)	[1:06.22]				
QFB	16.	CAZAL Julie	2009	FRA	AQUATIC CLUB DE L'EST REUNION	1:06.28	902 pts	
50 m :	31.52 (31.52)	100 m :	1:06.28 (34.76)	[1:06.28]				
	17.	BINIGUER Arwen	2009	FRA	MONTPELLIER PAILLADE NATATION	1:06.34	900 pts	
50 m :	31.25 (31.25)	100 m :	1:06.34 (35.09)	[1:06.34]				
	18.	GIGANON Morgane	2009	FRA	MONTLUÇON NATATION	1:06.35	900 pts	
50 m :	31.62 (31.62)	100 m :	1:06.35 (34.73)	[1:06.35]				
	19.	FONS Eléonore	2009	FRA	AC HYÈRES	1:06.68	889 pts	
50 m :	31.59 (31.59)	100 m :	1:06.68 (35.09)	[1:06.68]				
	20.	ARCHAMBAULT Océane	2009	FRA	AS MONACO NATATION	1:06.87	884 pts	
50 m :	31.32 (31.32)	100 m :	1:06.87 (35.55)	[1:06.87]				
	21.	VENTURA Vanessa	2010	FRA	C VIKINGS DE ROUEN	1:06.95	881 pts	
50 m :	32.20 (32.20)	100 m :	1:06.95 (34.75)	[1:06.95]				
	22.	STRADY Clementine	2010	FRA	ES MASSY NATATION	1:07.06	878 pts	
50 m :	32.29 (32.29)	100 m :	1:07.06 (34.77)	[1:07.06]				
	23.	BUCH Cassandra	2009	FRA	AS LA TESTE	1:07.07	877 pts	
50 m :	31.64 (31.64)	100 m :	1:07.07 (35.43)	[1:07.07]				
	24.	GUIVISSA Sayane	2009	FRA	L'ESPADON CN FORT-DE-FRANCE	1:07.24	872 pts	
50 m :	32.35 (32.35)	100 m :	1:07.24 (34.89)	[1:07.24]				
	25.	WUNSCHÉL GELIN Romane	2009	FRA	ALLIANCE DIJON NATATION	1:07.37	868 pts	
50 m :	32.50 (32.50)	100 m :	1:07.37 (34.87)	[1:07.37]				
	26.	LAIDLLOW Emilie	2009	FRA	SUD SAUVAGE NATATION SAINT PHI	1:07.44	866 pts	
50 m :	31.94 (31.94)	100 m :	1:07.44 (35.50)	[1:07.44]				

Résultats

(Suite) Séries : 100 Nage Libre Dames - (Jeunes 1 & 2 : 11 - 12 ans)

[J4 : Ma 21/12/2021 - R7]

27.	ALLAIN Clémence	2010	FRA	DINAN NATATION SAUVETAGE	1:07.72	857 pts
50 m :	32.81 (32.81)	100 m :	1:07.72 (34.91)	[1:07.72]		
28.	RAZANATEFY Harena-Soa	2009	FRA	CN MELUN VAL DE SEINE	1:07.81	855 pts
50 m :	32.25 (32.25)	100 m :	1:07.81 (35.56)	[1:07.81]		
29.	ALL TAMBA Roxane	2009	FRA	CNO ST-GERMAIN-EN-LAYE	1:07.87	853 pts
50 m :	32.05 (32.05)	100 m :	1:07.87 (35.82)	[1:07.87]		
30.	DURAND Lola	2009	FRA	SA MÉRIGNAC	1:07.92	851 pts
50 m :	32.27 (32.27)	100 m :	1:07.92 (35.65)	[1:07.92]		
31.	DELAMARE Romane	2009	FRA	C VIKINGS DE ROUEN	1:08.04	848 pts
50 m :	32.23 (32.23)	100 m :	1:08.04 (35.81)	[1:08.04]		
32.	RAULT Anaïs	2009	FRA	CNO ST-GERMAIN-EN-LAYE	1:08.18	843 pts
50 m :	32.48 (32.48)	100 m :	1:08.18 (35.70)	[1:08.18]		
33.	MOREL Chloé	2009	FRA	L'ESPADON CN FORT-DE-FRANCE	1:08.22	842 pts
50 m :	32.46 (32.46)	100 m :	1:08.22 (35.76)	[1:08.22]		
34.	THOREZ Léna	2009	FRA	LILLE MÉTROPOLE NATATION	1:08.82	824 pts
50 m :	32.22 (32.22)	100 m :	1:08.82 (36.60)	[1:08.82]		
35.	SCHEER Anaëlle	2010	FRA	STADE ST-LAURENT-DU-VAR NAT	1:08.96	820 pts
50 m :	33.01 (33.01)	100 m :	1:08.96 (35.95)	[1:08.96]		
36.	DUBOS Candice	2009	FRA	P.V GRANDVILLIERS NATATION	1:09.04	818 pts
50 m :	32.34 (32.34)	100 m :	1:09.04 (36.70)	[1:09.04]		
37.	ROULOFF Penelope	2009	FRA	A ASEC NATATION SAINT-PAUL REU	1:09.16	814 pts
50 m :	32.93 (32.93)	100 m :	1:09.16 (36.23)	[1:09.16]		
38.	BOUCEIRO Gaétane	2010	FRA	ASM CHAMALIERES NATATION	1:09.54	803 pts
50 m :	33.45 (33.45)	100 m :	1:09.54 (36.09)	[1:09.54]		
39.	BUATOIS Eva	2009	FRA	ALLIANCE DIJON NATATION	1:09.59	801 pts
50 m :	32.51 (32.51)	100 m :	1:09.59 (37.08)	[1:09.59]		
40.	BETTIOUI Ferroudja	2010	FRA	SN MONTGERON	1:09.63	800 pts
50 m :	32.67 (32.67)	100 m :	1:09.63 (36.96)	[1:09.63]		
41.	MEZAGHRANI Ambrine	2010	FRA	CLUB DE NATATION DE SASSENAGE	1:09.87	793 pts
50 m :	33.75 (33.75)	100 m :	1:09.87 (36.12)	[1:09.87]		
42.	AZZOUZ Yasmin	2010	FRA	CN MARSEILLE	1:11.79	738 pts
50 m :	33.30 (33.30)	100 m :	1:11.79 (38.49)	[1:11.79]		
43.	MASSON Cassie	2010	FRA	S.N.T UNGERSHEIM	1:13.88	680 pts
50 m :	34.22 (34.22)	100 m :	1:13.88 (39.66)	[1:13.88]		
---	LE ROUX Eden	2010	FRA	CN BREST	DNS dec	
---	LELIEVRE Lilou	2009	FRA	CN MARSEILLE	DNS dec	
---	MOULIN LE LOUARN Sterenn	2009	FRA	AAJB ENTENTE BLOIS	DNS dec	

Résultats

[Cotation FFN]

Records du 400 4 Nages Messieurs

Meilleures Performances Françaises 14 ans: **4:39.21** LESPARRE Tanguy (1999) FRA 18/07/2013 BETHUNE
Meilleures Performances Françaises 13 ans: **5:00.36** BEAUGER Martin (2006) FRA 30/11/2019 CHARTRES
Meilleures Performances Françaises 12 ans: **5:20.14** BARNIER Romain (1976) FRA 24/11/1988 MONACO

CUMUL : 400 4 Nages Messieurs - (Jeunes 3 : 14 ans)

[J4 : Ma 21/12/2021 - R8]

1.	DUFRAIGNE Mathieu	2007	FRA	PAYS D'AIX NATATION	9:45.78
2.	CONDETTE Amaury	2007	FRA	SN VERSAILLES	9:53.35
3.	MALFAIT Téo	2007	FRA	NAT VILLEFRANCHE EN BEAUJOLAIS	9:55.38
4.	MERIGUET Abel	2007	FRA	STADE DE REIMS NATATION	9:55.47
5.	REGNIER Yanis	2007	FRA	GRENOBLE ALP'38	10:00.47
6.	HALTER Camille	2007	FRA	US IVRY-SUR-SEINE	10:01.55
7.	RAYNAUD Mathis	2007	FRA	LAVAU NATATION 81	10:02.13
8.	GALLANT Achille	2007	FRA	LA ROCHE-SUR-YON NATATION	10:04.67
9.	LOPEZ Maxime	2007	FRA	OLYMPIC NICE NATATION	10:06.29
10.	CAPOGNA Benjamin	2007	FRA	TRIATHLON ROMANAIS PEAGEOIS	10:10.12
11.	GENDRIER Esteban	2007	FRA	CSN GUYANCOURT	10:11.14
12.	BOREL Mathys	2007	FRA	CHARLEVILLE-MÉZIÈRES NATATION	10:15.58
13.	ANDREE Mathéo	2007	FRA	AVENIR MURET NATATION	10:19.82
14.	CHMIELEWSKI Martin	2007	FRA	DUNKERQUE NATATION	10:22.55
15.	GARIN-COUPILLAUD Timothee	2007	FRA	MULHOUSE ON	10:23.21
16.	PROU Christophe	2007	FRA	CANARDS LA ROCHELLE	10:25.66

Finale A : 400 4 Nages Messieurs - (Jeunes 3 : 14 ans)

[J4 : Ma 21/12/2021 - R8]

1.	DUFRAIGNE Mathieu	2007	FRA	PAYS D'AIX NATATION	4:51.40	1017 pts		
50 m :	29.70 (29.70)	100 m :	1:04.25 (34.55)	150 m :	1:44.00 (39.75)	200 m :	2:22.10 (38.10)	[1:17.85]
250 m :	3:02.83 (40.73)	300 m :	3:44.75 (41.92)	350 m :	4:18.85 (34.10)	400 m :	4:51.40 (32.55)	[1:06.65]
2.	MALFAIT Téo	2007	FRA	NAT VILLEFRANCHE EN BEAUJOLAIS	4:55.33	989 pts		
50 m :	31.64 (31.64)	100 m :	1:08.51 (36.87)	150 m :	1:45.86 (37.35)	200 m :	2:21.64 (35.78)	[1:13.13]
250 m :	3:05.93 (44.29)	300 m :	3:49.85 (43.92)	350 m :	4:23.67 (33.82)	400 m :	4:55.33 (31.66)	[1:05.48]
3.	MERIGUET Abel	2007	FRA	STADE DE REIMS NATATION	4:56.37	982 pts		
50 m :	30.65 (30.65)	100 m :	1:05.57 (34.92)	150 m :	1:44.87 (39.30)	200 m :	2:23.13 (38.26)	[1:17.56]
250 m :	3:06.97 (43.84)	300 m :	3:51.30 (44.33)	350 m :	4:24.46 (33.16)	400 m :	4:56.37 (31.91)	[1:05.07]
4.	CONDETTE Amaury	2007	FRA	SN VERSAILLES	4:56.95	978 pts		
50 m :	30.15 (30.15)	100 m :	1:04.74 (34.59)	150 m :	1:43.51 (38.77)	200 m :	2:21.75 (38.24)	[1:17.01]
250 m :	3:05.00 (43.25)	300 m :	3:49.74 (44.74)	350 m :	4:24.24 (34.50)	400 m :	4:56.95 (32.71)	[1:07.21]
5.	REGNIER Yanis	2007	FRA	GRENOBLE ALP'38	5:01.13	949 pts		
50 m :	31.03 (31.03)	100 m :	1:06.99 (35.96)	150 m :	1:46.46 (39.47)	200 m :	2:25.83 (39.37)	[1:18.84]
250 m :	3:09.15 (43.32)	300 m :	3:53.05 (43.90)	350 m :	4:27.88 (34.83)	400 m :	5:01.13 (33.25)	[1:08.08]
6.	RAYNAUD Mathis	2007	FRA	LAVAU NATATION 81	5:01.63	946 pts		
50 m :	29.73 (29.73)	100 m :	1:05.90 (36.17)	150 m :	1:46.30 (40.40)	200 m :	2:25.77 (39.47)	[1:19.87]
250 m :	3:09.11 (43.34)	300 m :	3:52.92 (43.81)	350 m :	4:28.54 (35.62)	400 m :	5:01.63 (33.09)	[1:08.71]
7.	HALTER Camille	2007	FRA	US IVRY-SUR-SEINE	5:03.62	933 pts		
50 m :	31.12 (31.12)	100 m :	1:07.28 (36.16)	150 m :	1:46.98 (39.70)	200 m :	2:26.09 (39.11)	[1:18.81]
250 m :	3:12.99 (46.90)	300 m :	3:59.47 (46.48)	350 m :	4:31.72 (32.25)	400 m :	5:03.62 (31.90)	[1:04.15]
8.	CAPOGNA Benjamin	2007	FRA	TRIATHLON ROMANAIS PEAGEOIS	5:08.69	899 pts		
50 m :	31.46 (31.46)	100 m :	1:09.50 (38.04)	150 m :	1:50.53 (41.03)	200 m :	2:29.04 (38.51)	[1:19.54]
250 m :	3:12.41 (43.37)	300 m :	3:57.31 (44.90)	350 m :	4:34.20 (36.89)	400 m :	5:08.69 (34.49)	[1:11.38]

Finale B : 400 4 Nages Messieurs - (Jeunes 3 : 14 ans)

[J4 : Ma 21/12/2021 - R8]

1.	GALLANT Achille	2007	FRA	LA ROCHE-SUR-YON NATATION	4:59.55	960 pts		
50 m :	31.97 (31.97)	100 m :	1:08.86 (36.89)	150 m :	1:50.81 (41.95)	200 m :	2:31.68 (40.87)	[1:22.82]
250 m :	3:11.51 (39.83)	300 m :	3:52.41 (40.90)	350 m :	4:26.69 (34.28)	400 m :	4:59.55 (32.86)	[1:07.14]
2.	LOPEZ Maxime	2007	FRA	OLYMPIC NICE NATATION	5:01.50	947 pts		
50 m :	31.27 (31.27)	100 m :	1:07.32 (36.05)	150 m :	1:48.32 (41.00)	200 m :	2:28.80 (40.48)	[1:21.48]
250 m :	3:10.05 (41.25)	300 m :	3:52.77 (42.72)	350 m :	4:27.75 (34.98)	400 m :	5:01.50 (33.75)	[1:08.73]
3.	GENDRIER Esteban	2007	FRA	CSN GUYANCOURT	5:04.34	928 pts		
50 m :	32.93 (32.93)	100 m :	1:11.08 (38.15)	150 m :	1:50.00 (38.92)	200 m :	2:27.70 (37.70)	[1:16.62]
250 m :	3:10.63 (42.93)	300 m :	3:54.71 (44.08)	350 m :	4:29.95 (35.24)	400 m :	5:04.34 (34.39)	[1:09.63]

Résultats

(Suite) Finale B : 400 4 Nages Messieurs - (Jeunes 3 : 14 ans)

[J4 : Ma 21/12/2021 - R8]

4. BOREL Mathys	2007	FRA	CHARLEVILLE-MÉZIÈRES NATATION	5:06.49	913 pts
50 m : 31.86 (31.86)	100 m : 1:08.67 (36.81)	[1:08.67]	150 m : 1:49.72 (41.05)	200 m : 2:29.69 (39.97)	[1:21.02]
250 m : 3:13.17 (43.48)	300 m : 3:56.24 (43.07)	[1:26.55]	350 m : 4:32.52 (36.28)	400 m : 5:06.49 (33.97)	[1:10.25]
5. ANDREE Mathéo	2007	FRA	AVENIR MURET NATATION	5:08.04	903 pts
50 m : 32.39 (32.39)	100 m : 1:09.66 (37.27)	[1:09.66]	150 m : 1:49.99 (40.33)	200 m : 2:29.47 (39.48)	[1:19.81]
250 m : 3:13.15 (43.68)	300 m : 3:59.22 (46.07)	[1:29.75]	350 m : 4:34.46 (35.24)	400 m : 5:08.04 (33.58)	[1:08.82]
6. GARIN-COUPILLAUD Timothee	2007	FRA	MULHOUSE ON	5:08.78	898 pts
50 m : 31.63 (31.63)	100 m : 1:08.79 (37.16)	[1:08.79]	150 m : 1:50.64 (41.85)	200 m : 2:30.54 (39.90)	[1:21.75]
250 m : 3:15.27 (44.73)	300 m : 4:01.18 (45.91)	[1:30.64]	350 m : 4:36.52 (35.34)	400 m : 5:08.78 (32.26)	[1:07.60]
7. CHMIELEWSKI Martin	2007	FRA	DUNKERQUE NATATION	5:09.77	892 pts
50 m : 31.83 (31.83)	100 m : 1:09.92 (38.09)	[1:09.92]	150 m : 1:50.93 (41.01)	200 m : 2:30.60 (39.67)	[1:20.68]
250 m : 3:15.61 (45.01)	300 m : 4:01.28 (45.67)	[1:30.68]	350 m : 4:36.85 (35.57)	400 m : 5:09.77 (32.92)	[1:08.49]
8. PROU Christophe	2007	FRA	CANARDS LA ROCHELLE	5:11.34	881 pts
50 m : 30.72 (30.72)	100 m : 1:06.11 (35.39)	[1:06.11]	150 m : 1:48.01 (41.90)	200 m : 2:28.08 (40.07)	[1:21.97]
250 m : 3:14.87 (46.79)	300 m : 4:02.31 (47.44)	[1:34.23]	350 m : 4:38.34 (36.03)	400 m : 5:11.34 (33.00)	[1:09.03]

CUMUL : 400 4 Nages Messieurs - (Jeunes 1 & 2 : 12 - 13 ans)

[J4 : Ma 21/12/2021 - R8]

1. ESPRIET Adrien	2008	FRA	LILLE MÉTROPOLE NATATION	10:12.09
2. BAYLE Marius	2008	FRA	ASM CHAMALIERES NATATION	10:17.83
3. HINFRAY Gaetan	2008	FRA	ANGERS NATATION	10:20.23
4. MURATORY Nathan	2008	FRA	US COLOMIERS NATATION	10:24.18
5. BARBIER Paul	2008	FRA	CHARLEVILLE-MÉZIÈRES NATATION	10:31.51
6. HADJ-RABAH Noa	2008	FRA	STADE CLERMONT NATATION	10:34.37
7. GUY Gregoire	2008	FRA	RACING CLUB DE FRANCE	10:41.82
8. POHU Eloy	2008	FRA	AQUA VALLÉE-DE-CHEVREUSE	10:43.19
9. ROUAN Quentin	2008	FRA	GRENOBLE ALP'38	10:44.03
10. LALLEMENT Lucas	2008	FRA	STADE DE REIMS NATATION	10:44.72
11. DA CUNHA Nathan	2008	FRA	CHARLEVILLE-MÉZIÈRES NATATION	10:45.21
12. GARNIER Mathis	2008	FRA	ALLIANCE DIJON NATATION	10:45.94
13. MARTEL Axel	2009	FRA	LILLE MÉTROPOLE NATATION	10:48.30
14. DOMBEK--MIRO Alexander	2008	FRA	AQUA VALLÉE-DE-CHEVREUSE	10:48.57
15. DOMINGEON Romeo	2008	FRA	NAT VILLEFRANCHE EN BEAUJOLAIS	10:52.78
16. LABOUGLIE Francois	2009	FRA	SOISSONS NATATION SPORTIVE	10:52.81

Finale A : 400 4 Nages Messieurs - (Jeunes 1 & 2 : 12 - 13 ans)

[J4 : Ma 21/12/2021 - R8]

1. ESPRIET Adrien	2008	FRA	LILLE MÉTROPOLE NATATION	5:03.62	933 pts
50 m : 33.05 (33.05)	100 m : 1:10.52 (37.47)	[1:10.52]	150 m : 1:50.41 (39.89)	200 m : 2:28.93 (38.52)	[1:18.41]
250 m : 3:12.71 (43.78)	300 m : 3:56.39 (43.68)	[1:27.46]	350 m : 4:31.93 (35.54)	400 m : 5:03.62 (31.69)	[1:07.23]
2. BAYLE Marius	2008	FRA	ASM CHAMALIERES NATATION	5:06.13	916 pts
50 m : 31.55 (31.55)	100 m : 1:09.55 (38.00)	[1:09.55]	150 m : 1:49.50 (39.95)	200 m : 2:28.40 (38.90)	[1:18.85]
250 m : 3:11.76 (43.36)	300 m : 3:55.98 (44.22)	[1:27.58]	350 m : 4:32.12 (36.14)	400 m : 5:06.13 (34.01)	[1:10.15]
3. MURATORY Nathan	2008	FRA	US COLOMIERS NATATION	5:07.48	907 pts
50 m : 32.32 (32.32)	100 m : 1:11.56 (39.24)	[1:11.56]	150 m : 1:50.28 (38.72)	200 m : 2:28.90 (38.62)	[1:17.34]
250 m : 3:13.15 (44.25)	300 m : 3:58.03 (44.88)	[1:29.13]	350 m : 4:34.20 (36.17)	400 m : 5:07.48 (33.28)	[1:09.45]
4. HINFRAY Gaetan	2008	FRA	ANGERS NATATION	5:08.42	900 pts
50 m : 31.60 (31.60)	100 m : 1:09.57 (37.97)	[1:09.57]	150 m : 1:51.37 (41.80)	200 m : 2:31.46 (40.09)	[1:21.89]
250 m : 3:14.38 (42.92)	300 m : 3:58.36 (43.98)	[1:26.90]	350 m : 4:33.70 (35.34)	400 m : 5:08.42 (34.72)	[1:10.06]
5. BARBIER Paul	2008	FRA	CHARLEVILLE-MÉZIÈRES NATATION	5:14.65	860 pts
50 m : 33.15 (33.15)	100 m : 1:12.00 (38.85)	[1:12.00]	150 m : 1:52.33 (40.33)	200 m : 2:31.57 (39.24)	[1:19.57]
250 m : 3:15.78 (44.21)	300 m : 4:01.56 (45.78)	[1:29.99]	350 m : 4:39.19 (37.63)	400 m : 5:14.65 (35.46)	[1:13.09]
6. HADJ-RABAH Noa	2008	FRA	STADE CLERMONT NATATION	5:15.31	855 pts
50 m : 33.24 (33.24)	100 m : 1:12.01 (38.77)	[1:12.01]	150 m : 1:53.29 (41.28)	200 m : 2:34.37 (41.08)	[1:22.36]
250 m : 3:18.70 (44.33)	300 m : 4:03.37 (44.67)	[1:29.00]	350 m : 4:39.98 (36.61)	400 m : 5:15.31 (35.33)	[1:11.94]
7. POHU Eloy	2008	FRA	AQUA VALLÉE-DE-CHEVREUSE	5:21.14	818 pts
50 m : 33.58 (33.58)	100 m : 1:12.47 (38.89)	[1:12.47]	150 m : 1:54.80 (42.33)	200 m : 2:35.94 (41.14)	[1:23.47]
250 m : 3:22.99 (47.05)	300 m : 4:09.68 (46.69)	[1:33.74]	350 m : 4:46.20 (36.52)	400 m : 5:21.14 (34.94)	[1:11.46]
8. GARNIER Mathis	2008	FRA	ALLIANCE DIJON NATATION	5:24.30	798 pts
50 m : 34.25 (34.25)	100 m : 1:14.68 (40.43)	[1:14.68]	150 m : 1:55.73 (41.05)	200 m : 2:35.52 (39.79)	[1:20.84]
250 m : 3:21.98 (46.46)	300 m : 4:09.48 (47.50)	[1:33.96]	350 m : 4:47.94 (38.46)	400 m : 5:24.30 (36.36)	[1:14.82]

Résultats



Finale B : 400 4 Nages Messieurs - (Jeunes 1 & 2 : 12 - 13 ans)

[J4 : Ma 21/12/2021 - R8]

1.	GUY Gregoire	2008	FRA	RACING CLUB DE FRANCE	5:19.54	828 pts	
50 m :	33.55 (33.55)	100 m :	1:12.96 (39.41) [1:12.96]	150 m :	1:54.69 (41.73)	200 m :	2:35.00 (40.31) [1:22.04]
250 m :	3:21.50 (46.50)	300 m :	4:07.99 (46.49) [1:32.99]	350 m :	4:44.57 (36.58)	400 m :	5:19.54 (34.97) [1:11.55]
2.	ROUAN Quentin	2008	FRA	GRENOBLE ALP'38	5:20.07	825 pts	
50 m :	32.39 (32.39)	100 m :	1:12.72 (40.33) [1:12.72]	150 m :	1:54.82 (42.10)	200 m :	2:36.06 (41.24) [1:23.34]
250 m :	3:23.65 (47.59)	300 m :	4:10.39 (46.74) [1:34.33]	350 m :	4:46.69 (36.30)	400 m :	5:20.07 (33.38) [1:09.68]
3.	MARTEL Axel	2009	FRA	LILLE MÉTROPOLE NATATION	5:20.65	821 pts	
50 m :	34.34 (34.34)	100 m :	1:14.68 (40.34) [1:14.68]	150 m :	1:54.42 (39.74)	200 m :	2:33.30 (38.88) [1:18.62]
250 m :	3:21.08 (47.78)	300 m :	4:09.86 (48.78) [1:36.56]	350 m :	4:46.34 (36.48)	400 m :	5:20.65 (34.31) [1:10.79]
4.	DA CUNHA Nathan	2008	FRA	CHARLEVILLE-MÉZIÈRES NATATION	5:20.81	820 pts	
50 m :	33.73 (33.73)	100 m :	1:13.87 (40.14) [1:13.87]	150 m :	1:55.63 (41.76)	200 m :	2:37.17 (41.54) [1:23.30]
250 m :	3:22.49 (45.32)	300 m :	4:09.04 (46.55) [1:31.87]	350 m :	4:45.98 (36.94)	400 m :	5:20.81 (34.83) [1:11.77]
5.	LALLEMENT Lucas	2008	FRA	STADE DE REIMS NATATION	5:21.85	814 pts	
50 m :	33.56 (33.56)	100 m :	1:13.93 (40.37) [1:13.93]	150 m :	1:56.01 (42.08)	200 m :	2:35.58 (39.57) [1:21.65]
250 m :	3:22.64 (47.06)	300 m :	4:09.87 (47.23) [1:34.29]	350 m :	4:46.99 (37.12)	400 m :	5:21.85 (34.86) [1:11.98]
6.	LABOUGLIE Francois	2009	FRA	SOISSONS NATATION SPORTIVE	5:23.55	803 pts	
50 m :	32.98 (32.98)	100 m :	1:12.16 (39.18) [1:12.16]	150 m :	1:53.75 (41.59)	200 m :	2:34.59 (40.84) [1:22.43]
250 m :	3:23.51 (48.92)	300 m :	4:11.83 (48.32) [1:37.24]	350 m :	4:48.42 (36.59)	400 m :	5:23.55 (35.13) [1:11.72]
7.	DOMBEK--MIRO Alexander	2008	FRA	AQUA VALLÉE-DE-CHEVREUSE	5:25.77	789 pts	
50 m :	33.26 (33.26)	100 m :	1:13.66 (40.40) [1:13.66]	150 m :	1:55.48 (41.82)	200 m :	2:35.09 (39.61) [1:21.43]
250 m :	3:22.85 (47.76)	300 m :	4:10.52 (47.67) [1:35.43]	350 m :	4:48.39 (37.87)	400 m :	5:25.77 (37.38) [1:15.25]
8.	DOMINGEON Romeo	2008	FRA	NAT VILLEFRANCHE EN BEAUJOLAIS	5:27.54	778 pts	
50 m :	35.05 (35.05)	100 m :	1:17.23 (42.18) [1:17.23]	150 m :	2:00.01 (42.78)	200 m :	2:40.91 (40.90) [1:23.68]
250 m :	3:28.99 (48.08)	300 m :	4:17.50 (48.51) [1:36.59]	350 m :	4:53.87 (36.37)	400 m :	5:27.54 (33.67) [1:10.04]

Séries : 400 4 Nages Messieurs - (Jeunes 3 : 14 ans)

[J4 : Ma 21/12/2021 - R7]

QFA	1.	DUFRAIGNE Mathieu	2007	FRA	PAYS D'AIX NATATION	4:54.38	996 pts
50 m :	30.25 (30.25)	100 m :	1:05.32 (35.07) [1:05.32]	150 m :	1:45.18 (39.86)	200 m :	2:23.64 (38.46) [1:18.32]
250 m :	3:06.10 (42.46)	300 m :	3:48.79 (42.69) [1:25.15]	350 m :	4:23.23 (34.44)	400 m :	4:54.38 (31.15) [1:05.59]
QFA	2.	CONDETTE Amaury	2007	FRA	SN VERSAILLES	4:56.40	982 pts
50 m :	31.00 (31.00)	100 m :	1:06.73 (35.73) [1:06.73]	150 m :	1:45.19 (38.46)	200 m :	2:23.25 (38.06) [1:16.52]
250 m :	3:05.95 (42.70)	300 m :	3:49.16 (43.21) [1:25.91]	350 m :	4:24.00 (34.84)	400 m :	4:56.40 (32.40) [1:07.24]
QFA	3.	HALTER Camille	2007	FRA	US IVRY-SUR-SEINE	4:57.93	971 pts
50 m :	30.21 (30.21)	100 m :	1:05.84 (35.63) [1:05.84]	150 m :	1:45.70 (39.86)	200 m :	2:24.28 (38.58) [1:18.44]
250 m :	3:09.47 (45.19)	300 m :	3:53.68 (44.21) [1:29.40]	350 m :	4:26.50 (32.82)	400 m :	4:57.93 (31.43) [1:04.25]
QFA	4.	MERIGUET Abel	2007	FRA	STADE DE REIMS NATATION	4:59.10	963 pts
50 m :	30.16 (30.16)	100 m :	1:05.60 (35.44) [1:05.60]	150 m :	1:45.84 (40.24)	200 m :	2:24.77 (38.93) [1:19.17]
250 m :	3:07.28 (42.51)	300 m :	3:51.62 (44.34) [1:26.85]	350 m :	4:25.75 (34.13)	400 m :	4:59.10 (33.35) [1:07.48]
QFA	5.	REGNIER Yanis	2007	FRA	GRENOBLE ALP'38	4:59.34	962 pts
50 m :	31.05 (31.05)	100 m :	1:06.34 (35.29) [1:06.34]	150 m :	1:45.40 (39.06)	200 m :	2:24.53 (39.13) [1:18.19]
250 m :	3:06.99 (42.46)	300 m :	3:50.96 (43.97) [1:26.43]	350 m :	4:25.67 (34.71)	400 m :	4:59.34 (33.67) [1:08.38]
QFA	6.	MALFAIT Téo	2007	FRA	NAT VILLEFRANCHE EN BEAUJOLAIS	5:00.05	957 pts
50 m :	31.63 (31.63)	100 m :	1:09.88 (38.25) [1:09.88]	150 m :	1:48.16 (38.28)	200 m :	2:25.71 (37.55) [1:15.83]
250 m :	3:09.77 (44.06)	300 m :	3:53.21 (43.44) [1:27.50]	350 m :	4:27.92 (34.71)	400 m :	5:00.05 (32.13) [1:06.84]
QFA	7.	RAYNAUD Mathis	2007	FRA	LAVAU NATATION 81	5:00.50	954 pts
50 m :	30.24 (30.24)	100 m :	1:06.41 (36.17) [1:06.41]	150 m :	1:46.23 (39.82)	200 m :	2:25.43 (39.20) [1:19.02]
250 m :	3:08.04 (42.61)	300 m :	3:51.85 (43.81) [1:26.42]	350 m :	4:27.43 (35.58)	400 m :	5:00.50 (33.07) [1:08.65]
QFA	8.	CAPOGNA Benjamin	2007	FRA	TRIATHLON ROMANAIS PEAGEOIS	5:01.43	947 pts
50 m :	31.03 (31.03)	100 m :	1:07.38 (36.35) [1:07.38]	150 m :	1:47.74 (40.36)	200 m :	2:26.37 (38.63) [1:18.99]
250 m :	3:08.62 (42.25)	300 m :	3:52.19 (43.57) [1:25.82]	350 m :	4:28.14 (35.95)	400 m :	5:01.43 (33.29) [1:09.24]
QFB	9.	LOPEZ Maxime	2007	FRA	OLYMPIC NICE NATATION	5:04.79	925 pts
50 m :	30.49 (30.49)	100 m :	1:06.58 (36.09) [1:06.58]	150 m :	1:48.43 (41.85)	200 m :	2:29.19 (40.76) [1:22.61]
250 m :	3:11.36 (42.17)	300 m :	3:54.24 (42.88) [1:25.05]	350 m :	4:30.20 (35.96)	400 m :	5:04.79 (34.59) [1:10.55]
QFB	10.	NOTTRETET--MARIE Paul-Victor	2007	FRA	SN VERSAILLES	5:05.08	923 pts
50 m :	31.66 (31.66)	100 m :	1:08.12 (36.46) [1:08.12]	150 m :	1:49.15 (41.03)	200 m :	2:28.99 (39.84) [1:20.87]
250 m :	3:11.06 (42.07)	300 m :	3:55.38 (44.32) [1:26.39]	350 m :	4:31.04 (35.66)	400 m :	5:05.08 (34.04) [1:09.70]
QFB	11.	GALLANT Achille	2007	FRA	LA ROCHE-SUR-YON NATATION	5:05.12	922 pts
50 m :	32.84 (32.84)	100 m :	1:11.43 (38.59) [1:11.43]	150 m :	1:54.23 (42.80)	200 m :	2:35.64 (41.41) [1:24.21]
250 m :	3:16.06 (40.42)	300 m :	3:57.75 (41.69) [1:22.11]	350 m :	4:31.84 (34.09)	400 m :	5:05.12 (33.28) [1:07.37]



(Suite) Séries : 400 4 Nages Messieurs - (Jeunes 3 : 14 ans)

[J4 : Ma 21/12/2021 - R7]

QFB	12.	HENAUT Célian	2007	FRA	EN CAEN	5:06.56	913 pts	
	50 m :	31.25 (31.25)	100 m :	1:09.46 (38.21) [1:09.46]	150 m :	1:47.13 (37.67)	200 m :	2:24.28 (37.15) [1:14.82]
	250 m :	3:10.21 (45.93)	300 m :	3:56.20 (45.99) [1:31.92]	350 m :	4:32.51 (36.31)	400 m :	5:06.56 (34.05) [1:10.36]
QFB	13.	GENDRIER Esteban	2007	FRA	CSN GUYANCOURT	5:06.80	911 pts	
	50 m :	32.70 (32.70)	100 m :	1:10.16 (37.46) [1:10.16]	150 m :	1:49.85 (39.69)	200 m :	2:27.76 (37.91) [1:17.60]
	250 m :	3:11.38 (43.62)	300 m :	3:55.30 (43.92) [1:27.54]	350 m :	4:31.78 (36.48)	400 m :	5:06.80 (35.02) [1:11.50]
QFB	14.	BOREL Mathys	2007	FRA	CHARLEVILLE-MÉZIÈRES NATATION	5:09.09	896 pts	
	50 m :	31.85 (31.85)	100 m :	1:09.18 (37.33) [1:09.18]	150 m :	1:49.53 (40.35)	200 m :	2:29.39 (39.86) [1:20.21]
	250 m :	3:13.49 (44.10)	300 m :	3:58.07 (44.58) [1:28.68]	350 m :	4:34.05 (35.98)	400 m :	5:09.09 (35.04) [1:11.02]
QFB	15.	ANDREE Mathéo	2007	FRA	AVENIR MURET NATATION	5:11.78	878 pts	
	50 m :	32.51 (32.51)	100 m :	1:09.92 (37.41) [1:09.92]	150 m :	1:51.12 (41.20)	200 m :	2:29.96 (38.84) [1:20.04]
	250 m :	3:15.32 (45.36)	300 m :	4:01.78 (46.46) [1:31.82]	350 m :	4:37.37 (35.59)	400 m :	5:11.78 (34.41) [1:10.00]
QFB	16.	CHMIELEWSKI Martin	2007	FRA	DUNKERQUE NATATION	5:12.78	872 pts	
	50 m :	32.55 (32.55)	100 m :	1:10.52 (37.97) [1:10.52]	150 m :	1:50.70 (40.18)	200 m :	2:30.02 (39.32) [1:19.50]
	250 m :	3:15.77 (45.75)	300 m :	4:02.31 (46.54) [1:32.29]	350 m :	4:38.74 (36.43)	400 m :	5:12.78 (34.04) [1:10.47]
	17.	PROU Christophe	2007	FRA	CANARDS LA ROCHELLE	5:14.32	862 pts	
	50 m :	30.52 (30.52)	100 m :	1:05.57 (35.05) [1:05.57]	150 m :	1:47.32 (41.75)	200 m :	2:27.50 (40.18) [1:21.93]
	250 m :	3:15.28 (47.78)	300 m :	4:03.31 (48.03) [1:35.81]	350 m :	4:41.54 (38.23)	400 m :	5:14.32 (32.78) [1:11.01]
Br	18.	MIOT Lucas	2007	FRA	LILLE MÉTROPOLE NATATION	5:14.40	861 pts	
	50 m :	32.08 (32.08)	100 m :	1:09.54 (37.46) [1:09.54]	150 m :	1:48.30 (38.76)	200 m :	2:26.15 (37.85) [1:16.61]
	250 m :	3:14.95 (48.80)	300 m :	4:04.40 (49.45) [1:38.25]	350 m :	4:40.57 (36.17)	400 m :	5:14.40 (33.83) [1:10.00]
Br	18.	POTTIER Estin	2007	FRA	CN LE MANS	5:14.40	861 pts	
	50 m :	30.72 (30.72)	100 m :	1:07.87 (37.15) [1:07.87]	150 m :	1:48.28 (40.41)	200 m :	2:28.45 (40.17) [1:20.58]
	250 m :	3:14.22 (45.77)	300 m :	4:00.42 (46.20) [1:31.97]	350 m :	4:37.98 (37.56)	400 m :	5:14.40 (36.42) [1:13.98]
	20.	GARIN-COUPILLAUD Timothee	2007	FRA	MULHOUSE ON	5:14.43	861 pts	
	50 m :	32.00 (32.00)	100 m :	1:09.38 (37.38) [1:09.38]	150 m :	1:51.58 (42.20)	200 m :	2:31.60 (40.02) [1:22.22]
	250 m :	3:16.96 (45.36)	300 m :	4:03.64 (46.68) [1:32.04]	350 m :	4:40.16 (36.52)	400 m :	5:14.43 (34.27) [1:10.79]
	21.	MOY Hugo	2007	FRA	AS VILLENEUVE-LÈS-AVIGNON	5:17.11	844 pts	
	50 m :	31.29 (31.29)	100 m :	1:07.41 (36.12) [1:07.41]	150 m :	1:48.04 (40.63)	200 m :	2:28.98 (40.94) [1:21.57]
	250 m :	3:16.08 (47.10)	300 m :	4:03.96 (47.88) [1:34.98]	350 m :	4:41.46 (37.50)	400 m :	5:17.11 (35.65) [1:13.15]
---		MERCIER Matéo	2007	FRA	CANET 66 NATATION	DSQ		
---		GUERIN Gabriel	2007	FRA	ALLONNES JEUNESSE SPORTIVE	DNS	dec	

Séries : 400 4 Nages Messieurs - (Jeunes 1 & 2 : 12 - 13 ans)

[J4 : Ma 21/12/2021 - R7]

QFA	1.	ESPRIET Adrien	2008	FRA	LILLE MÉTROPOLE NATATION	5:08.47	900 pts	
	50 m :	33.78 (33.78)	100 m :	1:12.52 (38.74) [1:12.52]	150 m :	1:52.96 (40.44)	200 m :	2:33.08 (40.12) [1:20.56]
	250 m :	3:16.54 (43.46)	300 m :	4:00.82 (44.28) [1:27.74]	350 m :	4:36.24 (35.42)	400 m :	5:08.47 (32.23) [1:07.65]
QFA	2.	BAYLE Marius	2008	FRA	ASM CHAMALIERES NATATION	5:11.70	879 pts	
	50 m :	31.85 (31.85)	100 m :	1:09.15 (37.30) [1:09.15]	150 m :	1:49.46 (40.31)	200 m :	2:29.57 (40.11) [1:20.42]
	250 m :	3:13.36 (43.79)	300 m :	3:58.85 (45.49) [1:29.28]	350 m :	4:36.15 (37.30)	400 m :	5:11.70 (35.55) [1:12.85]
QFA	3.	HINFRAY Gaetan	2008	FRA	ANGERS NATATION	5:11.81	878 pts	
	50 m :	32.46 (32.46)	100 m :	1:11.31 (38.85) [1:11.31]	150 m :	1:52.47 (41.16)	200 m :	2:32.88 (40.41) [1:21.57]
	250 m :	3:17.12 (44.24)	300 m :	4:01.60 (44.48) [1:28.72]	350 m :	4:37.98 (36.38)	400 m :	5:11.81 (33.83) [1:10.21]
QFA	4.	MURATORY Nathan	2008	FRA	US COLOMIERS NATATION	5:16.70	846 pts	
	50 m :	33.59 (33.59)	100 m :	1:14.27 (40.68) [1:14.27]	150 m :	1:54.97 (40.70)	200 m :	2:34.73 (39.76) [1:20.46]
	250 m :	3:20.24 (45.51)	300 m :	4:06.20 (45.96) [1:31.47]	350 m :	4:43.16 (36.96)	400 m :	5:16.70 (33.54) [1:10.50]
QFA	5.	BARBIER Paul	2008	FRA	CHARLEVILLE-MÉZIÈRES NATATION	5:16.86	845 pts	
	50 m :	33.70 (33.70)	100 m :	1:13.10 (39.40) [1:13.10]	150 m :	1:54.60 (41.50)	200 m :	2:33.41 (38.81) [1:20.31]
	250 m :	3:17.97 (44.56)	300 m :	4:03.84 (45.87) [1:30.43]	350 m :	4:41.65 (37.81)	400 m :	5:16.86 (35.21) [1:13.02]
QFA	6.	HADJ-RABAH Noa	2008	FRA	STADE CLERMONT NATATION	5:19.06	831 pts	
	50 m :	33.26 (33.26)	100 m :	1:14.12 (40.86) [1:14.12]	150 m :	1:55.81 (41.69)	200 m :	2:37.46 (41.65) [1:23.34]
	250 m :	3:20.93 (43.47)	300 m :	4:06.15 (45.22) [1:28.69]	350 m :	4:42.99 (36.84)	400 m :	5:19.06 (36.07) [1:12.91]
QFA	7.	GARNIER Mathis	2008	FRA	ALLIANCE DIJON NATATION	5:21.64	815 pts	
	50 m :	34.24 (34.24)	100 m :	1:14.51 (40.27) [1:14.51]	150 m :	1:55.07 (40.56)	200 m :	2:35.08 (40.01) [1:20.57]
	250 m :	3:21.50 (46.42)	300 m :	4:08.62 (47.12) [1:33.54]	350 m :	4:46.21 (37.59)	400 m :	5:21.64 (35.43) [1:13.02]
QFA	8.	POHU Eloy	2008	FRA	AQUA VALLÉE-DE-CHEVREUSE	5:22.05	812 pts	
	50 m :	33.81 (33.81)	100 m :	1:13.80 (39.99) [1:13.80]	150 m :	1:56.89 (43.09)	200 m :	2:38.02 (41.13) [1:24.22]
	250 m :	3:23.94 (45.92)	300 m :	4:11.38 (47.44) [1:33.36]	350 m :	4:47.47 (36.09)	400 m :	5:22.05 (34.58) [1:10.67]
QFB	9.	GUY Gregoire	2008	FRA	RACING CLUB DE FRANCE	5:22.28	811 pts	
	50 m :	32.94 (32.94)	100 m :	1:13.44 (40.50) [1:13.44]	150 m :	1:55.15 (41.71)	200 m :	2:35.66 (40.51) [1:22.22]
	250 m :	3:22.91 (47.25)	300 m :	4:09.73 (46.82) [1:34.07]	350 m :	4:46.73 (37.00)	400 m :	5:22.28 (35.55) [1:12.55]



(Suite) Séries : 400 4 Nages Messieurs - (Jeunes 1 & 2 : 12 - 13 ans)

[J4 : Ma 21/12/2021 - R7]

QFB	10.	DOMBEK--MIRO Alexander	2008	FRA	AQUA VALLÉE-DE-CHEVREUSE	5:22.80	808 pts	
	50 m :	33.29 (33.29)	100 m :	1:13.17 (39.88) [1:13.17]	150 m :	1:54.56 (41.39)	200 m :	2:34.44 (39.88) [1:21.27]
	250 m :	3:22.10 (47.66)	300 m :	4:09.36 (47.26) [1:34.92]	350 m :	4:46.90 (37.54)	400 m :	5:22.80 (35.90) [1:13.44]
QFB	11.	LALLEMENT Lucas	2008	FRA	STADE DE REIMS NATATION	5:22.87	807 pts	
	50 m :	33.38 (33.38)	100 m :	1:14.14 (40.76) [1:14.14]	150 m :	1:56.57 (42.43)	200 m :	2:35.68 (39.11) [1:21.54]
	250 m :	3:22.68 (47.00)	300 m :	4:10.25 (47.57) [1:34.57]	350 m :	4:47.58 (37.33)	400 m :	5:22.87 (35.29) [1:12.62]
QFB	12.	ROUAN Quentin	2008	FRA	GRENOBLE ALP'38	5:23.96	800 pts	
	50 m :	34.28 (34.28)	100 m :	1:15.04 (40.76) [1:15.04]	150 m :	1:58.12 (43.08)	200 m :	2:39.43 (41.31) [1:24.39]
	250 m :	3:25.81 (46.38)	300 m :	4:13.06 (47.25) [1:33.63]	350 m :	4:50.64 (37.58)	400 m :	5:23.96 (33.32) [1:10.90]
QFB	13.	DA CUNHA Nathan	2008	FRA	CHARLEVILLE-MÉZIÈRES NATATION	5:24.40	798 pts	
	50 m :	34.41 (34.41)	100 m :	1:14.93 (40.52) [1:14.93]	150 m :	1:56.77 (41.84)	200 m :	2:37.88 (41.11) [1:22.95]
	250 m :	3:23.60 (45.72)	300 m :	4:10.33 (46.73) [1:32.45]	350 m :	4:48.04 (37.71)	400 m :	5:24.40 (36.36) [1:14.07]
QFB	14.	DOMINGEON Romeo	2008	FRA	NAT VILLEFRANCHE EN BEAUJOLAIS	5:25.24	792 pts	
	50 m :	33.57 (33.57)	100 m :	1:16.04 (42.47) [1:16.04]	150 m :	1:58.77 (42.73)	200 m :	2:40.16 (41.39) [1:24.12]
	250 m :	3:27.74 (47.58)	300 m :	4:16.44 (48.70) [1:36.28]	350 m :	4:52.38 (35.94)	400 m :	5:25.24 (32.86) [1:08.80]
QFB	15.	GORLIER Noah	2008	FRA	AC VILLEPINTE	5:26.72	783 pts	
	50 m :	33.10 (33.10)	100 m :	1:11.72 (38.62) [1:11.72]	150 m :	1:55.41 (43.69)	200 m :	2:37.31 (41.90) [1:25.59]
	250 m :	3:27.12 (49.81)	300 m :	4:18.08 (50.96) [1:40.77]	350 m :	4:53.34 (35.26)	400 m :	5:26.72 (33.38) [1:08.64]
QFB	16.	MARTEL Axel	2009	FRA	LILLE MÉTROPOLE NATATION	5:27.65	777 pts	
	50 m :	32.66 (32.66)	100 m :	1:11.71 (39.05) [1:11.71]	150 m :	1:52.14 (40.43)	200 m :	2:31.22 (39.08) [1:19.51]
	250 m :	3:20.10 (48.88)	300 m :	4:11.70 (51.60) [1:40.48]	350 m :	4:50.99 (39.29)	400 m :	5:27.65 (36.66) [1:15.95]
	17.	LABOUGLIE Francois	2009	FRA	SOISSONS NATATION SPORTIVE	5:29.26	768 pts	
	50 m :	33.93 (33.93)	100 m :	1:14.82 (40.89) [1:14.82]	150 m :	1:55.95 (41.13)	200 m :	2:37.11 (41.16) [1:22.29]
	250 m :	3:26.86 (49.75)	300 m :	4:16.41 (49.55) [1:39.30]	350 m :	4:53.29 (36.88)	400 m :	5:29.26 (35.97) [1:12.85]
	18.	VALO Maxence	2008	FRA	AURAY NATATION	5:29.29	767 pts	
	50 m :	34.64 (34.64)	100 m :	1:17.85 (43.21) [1:17.85]	150 m :	1:59.32 (41.47)	200 m :	2:39.68 (40.36) [1:21.83]
	250 m :	3:27.81 (48.13)	300 m :	4:15.22 (47.41) [1:35.54]	350 m :	4:53.65 (38.43)	400 m :	5:29.29 (35.64) [1:14.07]
	19.	JENVRIN Leo	2008	FRA	CSN GUYANCOURT	5:30.08	763 pts	
	50 m :	34.85 (34.85)	100 m :	1:14.17 (39.32) [1:14.17]	150 m :	1:55.65 (41.48)	200 m :	2:36.60 (40.95) [1:22.43]
	250 m :	3:25.09 (48.49)	300 m :	4:14.97 (49.88) [1:38.37]	350 m :	4:54.00 (39.03)	400 m :	5:30.08 (36.08) [1:15.11]
QFB	20.	MAGNAUDEIX BLANQUET Batiste	2008	FRA	AQUA GRIMPE MILLAU GRANDS CAUS	5:40.11	703 pts	
	50 m :	34.64 (34.64)	100 m :	1:18.41 (43.77) [1:18.41]	150 m :	2:01.07 (42.66)	200 m :	2:43.51 (42.44) [1:25.10]
	250 m :	3:34.90 (51.39)	300 m :	4:27.11 (52.21) [1:43.60]	350 m :	5:05.70 (38.59)	400 m :	5:40.11 (34.41) [1:13.00]
	21.	LOEZ Lucas	2008	FRA	CHARLEVILLE-MÉZIÈRES NATATION	5:41.20	696 pts	
	50 m :	36.11 (36.11)	100 m :	1:21.24 (45.13) [1:21.24]	150 m :	2:04.66 (43.42)	200 m :	2:46.99 (42.33) [1:25.75]
	250 m :	3:33.83 (46.84)	300 m :	4:21.96 (48.13) [1:34.97]	350 m :	5:02.05 (40.09)	400 m :	5:41.20 (39.15) [1:19.24]
	22.	HOAREAU Yoen	2008	FRA	C.N DU FLORIVAL	5:50.12	645 pts	
	50 m :	36.40 (36.40)	100 m :	1:20.76 (44.36) [1:20.76]	150 m :	2:03.39 (42.63)	200 m :	2:46.10 (42.71) [1:25.34]
	250 m :	3:36.74 (50.64)	300 m :	4:27.89 (51.15) [1:41.79]	350 m :	5:09.40 (41.51)	400 m :	5:50.12 (40.72) [1:22.23]

Résultats

[Cotation FFN]

Records du 200 4 Nages Dames

Meilleures Performances Françaises 14 ans: **2:19.72** DELMAS Lucie (2005) FRA 22/12/2019 SARCELLES
 Meilleures Performances Françaises 13 ans: **2:23.54** MOREAU Kassandra (2006) FRA 20/12/2019 AMIENS
 Meilleures Performances Françaises 12 ans: **2:30.69** CACHOT Albane (2007) FRA 14/07/2019 TARBES
 Meilleures Performances Françaises 11 ans: **2:39.87** LIMAM Yasmine (2010) FRA 21/12/2021 RENNES

CUMUL : 200 4 Nages Dames - (Jeunes 3 : 13 ans)

[J4 : Ma 21/12/2021 - R8]

1.	AMESCUA Natalia	2008	USA	CNO ST-GERMAIN-EN-LAYE	5:00.18
2.	BRUNELLIERE Colinn-June	2008	FRA	ST-SÉBASTIEN NATATION	5:00.71
3.	TINKER Tess	2008	GBR	ANNEMASSE NATATION	5:05.19
4.	TOURNAU Sarah	2008	FRA	CNO ST-GERMAIN-EN-LAYE	5:05.76
5.	SANDOVAL Noélie	2008	FRA	CN CÉVENNES ALÈS	5:07.91
6.	RESSENCOURT Mia	2008	FRA	TARBES NAUTIC CLUB	5:08.11
7.	PARENTEAU Maélys	2008	FRA	DAUPHINS TOULOUSE OEC	5:11.44
8.	JAQUEROD Lilou	2008	FRA	C VIKINGS DE ROUEN	5:11.83
9.	MALINGE Jade	2008	FRA	ANGERS NATATION	5:11.89
10.	NENIN CARRASCO Kelly	2008	FRA	CN ANTIBES	5:12.08
11.	FALLA Prisca	2008	FRA	AAS SARCELLES NATATION 95	5:14.11
12.	JOTHY Solene	2008	FRA	ASM CHAMALIERES NATATION	5:14.14
13.	LOMBARDO Chloé	2008	FRA	NATATION HOCHFELDEN	5:14.56
14.	BAKAYOKO Betty	2008	FRA	VAL D'ESSONNE MENNECY AQUA CLU	5:14.94
15.	ADOPO Eline	2008	FRA	DAUPHINS TOULOUSE OEC	5:16.14
16.	MANALLAH Ilyana	2008	FRA	GRENOBLE ALP'38	5:16.24

Finale A : 200 4 Nages Dames - (Jeunes 3 : 13 ans)

[J4 : Ma 21/12/2021 - R8]

1.	AMESCUA Natalia	2008	USA	CNO ST-GERMAIN-EN-LAYE	2:28.36	1065 pts	
50 m :	30.98 (30.98)	100 m :	1:08.26 (37.28) [1:08.26]	150 m :	1:54.47 (46.21)	200 m :	2:28.36 (33.89) [1:20.10]
2.	BRUNELLIERE Colinn-June	2008	FRA	ST-SÉBASTIEN NATATION	2:28.66	1061 pts	
50 m :	31.33 (31.33)	100 m :	1:10.30 (38.97) [1:10.30]	150 m :	1:54.35 (44.05)	200 m :	2:28.66 (34.31) [1:18.36]
3.	TOURNAU Sarah	2008	FRA	CNO ST-GERMAIN-EN-LAYE	2:31.76	1019 pts	
50 m :	31.52 (31.52)	100 m :	1:11.90 (40.38) [1:11.90]	150 m :	1:58.05 (46.15)	200 m :	2:31.76 (33.71) [1:19.86]
4.	SANDOVAL Noélie	2008	FRA	CN CÉVENNES ALÈS	2:33.00	1002 pts	
50 m :	33.72 (33.72)	100 m :	1:13.52 (39.80) [1:13.52]	150 m :	1:58.01 (44.49)	200 m :	2:33.00 (34.99) [1:19.48]
5.	RESSENCOURT Mia	2008	FRA	TARBES NAUTIC CLUB	2:33.49	996 pts	
50 m :	32.55 (32.55)	100 m :	1:11.76 (39.21) [1:11.76]	150 m :	1:58.35 (46.59)	200 m :	2:33.49 (35.14) [1:21.73]
6.	MALINGE Jade	2008	FRA	ANGERS NATATION	2:35.68	967 pts	
50 m :	32.38 (32.38)	100 m :	1:12.82 (40.44) [1:12.82]	150 m :	2:00.28 (47.46)	200 m :	2:35.68 (35.40) [1:22.86]
7.	PARENTEAU Maélys	2008	FRA	DAUPHINS TOULOUSE OEC	2:36.47	957 pts	
50 m :	31.95 (31.95)	100 m :	1:14.18 (42.23) [1:14.18]	150 m :	2:00.90 (46.72)	200 m :	2:36.47 (35.57) [1:22.29]
8.	LOMBARDO Chloé	2008	FRA	NATATION HOCHFELDEN	2:38.73	928 pts	
50 m :	35.08 (35.08)	100 m :	1:19.08 (44.00) [1:19.08]	150 m :	2:02.33 (43.25)	200 m :	2:38.73 (36.40) [1:19.65]

Finale B : 200 4 Nages Dames - (Jeunes 3 : 13 ans)

[J4 : Ma 21/12/2021 - R8]

1.	TINKER Tess	2008	GBR	ANNEMASSE NATATION	2:32.12	1014 pts	
50 m :	31.27 (31.27)	100 m :	1:10.41 (39.14) [1:10.41]	150 m :	1:55.56 (45.15)	200 m :	2:32.12 (36.56) [1:21.71]
2.	JAQUEROD Lilou	2008	FRA	C VIKINGS DE ROUEN	2:34.70	980 pts	
50 m :	33.51 (33.51)	100 m :	1:13.23 (39.72) [1:13.23]	150 m :	1:59.73 (46.50)	200 m :	2:34.70 (34.97) [1:21.47]
3.	NENIN CARRASCO Kelly	2008	FRA	CN ANTIBES	2:35.19	973 pts	
50 m :	32.05 (32.05)	100 m :	1:12.16 (40.11) [1:12.16]	150 m :	1:59.63 (47.47)	200 m :	2:35.19 (35.56) [1:23.03]
4.	FALLA Prisca	2008	FRA	AAS SARCELLES NATATION 95	2:36.35	958 pts	
50 m :	34.30 (34.30)	100 m :	1:15.90 (41.60) [1:15.90]	150 m :	1:59.66 (43.76)	200 m :	2:36.35 (36.69) [1:20.45]
5.	BAKAYOKO Betty	2008	FRA	VAL D'ESSONNE MENNECY AQUA CLU	2:36.78	953 pts	
50 m :	33.59 (33.59)	100 m :	1:14.24 (40.65) [1:14.24]	150 m :	2:00.93 (46.69)	200 m :	2:36.78 (35.85) [1:22.54]
6.	JOTHY Solene	2008	FRA	ASM CHAMALIERES NATATION	2:37.52	943 pts	
50 m :	31.96 (31.96)	100 m :	1:14.14 (42.18) [1:14.14]	150 m :	2:01.11 (46.97)	200 m :	2:37.52 (36.41) [1:23.38]
7.	ADOPO Eline	2008	FRA	DAUPHINS TOULOUSE OEC	2:38.40	932 pts	
50 m :	32.29 (32.29)	100 m :	1:15.69 (43.40) [1:15.69]	150 m :	2:01.57 (45.88)	200 m :	2:38.40 (36.83) [1:22.71]
8.	MANALLAH Ilyana	2008	FRA	GRENOBLE ALP'38	2:38.94	925 pts	
50 m :	31.81 (31.81)	100 m :	1:12.97 (41.16) [1:12.97]	150 m :	2:02.79 (49.82)	200 m :	2:38.94 (36.15) [1:25.97]

Résultats

CUMUL : 200 4 Nages Dames - (Jeunes 1 & 2 : 11 - 12 ans)

[J4 : Ma 21/12/2021 - R8]

1.	RAVIER Leana	2009	FRA	LILLE MÉTROPOLE NATATION	5:10.85
2.	LELONG Lola	2009	FRA	LILLE MÉTROPOLE NATATION	5:13.25
3.	SAUZEAU Lilou	2009	FRA	SN VERSAILLES	5:14.43
4.	VIDEAU Déotille	2009	FRA	CN POLYNESIE	5:16.58
5.	BORNI Inès	2009	FRA	DAUPHINS TOULOUSE OEC	5:22.16
6.	LIMAM Yasmine	2010	FRA	C VIKINGS DE ROUEN	5:22.17
7.	TSIA-KING-FUNG Sarah	2009	FRA	ST-DENIS RÉUNION	5:22.35
8.	MESMACQUE Rosalie	2010	FRA	DUNKERQUE NATATION	5:24.52
9.	GENNARI Flavia	2009	FRA	OLYMPIC NICE NATATION	5:25.13
10.	LELIEVRE Lilou	2009	FRA	CN MARSEILLE	5:25.69
11.	VARLOTEAUX Camille	2009	FRA	USM SARAN	5:25.83
12.	LEFEBVRE Zoé	2009	FRA	LILLE MÉTROPOLE NATATION	5:26.56
13.	ARCHAMBAULT Océane	2009	FRA	AS MONACO NATATION	5:30.19
14.	SANANIKONE Emma	2010	FRA	AQUA VALLÉE-DE-CHEVREUSE	5:31.35
15.	MENARD Fiorella	2009	FRA	NANTES NATATION	5:33.34
16.	GAUTIER Alwena	2009	FRA	CERCLE DES NAGEURS ST-BRIEUC	5:36.23

Finale A : 200 4 Nages Dames - (Jeunes 1 & 2 : 11 - 12 ans)

[J4 : Ma 21/12/2021 - R8]

1.	LELONG Lola	2009	FRA	LILLE MÉTROPOLE NATATION	2:34.07	988 pts		
50 m :	33.79 (33.79)	100 m :	1:13.72 (39.93)	150 m :	2:00.60 (46.88)	200 m :	2:34.07 (33.47)	[1:20.35]
2.	RAVIER Leana	2009	FRA	LILLE MÉTROPOLE NATATION	2:34.64	980 pts		
50 m :	34.08 (34.08)	100 m :	1:14.59 (40.51)	150 m :	1:59.80 (45.21)	200 m :	2:34.64 (34.84)	[1:20.05]
3.	SAUZEAU Lilou	2009	FRA	SN VERSAILLES	2:36.68	954 pts		
50 m :	35.12 (35.12)	100 m :	1:15.21 (40.09)	150 m :	1:59.17 (43.96)	200 m :	2:36.68 (37.51)	[1:21.47]
4.	VIDEAU Déotille	2009	FRA	CN POLYNESIE	2:38.80	927 pts		
50 m :	34.26 (34.26)	100 m :	1:14.78 (40.52)	150 m :	2:02.30 (47.52)	200 m :	2:38.80 (36.50)	[1:24.02]
5.	LIMAM Yasmine	2010	FRA	C VIKINGS DE ROUEN	2:39.87	913 pts	MPF11	
50 m :	33.85 (33.85)	100 m :	1:15.83 (41.98)	150 m :	2:04.48 (48.65)	200 m :	2:39.87 (35.39)	[1:24.04]
6.	BORNI Inès	2009	FRA	DAUPHINS TOULOUSE OEC	2:40.43	906 pts		
50 m :	34.19 (34.19)	100 m :	1:16.16 (41.97)	150 m :	2:02.77 (46.61)	200 m :	2:40.43 (37.66)	[1:24.27]
7.	TSIA-KING-FUNG Sarah	2009	FRA	ST-DENIS RÉUNION	2:41.67	890 pts		
50 m :	33.53 (33.53)	100 m :	1:16.52 (42.99)	150 m :	2:03.52 (47.00)	200 m :	2:41.67 (38.15)	[1:25.15]
8.	GENNARI Flavia	2009	FRA	OLYMPIC NICE NATATION	2:41.90	888 pts		
50 m :	34.23 (34.23)	100 m :	1:17.18 (42.95)	150 m :	2:04.85 (47.67)	200 m :	2:41.90 (37.05)	[1:24.72]

Finale B : 200 4 Nages Dames - (Jeunes 1 & 2 : 11 - 12 ans)

[J4 : Ma 21/12/2021 - R8]

1.	MESMACQUE Rosalie	2010	FRA	DUNKERQUE NATATION	2:39.99	912 pts	MPF11	
50 m :	34.03 (34.03)	100 m :	1:15.66 (41.63)	150 m :	2:04.21 (48.55)	200 m :	2:39.99 (35.78)	[1:24.33]
2.	LELIEVRE Lilou	2009	FRA	CN MARSEILLE	2:40.63	903 pts		
50 m :	34.28 (34.28)	100 m :	1:15.36 (41.08)	150 m :	2:04.37 (49.01)	200 m :	2:40.63 (36.26)	[1:25.27]
3.	LEFEBVRE Zoé	2009	FRA	LILLE MÉTROPOLE NATATION	2:40.90	900 pts		
50 m :	35.31 (35.31)	100 m :	1:14.93 (39.62)	150 m :	2:05.00 (50.07)	200 m :	2:40.90 (35.90)	[1:25.97]
4.	VARLOTEAUX Camille	2009	FRA	USM SARAN	2:41.51	892 pts		
50 m :	34.35 (34.35)	100 m :	1:17.67 (43.32)	150 m :	2:05.41 (47.74)	200 m :	2:41.51 (36.10)	[1:23.84]
5.	ARCHAMBAULT Océane	2009	FRA	AS MONACO NATATION	2:43.74	865 pts		
50 m :	34.07 (34.07)	100 m :	1:15.50 (41.43)	150 m :	2:06.89 (51.39)	200 m :	2:43.74 (36.85)	[1:28.24]
6.	SANANIKONE Emma	2010	FRA	AQUA VALLÉE-DE-CHEVREUSE	2:44.61	854 pts		
50 m :	34.95 (34.95)	100 m :	1:15.01 (40.06)	150 m :	2:05.08 (50.07)	200 m :	2:44.61 (39.53)	[1:29.60]
7.	MENARD Fiorella	2009	FRA	NANTES NATATION	2:46.15	835 pts		
50 m :	33.30 (33.30)	100 m :	1:17.45 (44.15)	150 m :	2:09.02 (51.57)	200 m :	2:46.15 (37.13)	[1:28.70]
8.	GAUTIER Alwena	2009	FRA	CERCLE DES NAGEURS ST-BRIEUC	2:49.30	797 pts		
50 m :	36.88 (36.88)	100 m :	1:20.42 (43.54)	150 m :	2:12.50 (52.08)	200 m :	2:49.30 (36.80)	[1:28.88]

Séries : 200 4 Nages Dames - (Jeunes 3 : 13 ans)

[J4 : Ma 21/12/2021 - R7]

QFA	1.	AMESCUA Natalia	2008	USA	CNO ST-GERMAIN-EN-LAYE	2:31.82	1018 pts	
50 m :	---	100 m :	---	150 m :	---	200 m :	2:31.82 (2:31.82)	[2:31.82]



Résultats

(Suite) Séries : 200 4 Nages Dames - (Jeunes 3 : 13 ans)

[J4 : Ma 21/12/2021 - R7]

QFA	2.	BRUNELLIERE Colinn-June	2008	FRA	ST-SÉBASTIEN NATATION	2:32.05	1015 pts	
	50 m :	31.91 (31.91)	100 m :	1:12.20 (40.29) [1:12.20]	150 m :	1:56.96 (44.76)	200 m :	2:32.05 (35.09) [1:19.85]
QFB	3.	TINKER Tess	2008	GBR	ANNEMASSE NATATION	2:33.07	1001 pts	
	50 m :	31.11 (31.11)	100 m :	1:09.94 (38.83) [1:09.94]	150 m :	1:56.15 (46.21)	200 m :	2:33.07 (36.92) [1:23.13]
QFA	4.	TOURNAY Sarah	2008	FRA	CNO ST-GERMAIN-EN-LAYE	2:34.00	989 pts	
	50 m :	---	100 m :	---	150 m :	---	200 m :	2:34.00 (2:34.00) [2:34.00]
QFA	5.	RESSENCOURT Mia	2008	FRA	TARBES NAUTIC CLUB	2:34.62	981 pts	
	50 m :	---	100 m :	---	150 m :	---	200 m :	2:34.62 (2:34.62) [2:34.62]
QFA	6.	SANDOVAL Noélie	2008	FRA	CN CÉVENNES ALÈS	2:34.91	977 pts	
	50 m :	33.86 (33.86)	100 m :	1:14.16 (40.30) [1:14.16]	150 m :	1:58.84 (44.68)	200 m :	2:34.91 (36.07) [1:20.75]
QFA	7.	PARENTEAU Maélys	2008	FRA	DAUPHINS TOULOUSE OEC	2:34.97	976 pts	
	50 m :	32.57 (32.57)	100 m :	1:14.49 (41.92) [1:14.49]	150 m :	2:00.57 (46.08)	200 m :	2:34.97 (34.40) [1:20.48]
QFA	8.	LOMBARDO Chloé	2008	FRA	NATATION HOCHFELDEN	2:35.83	965 pts	
	50 m :	33.26 (33.26)	100 m :	1:14.91 (41.65) [1:14.91]	150 m :	1:57.99 (43.08)	200 m :	2:35.83 (37.84) [1:20.92]
QFA	9.	SOLDERMANN Maeva	2008	FRA	DAUPHINS DE ST-LOUIS	2:36.15	961 pts	
	50 m :	---	100 m :	---	150 m :	---	200 m :	2:36.15 (2:36.15) [2:36.15]
QFB	10.	MALINGE Jade	2008	FRA	ANGERS NATATION	2:36.21	960 pts	
	50 m :	32.98 (32.98)	100 m :	1:13.59 (40.61) [1:13.59]	150 m :	2:00.76 (47.17)	200 m :	2:36.21 (35.45) [1:22.62]
QFB	11.	JOTHY Solene	2008	FRA	ASM CHAMALIERES NATATION	2:36.62	955 pts	
	50 m :	31.69 (31.69)	100 m :	1:14.54 (42.85) [1:14.54]	150 m :	2:00.64 (46.10)	200 m :	2:36.62 (35.98) [1:22.08]
QFB	12.	NENIN CARRASCO Kelly	2008	FRA	CN ANTIBES	2:36.89	951 pts	
	50 m :	32.63 (32.63)	100 m :	1:13.37 (40.74) [1:13.37]	150 m :	2:01.06 (47.69)	200 m :	2:36.89 (35.83) [1:23.52]
QFB	13.	JAQUEROD Lilou	2008	FRA	C VIKINGS DE ROUEN	2:37.13	948 pts	
	50 m :	34.24 (34.24)	100 m :	1:14.71 (40.47) [1:14.71]	150 m :	2:01.29 (46.58)	200 m :	2:37.13 (35.84) [1:22.42]
QFB	14.	MANALLAH Ilyana	2008	FRA	GRENOBLE ALP'38	2:37.30	946 pts	
	50 m :	31.87 (31.87)	100 m :	1:11.81 (39.94) [1:11.81]	150 m :	2:02.14 (50.33)	200 m :	2:37.30 (35.16) [1:25.49]
QFB	15.	ADOPO Eline	2008	FRA	DAUPHINS TOULOUSE OEC	2:37.74	940 pts	
	50 m :	31.82 (31.82)	100 m :	1:15.73 (43.91) [1:15.73]	150 m :	2:00.93 (45.20)	200 m :	2:37.74 (36.81) [1:22.01]
QFB	16.	FALLA Prisca	2008	FRA	AAS SARCELLES NATATION 95	2:37.76	940 pts	
	50 m :	36.28 (36.28)	100 m :	1:17.30 (41.02) [1:17.30]	150 m :	2:00.77 (43.47)	200 m :	2:37.76 (36.99) [1:20.46]
	17.	BAKAYOKO Betty	2008	FRA	VAL D'ESSONNE MENNECY AQUA CLU	2:38.16	935 pts	
	50 m :	34.53 (34.53)	100 m :	1:14.94 (40.41) [1:14.94]	150 m :	2:02.72 (47.78)	200 m :	2:38.16 (35.44) [1:23.22]
	18.	BURNET Romane	2008	FRA	STADE OLYMPIQUE CHAMBÉRY	2:38.38	932 pts	
	50 m :	---	100 m :	---	150 m :	---	200 m :	2:38.38 (2:38.38) [2:38.38]
Br	19.	SANGARIA Sarah	2008	FRA	AQUATIC CLUB BOURGES	2:38.73	928 pts	
	50 m :	33.26 (33.26)	100 m :	1:16.09 (42.83) [1:16.09]	150 m :	2:02.41 (46.32)	200 m :	2:38.73 (36.32) [1:22.64]
Br	19.	PARENT Thea	2008	FRA	CN ORANGE	2:38.73	928 pts	
	50 m :	34.63 (34.63)	100 m :	1:15.26 (40.63) [1:15.26]	150 m :	2:02.35 (47.09)	200 m :	2:38.73 (36.38) [1:23.47]
	21.	TANGUY Yuna	2008	FRA	CN COUTANCES	2:38.84	926 pts	
	50 m :	33.13 (33.13)	100 m :	1:12.64 (39.51) [1:12.64]	150 m :	2:02.21 (49.57)	200 m :	2:38.84 (36.63) [1:26.20]
	22.	DARRIGADE Mila	2008	FRA	CN ANTIBES	2:39.38	919 pts	
	50 m :	32.06 (32.06)	100 m :	1:13.35 (41.29) [1:13.35]	150 m :	2:02.97 (49.62)	200 m :	2:39.38 (36.41) [1:26.03]
	23.	MORETTI Angie	2008	FRA	OLYMPIC NICE NATATION	2:39.50	918 pts	
	50 m :	32.44 (32.44)	100 m :	1:13.63 (41.19) [1:13.63]	150 m :	2:01.63 (48.00)	200 m :	2:39.50 (37.87) [1:25.87]
	24.	ARMATOL Garance	2008	FRA	MONTÉLIMAR NAUTIC CLUB	2:39.66	916 pts	
	50 m :	---	100 m :	---	150 m :	---	200 m :	2:39.66 (2:39.66) [2:39.66]
	25.	HOCQUETTE Lily-Jeanne	2008	FRA	ST-DENIS RÉUNION	2:40.50	905 pts	
	50 m :	34.90 (34.90)	100 m :	1:17.79 (42.89) [1:17.79]	150 m :	2:05.56 (47.77)	200 m :	2:40.50 (34.94) [1:22.71]
	26.	DELAIN Melissandre	2008	FRA	ANGERS NATATION	2:40.89	900 pts	
	50 m :	33.01 (33.01)	100 m :	1:15.15 (42.14) [1:15.15]	150 m :	2:02.30 (47.15)	200 m :	2:40.89 (38.59) [1:25.74]
	27.	DIMITRI Lise	2008	FRA	CSN GUYANCOURT	2:41.09	898 pts	
	50 m :	---	100 m :	---	150 m :	---	200 m :	2:41.09 (2:41.09) [2:41.09]
	28.	BOUBET Alycia	2008	FRA	ANNEMASSE NATATION	2:41.12	897 pts	
	50 m :	34.37 (34.37)	100 m :	1:15.22 (40.85) [1:15.22]	150 m :	2:02.79 (47.57)	200 m :	2:41.12 (38.33) [1:25.90]
	29.	POLETTI Maria-Francesca	2008	FRA	G.F.C AJACCIO	2:41.34	895 pts	
	50 m :	33.11 (33.11)	100 m :	1:14.11 (41.00) [1:14.11]	150 m :	2:03.69 (49.58)	200 m :	2:41.34 (37.65) [1:27.23]
	30.	SIMON Julie	2008	FRA	AC MOLSHEIM MUTZIG	2:41.70	890 pts	
	50 m :	34.84 (34.84)	100 m :	1:16.43 (41.59) [1:16.43]	150 m :	2:04.44 (48.01)	200 m :	2:41.70 (37.26) [1:25.27]
	31.	LESEUR Emilie	2008	FRA	ALLIANCE DIJON NATATION	2:45.23	846 pts	
	50 m :	35.62 (35.62)	100 m :	1:19.33 (43.71) [1:19.33]	150 m :	2:09.42 (50.09)	200 m :	2:45.23 (35.81) [1:25.90]
	32.	GUILLERM Enola	2008	FRA	CN VIRY-CHÂTILLON	2:46.04	837 pts	
	50 m :	34.32 (34.32)	100 m :	1:17.16 (42.84) [1:17.16]	150 m :	2:03.99 (46.83)	200 m :	2:46.04 (42.05) [1:28.88]

Résultats

(Suite) Séries : 200 4 Nages Dames - (Jeunes 3 : 13 ans)

[J4 : Ma 21/12/2021 - R7]

33.	BELHACHEMI Manare	2008	FRA	US VAIRES	2:52.24	763 pts	
50 m :	36.70 (36.70)	100 m :	1:24.15 (47.45) [1:24.15]	150 m :	2:12.25 (48.10)	200 m :	2:52.24 (39.99) [1:28.09]
---	BOUCHE DUDOUS Lilou	2008	FRA	CN FONTAINEBLEAU-AVON	DNS dec		

Séries : 200 4 Nages Dames - (Jeunes 1 & 2 : 11 - 12 ans)

[J4 : Ma 21/12/2021 - R7]

QFA	1.	RAVIER Leana	2009	FRA	LILLE MÉTROPOLE NATATION	2:36.21	960 pts
50 m :	34.87 (34.87)	100 m :	1:15.23 (40.36) [1:15.23]	150 m :	2:01.32 (46.09)	200 m :	2:36.21 (34.89) [1:20.98]
QFA	2.	SAUZEAU Lilou	2009	FRA	SN VERSAILLES	2:37.75	940 pts
50 m :	35.06 (35.06)	100 m :	1:15.21 (40.15) [1:15.21]	150 m :	1:59.80 (44.59)	200 m :	2:37.75 (37.95) [1:22.54]
QFA	3.	VIDEAU Déotille	2009	FRA	CN POLYNESIE	2:37.78	940 pts
50 m :	34.16 (34.16)	100 m :	1:15.39 (41.23) [1:15.39]	150 m :	2:02.65 (47.26)	200 m :	2:37.78 (35.13) [1:22.39]
QFA	4.	LELONG Lola	2009	FRA	LILLE MÉTROPOLE NATATION	2:39.18	922 pts
50 m :	---	100 m :	---	150 m :	---	200 m :	2:39.18 (2:39.18) [2:39.18]
QFA	5.	TSIA-KING-FUNG Sarah	2009	FRA	ST-DENIS RÉUNION	2:40.68	903 pts
50 m :	33.09 (33.09)	100 m :	1:16.30 (43.21) [1:16.30]	150 m :	2:02.89 (46.59)	200 m :	2:40.68 (37.79) [1:24.38]
QFA	6.	BORNI Inès	2009	FRA	DAUPHINS TOULOUSE OEC	2:41.73	890 pts
50 m :	34.05 (34.05)	100 m :	1:17.08 (43.03) [1:17.08]	150 m :	2:04.74 (47.66)	200 m :	2:41.73 (36.99) [1:24.65]
QFA	7.	LIMAM Yasmine	2010	FRA	C VIKINGS DE ROUEN	2:42.30	883 pts
50 m :	34.02 (34.02)	100 m :	1:16.59 (42.57) [1:16.59]	150 m :	2:05.06 (48.47)	200 m :	2:42.30 (37.24) [1:25.71]
QFA	8.	GENNARI Flavia	2009	FRA	OLYMPIC NICE NATATION	2:43.23	871 pts
50 m :	34.45 (34.45)	100 m :	1:17.58 (43.13) [1:17.58]	150 m :	2:05.37 (47.79)	200 m :	2:43.23 (37.86) [1:25.65]
QFB	9.	VARLOTEAUX Camille	2009	FRA	USM SARAN	2:44.32	858 pts
50 m :	34.36 (34.36)	100 m :	1:18.10 (43.74) [1:18.10]	150 m :	2:06.62 (48.52)	200 m :	2:44.32 (37.70) [1:26.22]
QFB	10.	MESMACQUE Rosalie	2010	FRA	DUNKERQUE NATATION	2:44.53	855 pts
50 m :	35.15 (35.15)	100 m :	1:17.84 (42.69) [1:17.84]	150 m :	2:07.40 (49.56)	200 m :	2:44.53 (37.13) [1:26.69]
QFB	11.	LELIEVRE Lilou	2009	FRA	CN MARSEILLE	2:45.06	848 pts
50 m :	34.98 (34.98)	100 m :	1:16.03 (41.05) [1:16.03]	150 m :	2:07.68 (51.65)	200 m :	2:45.06 (37.38) [1:29.03]
QFB	12.	LEFEBVRE Zoé	2009	FRA	LILLE MÉTROPOLE NATATION	2:45.66	841 pts
50 m :	36.31 (36.31)	100 m :	1:17.87 (41.56) [1:17.87]	150 m :	2:09.17 (51.30)	200 m :	2:45.66 (36.49) [1:27.79]
QFB	13.	ARCHAMBAULT Océane	2009	FRA	AS MONACO NATATION	2:46.45	832 pts
50 m :	34.77 (34.77)	100 m :	1:16.44 (41.67) [1:16.44]	150 m :	2:08.43 (51.99)	200 m :	2:46.45 (38.02) [1:30.01]
QFB	14.	SANANIKONE Emma	2010	FRA	AQUA VALLÉE-DE-CHEVREUSE	2:46.74	828 pts
50 m :	34.96 (34.96)	100 m :	1:17.21 (42.25) [1:17.21]	150 m :	2:06.64 (49.43)	200 m :	2:46.74 (40.10) [1:29.53]
QFB	15.	GAUTIER Alwena	2009	FRA	CERCLE DES NAGEURS ST-BRIEUC	2:46.93	826 pts
50 m :	36.04 (36.04)	100 m :	1:20.62 (44.58) [1:20.62]	150 m :	2:11.40 (50.78)	200 m :	2:46.93 (35.53) [1:26.31]
QFB	16.	MENARD Fiorella	2009	FRA	NANTES NATATION	2:47.19	823 pts
50 m :	33.27 (33.27)	100 m :	1:17.36 (44.09) [1:17.36]	150 m :	2:08.81 (51.45)	200 m :	2:47.19 (38.38) [1:29.83]
	17.	WUNSCHÉL GELIN Romane	2009	FRA	ALLIANCE DIJON NATATION	2:47.51	819 pts
50 m :	36.04 (36.04)	100 m :	1:18.61 (42.57) [1:18.61]	150 m :	2:09.70 (51.09)	200 m :	2:47.51 (37.81) [1:28.90]
	18.	MOULIN LE LOUARN Sterenn	2009	FRA	AAJB ENTENTE BLOIS	2:47.56	818 pts
50 m :	35.42 (35.42)	100 m :	1:20.11 (44.69) [1:20.11]	150 m :	2:10.48 (50.37)	200 m :	2:47.56 (37.08) [1:27.45]
	19.	LE ROUX Eden	2010	FRA	CN BREST	2:47.62	817 pts
50 m :	37.03 (37.03)	100 m :	1:23.11 (46.08) [1:23.11]	150 m :	2:12.74 (49.63)	200 m :	2:47.62 (34.88) [1:24.51]
	20.	SCHEER Anaëlle	2010	FRA	STADE ST-LAURENT-DU-VAR NAT	2:48.37	809 pts
50 m :	36.50 (36.50)	100 m :	1:20.27 (43.77) [1:20.27]	150 m :	2:09.89 (49.62)	200 m :	2:48.37 (38.48) [1:28.10]
	21.	K'BIDI Sarah-Marie-Elodie	2009	FRA	SUD SAUVAGE NATATION SAINT PHI	2:48.64	805 pts
50 m :	36.32 (36.32)	100 m :	1:20.48 (44.16) [1:20.48]	150 m :	2:10.55 (50.07)	200 m :	2:48.64 (38.09) [1:28.16]
	22.	RAYNAUD Méline	2009	FRA	CN CARCASSONNE	2:48.72	804 pts
50 m :	39.50 (39.50)	100 m :	1:24.38 (44.88) [1:24.38]	150 m :	2:12.92 (48.54)	200 m :	2:48.72 (35.80) [1:24.34]
	23.	DELAMARE Romane	2009	FRA	C VIKINGS DE ROUEN	2:49.08	800 pts
50 m :	36.86 (36.86)	100 m :	1:21.54 (44.68) [1:21.54]	150 m :	2:12.43 (50.89)	200 m :	2:49.08 (36.65) [1:27.54]
	24.	BETTIOUI Ferroudja	2010	FRA	SN MONTGERON	2:50.04	789 pts
50 m :	35.69 (35.69)	100 m :	1:19.19 (43.50) [1:19.19]	150 m :	2:11.49 (52.30)	200 m :	2:50.04 (38.55) [1:30.85]
	25.	VENTURA Vanessa	2010	FRA	C VIKINGS DE ROUEN	2:50.20	787 pts
50 m :	37.33 (37.33)	100 m :	1:20.86 (43.53) [1:20.86]	150 m :	2:12.57 (51.71)	200 m :	2:50.20 (37.63) [1:29.34]
	26.	DERR Louise	2009	FRA	CN SARREGUEMINES	2:50.35	785 pts
50 m :	35.45 (35.45)	100 m :	1:22.72 (47.27) [1:22.72]	150 m :	2:10.33 (47.61)	200 m :	2:50.35 (40.02) [1:27.63]
	27.	BODEMAR-ROUQUETTE Lisa	2009	FRA	C.S MONTERELAIS NATATION	2:50.68	781 pts
50 m :	36.87 (36.87)	100 m :	1:21.66 (44.79) [1:21.66]	150 m :	2:13.53 (51.87)	200 m :	2:50.68 (37.15) [1:29.02]

Résultats

(Suite) Séries : 200 4 Nages Dames - (Jeunes 1 & 2 : 11 - 12 ans)

[J4 : Ma 21/12/2021 - R7]

28.	BLANCHE Victoria	2009	FRA	OLIVET NATATION I'NOX	2:50.76	780 pts	
50 m :	37.61 (37.61)	100 m :	1:21.83 (44.22) [1:21.83]	150 m :	2:12.18 (50.35)	200 m :	2:50.76 (38.58) [1:28.93]
29.	CARBONNIER Mily	2010	FRA	DUNKERQUE NATATION	2:51.48	772 pts	
50 m :	36.36 (36.36)	100 m :	1:20.53 (44.17) [1:20.53]	150 m :	2:10.52 (49.99)	200 m :	2:51.48 (40.96) [1:30.95]
30.	THOREZ Zoé	2009	FRA	LILLE MÉTROPOLE NATATION	2:51.73	769 pts	
50 m :	36.95 (36.95)	100 m :	1:20.51 (43.56) [1:20.51]	150 m :	2:13.21 (52.70)	200 m :	2:51.73 (38.52) [1:31.22]
31.	BORDIER Elsa	2010	FRA	A ASEC NATATION SAINT-PAUL REU	2:53.34	750 pts	
50 m :	36.24 (36.24)	100 m :	1:21.48 (45.24) [1:21.48]	150 m :	2:15.47 (53.99)	200 m :	2:53.34 (37.87) [1:31.86]
32.	DE LAUNAY DE LAPERRIERE Leana	2010	FRA	LA JEANNE NATATION PORT	2:53.39	750 pts	
50 m :	36.94 (36.94)	100 m :	1:22.52 (45.58) [1:22.52]	150 m :	2:13.38 (50.86)	200 m :	2:53.39 (40.01) [1:30.87]
33.	BOUCEIRO Gaétane	2010	FRA	ASM CHAMALIERES NATATION	2:55.18	729 pts	
50 m :	37.45 (37.45)	100 m :	1:21.91 (44.46) [1:21.91]	150 m :	2:14.95 (53.04)	200 m :	2:55.18 (40.23) [1:33.27]
34.	TISSIER Maelie	2010	FRA	MONTCEAU ON	2:59.66	680 pts	
50 m :	40.51 (40.51)	100 m :	1:26.20 (45.69) [1:26.20]	150 m :	2:18.63 (52.43)	200 m :	2:59.66 (41.03) [1:33.46]
---	BARSANTI Juliana	2009	FRA	SN VERSAILLES	DSQ		
---	LARDIER-PUIGDOMENECH Agatha	2009	FRA	C PAUL-BERT RENNES	DNS		

Barrage Finales Barrage : 200 4 Nages Dames

[J4 : Ma 21/12/2021 - R7]

Br	1.	SANGARIA Sarah	2008	FRA	AQUATIC CLUB BOURGES	2:37.97	937 pts	
50 m :		34.12 (34.12)	100 m :	1:16.55 (42.43) [1:16.55]	150 m :	2:02.38 (45.83)	200 m :	2:37.97 (35.59) [1:21.42]
Br	2.	PARENT Thea	2008	FRA	CN ORANGE	2:42.43	881 pts	
50 m :		34.96 (34.96)	100 m :	1:15.99 (41.03) [1:15.99]	150 m :	2:05.41 (49.42)	200 m :	2:42.43 (37.02) [1:26.44]



Résultats

[Cotation FFN]

Records du 200 Nage Libre Messieurs

Meilleures Performances Françaises 14 ans: **1:57.79** DUTRIAX Néo (2007) FRA 21/12/2021 RENNES

Meilleures Performances Françaises 13 ans: **2:02.42**

Meilleures Performances Françaises 12 ans: **2:07.83**

CUMUL : 200 Nage Libre Messieurs - (Jeunes 3 : 14 ans)

[J4 : Ma 21/12/2021 - R8]

1.	DUTRIAX Néo	2007	FRA	OLYMPIC NICE NATATION	3:55.87
2.	AUCLAIR Ilian	2007	FRA	ASM CHAMALIERES NATATION	4:04.37
3.	MOUSSA Adam-Samy	2007	FRA	CNO ST-GERMAIN-EN-LAYE	4:05.11
4.	LEBRETON Auguste	2007	FRA	SPN POITIERS	4:05.19
5.	GUEMBEL Flavio	2007	GER	ASPTT TOULOUSE	4:08.25
6.	AUDOUY Guillaume	2007	FRA	USB LONGWY NATATION	4:09.09
7.	FADDA SAUVAGEOT Roméo-César	2007	FRA	CN CHALON-SUR-SAONE	4:09.77
8.	MEUBRY Simon	2007	FRA	CN BREST	4:12.04
9.	FERNANDEZ Esteban	2007	FRA	ASSOCIATION ORNON NATATION	4:12.08
10.	SIDELSKI Pacôme	2007	FRA	A ASEC NATATION SAINT-PAUL REU	4:12.16
11.	MESROR Yannis	2007	FRA	DAUPHINS TOULOUSE OEC	4:12.20
12.	GUERIN Gabriel	2007	FRA	ALLONNES JEUNESSE SPORTIVE	4:12.57
13.	TAILLADE Clément	2007	FRA	NEPTUNE CLUB DE FRANCE	4:12.63
14.	DUVAUCHELLE Hugo	2007	FRA	AMIENS METROPOLE NAT.	4:13.45
15.	LANCIEN Fabian	2007	FRA	ALENÇON NC	4:13.94
16.	LOVIN Sébastien	2007	FRA	OLYMPIC NICE NATATION	4:14.18

Finale A : 200 Nage Libre Messieurs - (Jeunes 3 : 14 ans)

[J4 : Ma 21/12/2021 - R8]

1.	DUTRIAX Néo	2007	FRA	OLYMPIC NICE NATATION	1:57.79	1124 pts	MPF14
50 m :	27.30 (27.30)	100 m :	57.19 (29.89) [57.19]	150 m :	1:27.60 (30.41)	200 m :	1:57.79 (30.19) [1:00.60]
2.	AUCLAIR Ilian	2007	FRA	ASM CHAMALIERES NATATION	2:01.94	1056 pts	
50 m :	27.57 (27.57)	100 m :	57.93 (30.36) [57.93]	150 m :	1:29.92 (31.99)	200 m :	2:01.94 (32.02) [1:04.01]
3.	LEBRETON Auguste	2007	FRA	SPN POITIERS	2:02.23	1051 pts	
50 m :	28.49 (28.49)	100 m :	59.18 (30.69) [59.18]	150 m :	1:31.24 (32.06)	200 m :	2:02.23 (30.99) [1:03.05]
4.	MOUSSA Adam-Samy	2007	FRA	CNO ST-GERMAIN-EN-LAYE	2:02.46	1047 pts	
50 m :	28.03 (28.03)	100 m :	58.49 (30.46) [58.49]	150 m :	1:30.54 (32.05)	200 m :	2:02.46 (31.92) [1:03.97]
5.	GUEMBEL Flavio	2007	GER	ASPTT TOULOUSE	2:03.73	1027 pts	
50 m :	28.92 (28.92)	100 m :	1:00.35 (31.43) [1:00.35]	150 m :	1:32.10 (31.75)	200 m :	2:03.73 (31.63) [1:03.38]
6.	AUDOUY Guillaume	2007	FRA	USB LONGWY NATATION	2:04.51	1014 pts	
50 m :	27.91 (27.91)	100 m :	59.02 (31.11) [59.02]	150 m :	1:31.74 (32.72)	200 m :	2:04.51 (32.77) [1:05.49]
7.	FADDA SAUVAGEOT Roméo-César	2007	FRA	CN CHALON-SUR-SAONE	2:06.07	990 pts	
50 m :	27.21 (27.21)	100 m :	58.86 (31.65) [58.86]	150 m :	1:32.42 (33.56)	200 m :	2:06.07 (33.65) [1:07.21]
8.	GUERIN Gabriel	2007	FRA	ALLONNES JEUNESSE SPORTIVE	2:07.66	965 pts	
50 m :	29.46 (29.46)	100 m :	1:01.66 (32.20) [1:01.66]	150 m :	1:34.77 (33.11)	200 m :	2:07.66 (32.89) [1:06.00]

Finale B : 200 Nage Libre Messieurs - (Jeunes 3 : 14 ans)

[J4 : Ma 21/12/2021 - R8]

1.	MEUBRY Simon	2007	FRA	CN BREST	2:04.45	1015 pts	
50 m :	28.72 (28.72)	100 m :	1:00.21 (31.49) [1:00.21]	150 m :	1:32.98 (32.77)	200 m :	2:04.45 (31.47) [1:04.24]
2.	SIDELSKI Pacôme	2007	FRA	A ASEC NATATION SAINT-PAUL REU	2:05.84	993 pts	
50 m :	29.00 (29.00)	100 m :	1:01.05 (32.05) [1:01.05]	150 m :	1:33.99 (32.94)	200 m :	2:05.84 (31.85) [1:04.79]
3.	MESROR Yannis	2007	FRA	DAUPHINS TOULOUSE OEC	2:05.92	992 pts	
50 m :	28.89 (28.89)	100 m :	1:01.04 (32.15) [1:01.04]	150 m :	1:33.89 (32.85)	200 m :	2:05.92 (32.03) [1:04.88]
4.	TAILLADE Clément	2007	FRA	NEPTUNE CLUB DE FRANCE	2:06.28	986 pts	
50 m :	28.65 (28.65)	100 m :	1:00.82 (32.17) [1:00.82]	150 m :	1:34.43 (33.61)	200 m :	2:06.28 (31.85) [1:05.46]
5.	LOVIN Sébastien	2007	FRA	OLYMPIC NICE NATATION	2:06.36	985 pts	
50 m :	28.95 (28.95)	100 m :	1:01.34 (32.39) [1:01.34]	150 m :	1:34.09 (32.75)	200 m :	2:06.36 (32.27) [1:05.02]
6.	FERNANDEZ Esteban	2007	FRA	ASSOCIATION ORNON NATATION	2:06.42	984 pts	
50 m :	28.88 (28.88)	100 m :	1:00.85 (31.97) [1:00.85]	150 m :	1:34.01 (33.16)	200 m :	2:06.42 (32.41) [1:05.57]
7.	DUVAUCHELLE Hugo	2007	FRA	AMIENS METROPOLE NAT.	2:06.56	982 pts	
50 m :	29.01 (29.01)	100 m :	1:01.01 (32.00) [1:01.01]	150 m :	1:33.86 (32.85)	200 m :	2:06.56 (32.70) [1:05.55]
8.	LANCIEN Fabian	2007	FRA	ALENÇON NC	2:07.36	969 pts	
50 m :	29.17 (29.17)	100 m :	1:01.97 (32.80) [1:01.97]	150 m :	1:34.75 (32.78)	200 m :	2:07.36 (32.61) [1:05.39]

Résultats

CUMUL : 200 Nage Libre Messieurs - (Jeunes 1 & 2 : 12 - 13 ans)

[J4 : Ma 21/12/2021 - R8]

1.	DUSEIGNEUR Mattia	2008	FRA	LILLE MÉTROPOLE NATATION	4:13.45
2.	SENCE Axel	2008	FRA	LILLE MÉTROPOLE NATATION	4:14.24
3.	BENARBIA Nacim	2008	FRA	FOS NATATION	4:14.81
4.	BUTTARELLI Claudio	2009	ITA	LILLE MÉTROPOLE NATATION	4:15.78
5.	LEVERT Baptiste	2008	FRA	AS VILLENEUVE-LÈS-AVIGNON	4:18.40
6.	CRASSARD Gabriel	2008	FRA	AS MONACO NATATION	4:19.48
7.	DEFOIS-PERNOT Oscar	2008	FRA	CN CHALON-SUR-SAONE	4:21.46
8.	REGA-PEZARD Byron	2008	FRA	OLYMPIC NICE NATATION	4:21.72
9.	BARREAU-LE SOMMER Rémi	2008	FRA	AURAY NATATION	4:22.35
10.	GORLIER Noah	2008	FRA	AC VILLEPINTE	4:23.95
11.	BANTAS Quentin	2008	FRA	RACING CLUB DE FRANCE	4:24.20
12.	PAYET Antoine	2008	FRA	SUD SAUVAGE NATATION SAINT PHI	4:24.24
13.	ROUX Maël	2008	FRA	ALLIANCE NATATION BESANCON	4:24.98
14.	MARIANI Pierre-Orso	2008	FRA	CNO ST-GERMAIN-EN-LAYE	4:25.64
15.	GRABKOWIAK Luka	2008	FRA	CANARDS LA ROCHELLE	4:27.75
16.	MOUTARDIER Louis	2009	FRA	CN CAMBRAI	4:28.34

Finale A : 200 Nage Libre Messieurs - (Jeunes 1 & 2 : 12 - 13 ans)

[J4 : Ma 21/12/2021 - R8]

1.	BENARBIA Nacim	2008	FRA	FOS NATATION	2:05.97	991 pts	
50 m :	29.20 (29.20)	100 m :	1:01.16 (31.96)	150 m :	1:33.99 (32.83)	200 m :	2:05.97 (31.98)
2.	DUSEIGNEUR Mattia	2008	FRA	LILLE MÉTROPOLE NATATION	2:06.59	981 pts	
50 m :	30.56 (30.56)	100 m :	1:03.44 (32.88)	150 m :	1:35.99 (32.55)	200 m :	2:06.59 (30.60)
3.	SENCE Axel	2008	FRA	LILLE MÉTROPOLE NATATION	2:07.04	974 pts	
50 m :	30.41 (30.41)	100 m :	1:03.59 (33.18)	150 m :	1:36.43 (32.84)	200 m :	2:07.04 (30.61)
4.	LEVERT Baptiste	2008	FRA	AS VILLENEUVE-LÈS-AVIGNON	2:07.20	972 pts	
50 m :	30.07 (30.07)	100 m :	1:02.41 (32.34)	150 m :	1:35.55 (33.14)	200 m :	2:07.20 (31.65)
5.	BUTTARELLI Claudio	2009	ITA	LILLE MÉTROPOLE NATATION	2:07.47	968 pts	
50 m :	31.30 (31.30)	100 m :	1:05.14 (33.84)	150 m :	1:36.75 (31.61)	200 m :	2:07.47 (30.72)
6.	CRASSARD Gabriel	2008	FRA	AS MONACO NATATION	2:09.59	935 pts	
50 m :	30.65 (30.65)	100 m :	1:04.15 (33.50)	150 m :	1:37.89 (33.74)	200 m :	2:09.59 (31.70)
7.	REGA-PEZARD Byron	2008	FRA	OLYMPIC NICE NATATION	2:09.84	931 pts	
50 m :	30.02 (30.02)	100 m :	1:03.60 (33.58)	150 m :	1:37.95 (34.35)	200 m :	2:09.84 (31.89)
8.	DEFOIS-PERNOT Oscar	2008	FRA	CN CHALON-SUR-SAONE	2:10.44	922 pts	
50 m :	29.75 (29.75)	100 m :	1:03.18 (33.43)	150 m :	1:36.75 (33.57)	200 m :	2:10.44 (33.69)

Finale B : 200 Nage Libre Messieurs - (Jeunes 1 & 2 : 12 - 13 ans)

[J4 : Ma 21/12/2021 - R8]

1.	BARREAU-LE SOMMER Rémi	2008	FRA	AURAY NATATION	2:10.44	922 pts	
50 m :	30.10 (30.10)	100 m :	1:03.79 (33.69)	150 m :	1:37.99 (34.20)	200 m :	2:10.44 (32.45)
2.	PAYET Antoine	2008	FRA	SUD SAUVAGE NATATION SAINT PHI	2:11.02	913 pts	
50 m :	30.27 (30.27)	100 m :	1:03.29 (33.02)	150 m :	1:37.70 (34.41)	200 m :	2:11.02 (33.32)
3.	GORLIER Noah	2008	FRA	AC VILLEPINTE	2:11.16	911 pts	
50 m :	30.87 (30.87)	100 m :	1:04.64 (33.77)	150 m :	1:38.96 (34.32)	200 m :	2:11.16 (32.20)
4.	ROUX Maël	2008	FRA	ALLIANCE NATATION BESANCON	2:11.31	909 pts	
50 m :	30.14 (30.14)	100 m :	1:03.61 (33.47)	150 m :	1:37.94 (34.33)	200 m :	2:11.31 (33.37)
5.	BANTAS Quentin	2008	FRA	RACING CLUB DE FRANCE	2:11.35	908 pts	
50 m :	30.41 (30.41)	100 m :	1:03.67 (33.26)	150 m :	1:38.36 (34.69)	200 m :	2:11.35 (32.99)
6.	MARIANI Pierre-Orso	2008	FRA	CNO ST-GERMAIN-EN-LAYE	2:12.87	886 pts	
50 m :	30.20 (30.20)	100 m :	1:04.31 (34.11)	150 m :	1:38.82 (34.51)	200 m :	2:12.87 (34.05)
7.	GRABKOWIAK Luka	2008	FRA	CANARDS LA ROCHELLE	2:13.87	871 pts	
50 m :	30.49 (30.49)	100 m :	1:04.59 (34.10)	150 m :	1:39.79 (35.20)	200 m :	2:13.87 (34.08)
8.	MOUTARDIER Louis	2009	FRA	CN CAMBRAI	2:14.52	861 pts	
50 m :	30.56 (30.56)	100 m :	1:04.76 (34.20)	150 m :	1:40.31 (35.55)	200 m :	2:14.52 (34.21)

Séries : 200 Nage Libre Messieurs - (Jeunes 3 : 14 ans)

[J4 : Ma 21/12/2021 - R7]

QFA	1.	DUTRIAUX Néo	2007	FRA	OLYMPIC NICE NATATION	1:58.08	1119 pts
50 m :	27.10 (27.10)	100 m :	56.84 (29.74)	150 m :	1:27.78 (30.94)	200 m :	1:58.08 (30.30)

Résultats

(Suite) Séries : 200 Nage Libre Messieurs - (Jeunes 3 : 14 ans)

[J4 : Ma 21/12/2021 - R7]

QFA	2.	AUCLAIR Ilian	2007	FRA	ASM CHAMALIERES NATATION	2:02.43	1048 pts	
	50 m :	27.49 (27.49)	100 m :	57.44 (29.95) [57.44]	150 m :	1:29.42 (31.98)	200 m :	2:02.43 (33.01) [1:04.99]
QFA	3.	MOUSSA Adam-Samy	2007	FRA	CNO ST-GERMAIN-EN-LAYE	2:02.65	1044 pts	
	50 m :	28.34 (28.34)	100 m :	58.53 (30.19) [58.53]	150 m :	1:30.52 (31.99)	200 m :	2:02.65 (32.13) [1:04.12]
QFA	4.	LEBRETON Auguste	2007	FRA	SPN POITIERS	2:02.96	1039 pts	
	50 m :	27.84 (27.84)	100 m :	58.79 (30.95) [58.79]	150 m :	1:30.96 (32.17)	200 m :	2:02.96 (32.00) [1:04.17]
QFA	5.	FADDA SAUVAGEOT Roméo-César	2007	FRA	CN CHALON-SUR-SAONE	2:03.70	1027 pts	
	50 m :	27.87 (27.87)	100 m :	59.27 (31.40) [59.27]	150 m :	1:31.90 (32.63)	200 m :	2:03.70 (31.80) [1:04.43]
QFA	6.	GUEMBEL Flavio	2007	GER	ASPTT TOULOUSE	2:04.52	1014 pts	
	50 m :	28.04 (28.04)	100 m :	59.86 (31.82) [59.86]	150 m :	1:33.02 (33.16)	200 m :	2:04.52 (31.50) [1:04.66]
QFA	7.	AUDOUY Guillaume	2007	FRA	USB LONGWY NATATION	2:04.58	1013 pts	
	50 m :	28.10 (28.10)	100 m :	59.71 (31.61) [59.71]	150 m :	1:31.95 (32.24)	200 m :	2:04.58 (32.63) [1:04.87]
QFA	8.	GUERIN Gabriel	2007	FRA	ALLONNES JEUNESSE SPORTIVE	2:04.91	1008 pts	
	50 m :	28.76 (28.76)	100 m :	1:00.09 (31.33) [1:00.09]	150 m :	1:32.70 (32.61)	200 m :	2:04.91 (32.21) [1:04.82]
QFB	9.	FERNANDEZ Esteban	2007	FRA	ASSOCIATION ORNON NATATION	2:05.66	996 pts	
	50 m :	28.72 (28.72)	100 m :	1:00.45 (31.73) [1:00.45]	150 m :	1:32.97 (32.52)	200 m :	2:05.66 (32.69) [1:05.21]
QFB	10.	MESROR Yannis	2007	FRA	DAUPHINS TOULOUSE OEC	2:06.28	986 pts	
	50 m :	28.90 (28.90)	100 m :	1:00.80 (31.90) [1:00.80]	150 m :	1:33.85 (33.05)	200 m :	2:06.28 (32.43) [1:05.48]
QFB	11.	SIDELSKI Pacôme	2007	FRA	A ASEC NATATION SAINT-PAUL REU	2:06.32	986 pts	
	50 m :	28.79 (28.79)	100 m :	1:00.72 (31.93) [1:00.72]	150 m :	1:35.06 (34.34)	200 m :	2:06.32 (31.26) [1:05.60]
QFB	12.	TAILLADE Clément	2007	FRA	NEPTUNE CLUB DE FRANCE	2:06.35	985 pts	
	50 m :	28.10 (28.10)	100 m :	59.76 (31.66) [59.76]	150 m :	1:32.85 (33.09)	200 m :	2:06.35 (33.50) [1:06.59]
QFB	13.	LANCIEN Fabian	2007	FRA	ALENÇON NC	2:06.58	982 pts	
	50 m :	27.79 (27.79)	100 m :	59.59 (31.80) [59.59]	150 m :	1:33.79 (34.20)	200 m :	2:06.58 (32.79) [1:06.99]
QFB	14.	DUVAUCHELLE Hugo	2007	FRA	AMIENS METROPOLE NAT.	2:06.89	977 pts	
	50 m :	28.21 (28.21)	100 m :	1:00.16 (31.95) [1:00.16]	150 m :	1:33.48 (33.32)	200 m :	2:06.89 (33.41) [1:06.73]
QFB	15.	MEUBRY Simon	2007	FRA	CN BREST	2:07.59	966 pts	
	50 m :	28.45 (28.45)	100 m :	1:00.99 (32.54) [1:00.99]	150 m :	1:35.07 (34.08)	200 m :	2:07.59 (32.52) [1:06.60]
QFB	16.	LOVIN Sébastien	2007	FRA	OLYMPIC NICE NATATION	2:07.82	962 pts	
	50 m :	29.27 (29.27)	100 m :	1:01.27 (32.00) [1:01.27]	150 m :	1:35.33 (34.06)	200 m :	2:07.82 (32.49) [1:06.55]
	17.	PUECH Thibault	2007	FRA	CN POSSESSION	2:07.91	961 pts	
	50 m :	28.48 (28.48)	100 m :	1:00.40 (31.92) [1:00.40]	150 m :	1:34.19 (33.79)	200 m :	2:07.91 (33.72) [1:07.51]
	18.	LECOQUIERRE Yann	2007	FRA	DAUPHINS ROMANAIS PÉAGEOIS	2:08.15	957 pts	
	50 m :	29.89 (29.89)	100 m :	1:02.17 (32.28) [1:02.17]	150 m :	1:35.17 (33.00)	200 m :	2:08.15 (32.98) [1:05.98]
	19.	MALERBAUD LEYRIS Esteban	2007	FRA	OLYMPIC NICE NATATION	2:08.29	955 pts	
	50 m :	29.36 (29.36)	100 m :	1:01.48 (32.12) [1:01.48]	150 m :	1:35.52 (34.04)	200 m :	2:08.29 (32.77) [1:06.81]
	20.	SCHNEIDER Hector	2007	FRA	DAUPHINS OBERNAI	2:08.32	955 pts	
	50 m :	29.23 (29.23)	100 m :	1:01.61 (32.38) [1:01.61]	150 m :	1:35.28 (33.67)	200 m :	2:08.32 (33.04) [1:06.71]
	21.	RAYNAUD Jules	2007	FRA	AVENIR MURET NATATION	2:08.38	954 pts	
	50 m :	29.29 (29.29)	100 m :	1:01.20 (31.91) [1:01.20]	150 m :	1:34.79 (33.59)	200 m :	2:08.38 (33.59) [1:07.18]
	22.	D'AGOSTINO Loris	2007	FRA	CN MARSEILLE	2:08.45	953 pts	
	50 m :	29.02 (29.02)	100 m :	1:01.04 (32.02) [1:01.04]	150 m :	1:34.64 (33.60)	200 m :	2:08.45 (33.81) [1:07.41]
	23.	ECK Rafael	2007	FRA	CNS VALLAURIS	2:08.58	951 pts	
	50 m :	29.24 (29.24)	100 m :	1:01.28 (32.04) [1:01.28]	150 m :	1:35.37 (34.09)	200 m :	2:08.58 (33.21) [1:07.30]
	24.	TORRE Joseph	2007	ITA	AS MONACO NATATION	2:08.61	950 pts	
	50 m :	29.75 (29.75)	100 m :	1:02.55 (32.80) [1:02.55]	150 m :	1:36.05 (33.50)	200 m :	2:08.61 (32.56) [1:06.06]
	25.	PELAGATTI Marc-Aurel	2007	FRA	C.N DU FLORIVAL	2:08.76	948 pts	
	50 m :	28.58 (28.58)	100 m :	1:01.11 (32.53) [1:01.11]	150 m :	1:35.27 (34.16)	200 m :	2:08.76 (33.49) [1:07.65]
	26.	DELPECH Alexis	2007	FRA	AC HYÈRES	2:08.86	946 pts	
	50 m :	28.85 (28.85)	100 m :	1:01.98 (33.13) [1:01.98]	150 m :	1:36.85 (34.87)	200 m :	2:08.86 (32.01) [1:06.88]
	27.	HILTBRAND Léo	2007	FRA	CN CHALON-SUR-SAONE	2:08.90	946 pts	
	50 m :	29.66 (29.66)	100 m :	1:02.93 (33.27) [1:02.93]	150 m :	1:35.92 (32.99)	200 m :	2:08.90 (32.98) [1:05.97]
	28.	STRAZZABOSCO Quentin	2007	FRA	CN ANTIBES	2:08.98	944 pts	
	50 m :	30.10 (30.10)	100 m :	1:03.11 (33.01) [1:03.11]	150 m :	1:36.55 (33.44)	200 m :	2:08.98 (32.43) [1:05.87]
	29.	REGNIER Yanis	2007	FRA	GRENOBLE ALP'38	2:09.94	930 pts	
	50 m :	29.63 (29.63)	100 m :	1:02.57 (32.94) [1:02.57]	150 m :	1:36.52 (33.95)	200 m :	2:09.94 (33.42) [1:07.37]
	30.	ALLAIN Benjamin	2007	FRA	DINAN NATATION SAUVETAGE	2:10.01	929 pts	
	50 m :	29.87 (29.87)	100 m :	1:02.79 (32.92) [1:02.79]	150 m :	1:36.66 (33.87)	200 m :	2:10.01 (33.35) [1:07.22]
	31.	MALFAIT Téo	2007	FRA	NAT VILLEFRANCHE EN BEAUJOLAIS	2:10.16	926 pts	
	50 m :	28.88 (28.88)	100 m :	1:01.86 (32.98) [1:01.86]	150 m :	1:36.30 (34.44)	200 m :	2:10.16 (33.86) [1:08.30]
	32.	KINTZ Matthieu	2007	FRA	CNP DE SAINT-LO	2:10.31	924 pts	
	50 m :	29.65 (29.65)	100 m :	1:02.62 (32.97) [1:02.62]	150 m :	1:36.91 (34.29)	200 m :	2:10.31 (33.40) [1:07.69]

Résultats

(Suite) Séries : 200 Nage Libre Messieurs - (Jeunes 3 : 14 ans)

[J4 : Ma 21/12/2021 - R7]

33.	TSIA-KING-FUNG Raphael	2007	FRA	ST-DENIS RÉUNION	2:10.39	923 pts	
50 m :	29.85 (29.85)	100 m :	1:02.67 (32.82) [1:02.67]	150 m :	1:36.35 (33.68)	200 m :	2:10.39 (34.04) [1:07.72]
34.	LENORRY Lucas	2007	FRA	CN COUTANCES	2:10.81	917 pts	
50 m :	30.08 (30.08)	100 m :	1:03.82 (33.74) [1:03.82]	150 m :	1:38.36 (34.54)	200 m :	2:10.81 (32.45) [1:06.99]
35.	SBRAGGIA Lisandru	2007	FRA	CANET 66 NATATION	2:10.82	916 pts	
50 m :	29.09 (29.09)	100 m :	1:02.44 (33.35) [1:02.44]	150 m :	1:37.50 (35.06)	200 m :	2:10.82 (33.32) [1:08.38]
36.	GARIN-COUPILLAUD Timothee	2007	FRA	MULHOUSE ON	2:10.96	914 pts	
50 m :	29.92 (29.92)	100 m :	1:04.01 (34.09) [1:04.01]	150 m :	1:38.67 (34.66)	200 m :	2:10.96 (32.29) [1:06.95]
37.	PERAN Noham	2007	FRA	CN MORLAIX	2:11.52	906 pts	
50 m :	29.00 (29.00)	100 m :	1:01.87 (32.87) [1:01.87]	150 m :	1:36.80 (34.93)	200 m :	2:11.52 (34.72) [1:09.65]
38.	EL MOUDIR Ayyoub	2007	FRA	ES MASSY NATATION	2:11.54	906 pts	
50 m :	30.67 (30.67)	100 m :	1:04.06 (33.39) [1:04.06]	150 m :	1:38.22 (34.16)	200 m :	2:11.54 (33.32) [1:07.48]
39.	DELEBASSEE Julien	2007	FRA	AMBERIEU NAT BUGEY COTIERE	2:12.08	897 pts	
50 m :	29.77 (29.77)	100 m :	1:04.04 (34.27) [1:04.04]	150 m :	1:39.01 (34.97)	200 m :	2:12.08 (33.07) [1:08.04]
40.	SALLE Nino	2007	FRA	CS MELLE	2:12.17	896 pts	
50 m :	28.83 (28.83)	100 m :	1:02.15 (33.32) [1:02.15]	150 m :	1:36.60 (34.45)	200 m :	2:12.17 (35.57) [1:10.02]
41.	DENNY-HALLER Noah	2007	FRA	ERSTEIN AQUATIC CLUB	2:12.47	892 pts	
50 m :	31.48 (31.48)	100 m :	1:05.44 (33.96) [1:05.44]	150 m :	1:40.18 (34.74)	200 m :	2:12.47 (32.29) [1:07.03]
42.	GARCIN Joey-Rubens	2007	FRA	VICHY VAL D'ALLIER NATATION	2:12.87	886 pts	
50 m :	29.79 (29.79)	100 m :	1:03.20 (33.41) [1:03.20]	150 m :	1:38.76 (35.56)	200 m :	2:12.87 (34.11) [1:09.67]
43.	SCHERER Maxime	2007	FRA	AMIENS METROPOLE NAT.	2:15.77	843 pts	
50 m :	29.38 (29.38)	100 m :	1:04.10 (34.72) [1:04.10]	150 m :	1:40.06 (35.96)	200 m :	2:15.77 (35.71) [1:11.67]
44.	JULIE Ridwane	2007	FRA	CLUB DES NAGEURS DE SAINT-LEU	2:16.38	834 pts	
50 m :	30.55 (30.55)	100 m :	1:04.57 (34.02) [1:04.57]	150 m :	1:40.91 (36.34)	200 m :	2:16.38 (35.47) [1:11.81]
---	LOPEZ Thibaut	2007	FRA	ALLIANCE DIJON NATATION	DNS dec		
---	MALEAU Christophe	2007	FRA	LONGVILLIERS CLUB	DNS dec		

Séries : 200 Nage Libre Messieurs - (Jeunes 1 & 2 : 12 - 13 ans)

[J4 : Ma 21/12/2021 - R7]

QFA	1.	DUSEIGNEUR Mattia	2008	FRA	LILLE MÉTROPOLE NATATION	2:06.86	977 pts
50 m :	30.05 (30.05)	100 m :	1:02.45 (32.40) [1:02.45]	150 m :	1:36.02 (33.57)	200 m :	2:06.86 (30.84) [1:04.41]
QFA	2.	SENCE Axel	2008	FRA	LILLE MÉTROPOLE NATATION	2:07.20	972 pts
50 m :	29.93 (29.93)	100 m :	1:02.57 (32.64) [1:02.57]	150 m :	1:35.74 (33.17)	200 m :	2:07.20 (31.46) [1:04.63]
QFA	3.	BUTTARELLI Claudio	2009	ITA	LILLE MÉTROPOLE NATATION	2:08.31	955 pts
50 m :	31.46 (31.46)	100 m :	1:05.41 (33.95) [1:05.41]	150 m :	1:37.69 (32.28)	200 m :	2:08.31 (30.62) [1:02.90]
QFA	4.	BENARBIA Nacim	2008	FRA	FOS NATATION	2:08.84	947 pts
50 m :	29.61 (29.61)	100 m :	1:02.60 (32.99) [1:02.60]	150 m :	1:35.62 (33.02)	200 m :	2:08.84 (33.22) [1:06.24]
QFA	5.	CRASSARD Gabriel	2008	FRA	AS MONACO NATATION	2:09.89	930 pts
50 m :	30.25 (30.25)	100 m :	1:04.44 (34.19) [1:04.44]	150 m :	1:38.50 (34.06)	200 m :	2:09.89 (31.39) [1:05.45]
QFA	6.	DEFOIS-PERNOT Oscar	2008	FRA	CN CHALON-SUR-SAONE	2:11.02	913 pts
50 m :	29.42 (29.42)	100 m :	1:02.55 (33.13) [1:02.55]	150 m :	1:36.73 (34.18)	200 m :	2:11.02 (34.29) [1:08.47]
QFA	7.	LEVERT Baptiste	2008	FRA	AS VILLENEUVE-LÈS-AVIGNON	2:11.20	911 pts
50 m :	29.76 (29.76)	100 m :	1:02.63 (32.87) [1:02.63]	150 m :	1:37.65 (35.02)	200 m :	2:11.20 (33.55) [1:08.57]
QFA	8.	REGA-PEZARD Byron	2008	FRA	OLYMPIC NICE NATATION	2:11.88	900 pts
50 m :	29.67 (29.67)	100 m :	1:03.40 (33.73) [1:03.40]	150 m :	1:38.45 (35.05)	200 m :	2:11.88 (33.43) [1:08.48]
QFB	9.	BARREAU-LE SOMMER Rémi	2008	FRA	AURAY NATATION	2:11.91	900 pts
50 m :	29.57 (29.57)	100 m :	1:03.55 (33.98) [1:03.55]	150 m :	1:38.24 (34.69)	200 m :	2:11.91 (33.67) [1:08.36]
QFB	10.	MARIANI Pierre-Orso	2008	FRA	CNO ST-GERMAIN-EN-LAYE	2:12.77	887 pts
50 m :	29.65 (29.65)	100 m :	1:03.33 (33.68) [1:03.33]	150 m :	1:38.63 (35.30)	200 m :	2:12.77 (34.14) [1:09.44]
QFB	11.	GORLIER Noah	2008	FRA	AC VILLEPINTE	2:12.79	887 pts
50 m :	29.63 (29.63)	100 m :	1:03.32 (33.69) [1:03.32]	150 m :	1:38.91 (35.59)	200 m :	2:12.79 (33.88) [1:09.47]
QFB	12.	BANTAS Quentin	2008	FRA	RACING CLUB DE FRANCE	2:12.85	886 pts
50 m :	31.21 (31.21)	100 m :	1:04.26 (33.05) [1:04.26]	150 m :	1:37.92 (33.66)	200 m :	2:12.85 (34.93) [1:08.59]
QFB	13.	TOMAS Léo	2008	FRA	SN VERSAILLES	2:12.97	884 pts
50 m :	30.33 (30.33)	100 m :	1:03.69 (33.36) [1:03.69]	150 m :	1:38.41 (34.72)	200 m :	2:12.97 (34.56) [1:09.28]
QFB	14.	PAYET Antoine	2008	FRA	SUD SAUVAGE NATATION SAINT PHI	2:13.22	880 pts
50 m :	30.45 (30.45)	100 m :	1:03.25 (32.80) [1:03.25]	150 m :	1:37.76 (34.51)	200 m :	2:13.22 (35.46) [1:09.97]
QFB	15.	ROUX Maël	2008	FRA	ALLIANCE NATATION BESANCON	2:13.67	874 pts
50 m :	29.98 (29.98)	100 m :	1:04.38 (34.40) [1:04.38]	150 m :	1:39.47 (35.09)	200 m :	2:13.67 (34.20) [1:09.29]
QFB	16.	MOUTARDIER Louis	2009	FRA	CN CAMBRAI	2:13.82	872 pts
50 m :	30.33 (30.33)	100 m :	1:04.53 (34.20) [1:04.53]	150 m :	1:39.86 (35.33)	200 m :	2:13.82 (33.96) [1:09.29]

Résultats

(Suite) Séries : 200 Nage Libre Messieurs - (Jeunes 1 & 2 : 12 - 13 ans)

[J4 : Ma 21/12/2021 - R7]

17.	GRABKOWIAK Luka	2008	FRA	CANARDS LA ROCHELLE	2:13.88	871 pts	
50 m :	30.54 (30.54)	100 m :	1:04.80 (34.26) [1:04.80]	150 m :	1:40.39 (35.59)	200 m :	2:13.88 (33.49) [1:09.08]
18.	LAVITOLA Matteo	2008	FRA	CN ANTIBES	2:14.26	865 pts	
50 m :	29.85 (29.85)	100 m :	1:04.62 (34.77) [1:04.62]	150 m :	1:39.94 (35.32)	200 m :	2:14.26 (34.32) [1:09.64]
19.	BRUSQUE Remi	2008	FRA	GRAND RODEZ NATATION	2:14.35	864 pts	
50 m :	30.79 (30.79)	100 m :	1:04.68 (33.89) [1:04.68]	150 m :	1:40.60 (35.92)	200 m :	2:14.35 (33.75) [1:09.67]
20.	CRISTOFINI Sauveur	2009	FRA	PAYS D'AIX NATATION	2:14.52	861 pts	
50 m :	31.28 (31.28)	100 m :	1:05.64 (34.36) [1:05.64]	150 m :	1:40.77 (35.13)	200 m :	2:14.52 (33.75) [1:08.88]
21.	FROMENT Owen	2008	FRA	JEANNE D'ARC DRANCY	2:14.55	861 pts	
50 m :	29.91 (29.91)	100 m :	1:03.67 (33.76) [1:03.67]	150 m :	1:39.39 (35.72)	200 m :	2:14.55 (35.16) [1:10.88]
22.	PETITFRÈRE Théo	2008	FRA	RACING CLUB ARRAS	2:14.68	859 pts	
50 m :	29.68 (29.68)	100 m :	1:03.27 (33.59) [1:03.27]	150 m :	1:39.17 (35.90)	200 m :	2:14.68 (35.51) [1:11.41]
23.	RODRIGUEZ Noah	2008	FRA	DAUPHINS TOULOUSE OEC	2:14.99	854 pts	
50 m :	30.84 (30.84)	100 m :	1:05.12 (34.28) [1:05.12]	150 m :	1:41.05 (35.93)	200 m :	2:14.99 (33.94) [1:09.87]
24.	JAEGY Julien	2009	FRA	DAUPHINS DE ST-LOUIS	2:15.05	854 pts	
50 m :	29.64 (29.64)	100 m :	1:04.21 (34.57) [1:04.21]	150 m :	1:40.73 (36.52)	200 m :	2:15.05 (34.32) [1:10.84]
25.	CHAUVEY Mathis	2008	FRA	AC HYÈRES	2:15.08	853 pts	
50 m :	31.35 (31.35)	100 m :	1:06.23 (34.88) [1:06.23]	150 m :	1:41.92 (35.69)	200 m :	2:15.08 (33.16) [1:08.85]
26.	ROUAN Quentin	2008	FRA	GRENOBLE ALP'38	2:15.10	853 pts	
50 m :	30.84 (30.84)	100 m :	1:05.98 (35.14) [1:05.98]	150 m :	1:41.66 (35.68)	200 m :	2:15.10 (33.44) [1:09.12]
27.	GRUNDHEBER Maxence	2008	FRA	SC THIONVILLE	2:15.11	853 pts	
50 m :	30.14 (30.14)	100 m :	1:03.38 (33.24) [1:03.38]	150 m :	1:38.85 (35.47)	200 m :	2:15.11 (36.26) [1:11.73]
28.	PELLE Luca-Alexandru	2009	BEL	DENAIN NAT. PORTE DU HAINAUT	2:15.61	845 pts	
50 m :	30.58 (30.58)	100 m :	1:04.93 (34.35) [1:04.93]	150 m :	1:40.81 (35.88)	200 m :	2:15.61 (34.80) [1:10.68]
29.	MAJCHER Marius	2008	FRA	CN LE PLESSIS-ROBINSON	2:15.99	840 pts	
50 m :	30.93 (30.93)	100 m :	1:06.35 (35.42) [1:06.35]	150 m :	1:42.15 (35.80)	200 m :	2:15.99 (33.84) [1:09.64]
30.	BOUHADIBA Anes	2009	ALG	DUNKERQUE NATATION	2:16.53	832 pts	
50 m :	30.83 (30.83)	100 m :	1:05.08 (34.25) [1:05.08]	150 m :	1:40.72 (35.64)	200 m :	2:16.53 (35.81) [1:11.45]
31.	BOISTOL Wilfrid	2008	FRA	FRANCOIS NATATION CLUB	2:16.56	832 pts	
50 m :	30.67 (30.67)	100 m :	1:04.94 (34.27) [1:04.94]	150 m :	1:41.04 (36.10)	200 m :	2:16.56 (35.52) [1:11.62]
32.	MULLER Romain	2008	FRA	PAYS D'AIX NATATION	2:17.24	822 pts	
50 m :	30.36 (30.36)	100 m :	1:04.94 (34.58) [1:04.94]	150 m :	1:41.07 (36.13)	200 m :	2:17.24 (36.17) [1:12.30]
33.	BIDA Mohamed Anis	2009	TUN	OLYMPIQUE LA GARENNE-COLOMBES	2:17.65	816 pts	
50 m :	31.11 (31.11)	100 m :	1:05.72 (34.61) [1:05.72]	150 m :	1:42.17 (36.45)	200 m :	2:17.65 (35.48) [1:11.93]
34.	BOUVIER Alexandre	2008	FRA	CN CANNES	2:17.70	815 pts	
50 m :	31.11 (31.11)	100 m :	1:06.18 (35.07) [1:06.18]	150 m :	1:42.57 (36.39)	200 m :	2:17.70 (35.13) [1:11.52]
35.	GOMEZ Esteban	2009	FRA	GRAND RODEZ NATATION	2:18.10	810 pts	
50 m :	31.85 (31.85)	100 m :	1:07.12 (35.27) [1:07.12]	150 m :	1:42.74 (35.62)	200 m :	2:18.10 (35.36) [1:10.98]
36.	MATHIEU Romain	2008	FRA	SC LANEUVEVILLE	2:18.34	806 pts	
50 m :	31.33 (31.33)	100 m :	1:06.99 (35.66) [1:06.99]	150 m :	1:43.92 (36.93)	200 m :	2:18.34 (34.42) [1:11.35]
Br 37.	BEKAERT Mathys	2009	FRA	DUNKERQUE NATATION	2:18.37	806 pts	
50 m :	31.60 (31.60)	100 m :	1:06.83 (35.23) [1:06.83]	150 m :	1:42.98 (36.15)	200 m :	2:18.37 (35.39) [1:11.54]
Br 37.	PATRON Lucas	2008	FRA	NEPTUNE CLUB LORRAIN	2:18.37	806 pts	
50 m :	31.96 (31.96)	100 m :	1:06.70 (34.74) [1:06.70]	150 m :	1:42.27 (35.57)	200 m :	2:18.37 (36.10) [1:11.67]
39.	THIRIOT Anthony	2008	FRA	ST-DENIS RÉUNION	2:18.53	803 pts	
50 m :	31.65 (31.65)	100 m :	1:07.51 (35.86) [1:07.51]	150 m :	1:44.84 (37.33)	200 m :	2:18.53 (33.69) [1:11.02]
40.	DRYEPONDT Simon	2009	FRA	GRAVELINES NATATION	2:18.62	802 pts	
50 m :	31.62 (31.62)	100 m :	1:06.70 (35.08) [1:06.70]	150 m :	1:42.78 (36.08)	200 m :	2:18.62 (35.84) [1:11.92]
41.	MIRONNEAU Paul	2008	FRA	CLUB DES NAGEURS DE PARIS	2:18.69	801 pts	
50 m :	30.43 (30.43)	100 m :	1:05.58 (35.15) [1:05.58]	150 m :	1:43.01 (37.43)	200 m :	2:18.69 (35.68) [1:13.11]
42.	GUNTZBERGER Matthias	2009	FRA	SN VERSAILLES	2:18.76	800 pts	
50 m :	32.13 (32.13)	100 m :	1:08.15 (36.02) [1:08.15]	150 m :	1:44.40 (36.25)	200 m :	2:18.76 (34.36) [1:10.61]
43.	VILLESANGE Maxime	2008	FRA	SN MONTGERON	2:18.88	799 pts	
50 m :	30.83 (30.83)	100 m :	1:05.50 (34.67) [1:05.50]	150 m :	1:42.08 (36.58)	200 m :	2:18.88 (36.80) [1:13.38]
44.	RICCIO Mathias	2009	FRA	MULHOUSE ON	2:19.31	792 pts	
50 m :	31.60 (31.60)	100 m :	1:06.70 (35.10) [1:06.70]	150 m :	1:43.11 (36.41)	200 m :	2:19.31 (36.20) [1:12.61]
45.	BEJZYK Maxence	2008	FRA	AS CACHALOTS SIX-FOURS	2:19.44	791 pts	
50 m :	31.16 (31.16)	100 m :	1:05.99 (34.83) [1:05.99]	150 m :	1:42.98 (36.99)	200 m :	2:19.44 (36.46) [1:13.45]
46.	FLINT James	2008	FRA	EP MANOSQUE	2:19.47	790 pts	
50 m :	31.23 (31.23)	100 m :	1:06.03 (34.80) [1:06.03]	150 m :	1:42.63 (36.60)	200 m :	2:19.47 (36.84) [1:13.44]
47.	GADENNE Lucas	2008	FRA	CN ANTIBES	2:19.88	784 pts	
50 m :	32.31 (32.31)	100 m :	1:08.57 (36.26) [1:08.57]	150 m :	1:44.78 (36.21)	200 m :	2:19.88 (35.10) [1:11.31]

Résultats

(Suite) Séries : 200 Nage Libre Messieurs - (Jeunes 1 & 2 : 12 - 13 ans)

[J4 : Ma 21/12/2021 - R7]

48.	DUBOIS Hugo	2009	FRA	CN CAMBRAI	2:20.03	782 pts	
50 m :	32.67 (32.67)	100 m :	1:08.28 (35.61)	150 m :	1:44.49 (36.21)	200 m :	2:20.03 (35.54)
49.	COUTAREL Jean-Claude	2009	FRA	CERCLE AQUATIQUE PISCENOIS	2:20.09	782 pts	
50 m :	31.44 (31.44)	100 m :	1:07.59 (36.15)	150 m :	1:46.51 (38.92)	200 m :	2:20.09 (33.58)
50.	DUBOIS Evan	2008	FRA	CN CARPENTRAS	2:20.14	781 pts	
50 m :	30.78 (30.78)	100 m :	1:06.56 (35.78)	150 m :	1:43.31 (36.75)	200 m :	2:20.14 (36.83)
51.	RAY Dimitri	2009	FRA	NAT VILLEFRANCHE EN BEAUJOLAIS	2:20.34	778 pts	
50 m :	31.66 (31.66)	100 m :	1:07.52 (35.86)	150 m :	1:44.68 (37.16)	200 m :	2:20.34 (35.66)
52.	FERDJOUNI Camil	2009	FRA	ASM CHAMALIERES NATATION	2:20.70	773 pts	
50 m :	31.35 (31.35)	100 m :	1:07.01 (35.66)	150 m :	1:44.85 (37.84)	200 m :	2:20.70 (35.85)
53.	SCHVARTZ-ARNAUD Joey	2009	FRA	CARIB SWIM TEAM	2:20.90	770 pts	
50 m :	32.67 (32.67)	100 m :	1:08.77 (36.10)	150 m :	1:45.83 (37.06)	200 m :	2:20.90 (35.07)
54.	HANINI-MEYRAN Cael	2008	FRA	CN CANNES	2:21.30	765 pts	
50 m :	31.10 (31.10)	100 m :	1:08.08 (36.98)	150 m :	1:44.77 (36.69)	200 m :	2:21.30 (36.53)
55.	PERON Elyot	2009	FRA	AMBERIEU NAT BUGEY COTIERE	2:21.34	764 pts	
50 m :	32.62 (32.62)	100 m :	1:08.67 (36.05)	150 m :	1:46.00 (37.33)	200 m :	2:21.34 (35.34)
56.	FAHRNER Sasha	2009	FRA	CO VERNOUILLET	2:22.28	751 pts	
50 m :	32.16 (32.16)	100 m :	1:07.68 (35.52)	150 m :	1:45.54 (37.86)	200 m :	2:22.28 (36.74)
57.	PAWLIN Mathias	2008	FRA	GANNAT OLYMPIQUE N	2:22.92	743 pts	
50 m :	30.62 (30.62)	100 m :	1:06.93 (36.31)	150 m :	1:45.23 (38.30)	200 m :	2:22.92 (37.69)
58.	DANIEL Armand	2008	FRA	NANTES NATATION	2:23.34	737 pts	
50 m :	32.10 (32.10)	100 m :	1:07.70 (35.60)	150 m :	1:46.14 (38.44)	200 m :	2:23.34 (37.20)
59.	ISSA Marwan	2009	FRA	ST-DENIS RÉUNION	2:24.58	720 pts	
50 m :	32.72 (32.72)	100 m :	1:12.11 (39.39)	150 m :	1:49.64 (37.53)	200 m :	2:24.58 (34.94)
60.	NKALA LIASHCHYNSKI Vadim	2009	FRA	CLUB DES NAGEURS DE PARIS	2:24.59	720 pts	
50 m :	32.54 (32.54)	100 m :	1:10.65 (38.11)	150 m :	1:49.19 (38.54)	200 m :	2:24.59 (35.40)
61.	GARDIN Louis	2009	FRA	AN ROMORANTIN	2:24.96	715 pts	
50 m :	32.33 (32.33)	100 m :	1:08.78 (36.45)	150 m :	1:47.65 (38.87)	200 m :	2:24.96 (37.31)
62.	TRICOIRE Lucas	2009	FRA	CN MARSEILLE	2:25.74	705 pts	
50 m :	33.50 (33.50)	100 m :	1:11.16 (37.66)	150 m :	1:48.81 (37.65)	200 m :	2:25.74 (36.93)
Br	63. ALFONSI Lisandru	2009	FRA	G.F.C AJACCIO	2:26.18	699 pts	
50 m :	32.69 (32.69)	100 m :	1:09.76 (37.07)	150 m :	1:49.02 (39.26)	200 m :	2:26.18 (37.16)
Br	63. MURACCIOLI Anakko	2009	FRA	AS MONACO NATATION	2:26.18	699 pts	
50 m :	32.71 (32.71)	100 m :	1:10.63 (37.92)	150 m :	1:49.71 (39.08)	200 m :	2:26.18 (36.47)
65.	CLÉMENT Constant	2009	FRA	ANDELLE NATATION	2:27.27	684 pts	
50 m :	33.81 (33.81)	100 m :	1:11.18 (37.37)	150 m :	1:50.21 (39.03)	200 m :	2:27.27 (37.06)
66.	MAILLOT Valentin	2009	FRA	LES DAUPHINS ST-LOUIS	2:27.28	684 pts	
50 m :	31.02 (31.02)	100 m :	1:07.92 (36.90)	150 m :	1:48.07 (40.15)	200 m :	2:27.28 (39.21)
67.	HAUET Raphael	2009	FRA	AS EMERAINVILLE	2:28.34	671 pts	
50 m :	33.42 (33.42)	100 m :	1:11.36 (37.94)	150 m :	1:51.15 (39.79)	200 m :	2:28.34 (37.19)
68.	KECK Guillaume	2009	FRA	ASPTT MONTPELLIER	2:28.41	670 pts	
50 m :	33.24 (33.24)	100 m :	1:10.46 (37.22)	150 m :	1:50.26 (39.80)	200 m :	2:28.41 (38.15)
---	BOURLET Thomas	2008	FRA	GIRONDINS BORDEAUX	DNS	dec	
---	DE VIVIE Yoann	2009	FRA	DAUPHINS TOULOUSE OEC	DNS	dec	
---	FERRERE Alexandre	2008	FRA	CERCLE NAGEURS ST-JOSEPH	DNS	dec	
---	PETIT Antoine	2008	FRA	AS MONACO NATATION	DNS	dec	

Résultats

[Cotation FFN]

Séries : 4x100 4 Nages Dames

[J4 : Ma 21/12/2021 - R8]

1.	PIROTH Lucille	1:10.77	2008	FRA	DAUPHINS TOULOUSE OEC	4:39.11	1081 pts
	MAILLIEZ Lily	1:19.71	2008	FRA			
	LOURADOUR Anaïs	1:07.66	2008	FRA			
	CAMPERGUE Tilia	1:00.97	2008	FRA			
2.	NORMAND Charlotte	1:10.78	2008	FRA	MONTPELLIER METROPOLE NAT...	4:45.83	1036 pts
	BALOUKJY Lilly-Jade	1:24.93	2008	FRA			
	DEBLOCK Lola	1:08.89	2008	FRA			
	ROQUES Tamara	1:01.23	2008	FRA			
3.	AMESCUA Natalia	1:10.92	2008	USA	CNO ST-GERMAIN-EN-LAYE	4:45.96	1036 pts
	BENBAKKAR Sherine	1:22.92	2008	FRA			
	TOURNAY Sarah	1:08.43	2008	FRA			
	JAFFUEL Ella	1:03.69	2009	FRA			
4.	BIZE Eva	1:14.10	2008	FRA	SN VERSAILLES	4:53.48	987 pts
	SAUZEAU Lilou	1:19.62	2009	FRA			
	AZIZI Lilia	1:13.48	2009	FRA			
	BARSANTI Juliana	1:06.28	2009	FRA			
5.	CARRILLO Thais	1:14.47	2008	FRA	CN ANTIBES	4:55.75	972 pts
	PIETTE Theodora	1:23.95	2008	FRA			
	DARRIGADE Mila	1:10.64	2008	FRA			
	NENIN CARRASCO Kelly	1:06.69	2008	FRA			
6.	CROSNIER Anais	1:14.19	2008	FRA	ANGERS NATATION	4:57.10	964 pts
	DELAIN Melissandre	1:25.24	2008	FRA			
	MALINGE Jade	1:13.61	2008	FRA			
	PETILLON Constance	1:04.06	2008	FRA			
7.	CHAMBON Kate	1:12.92	2008	FRA	GRENOBLE ALP'38	4:57.90	959 pts
	CASSAR Manoli	1:30.23	2008	FRA			
	MANALLAH Ilyana	1:09.53	2008	FRA			
	REBBOAH Zehava	1:05.22	2008	FRA			
8.	CALECKI Emma	1:11.78	2008	FRA	US VILLEJUIF NATATION	5:01.39	937 pts
	HABER Laura	1:30.78	2009	FRA			
	YANYANA Cigdem	1:12.96	2008	FRA			
	BOURBIA Laure	1:05.87	2008	FRA			
9.	FORTIER Bérénice	1:15.70	2009	FRA	ALLIANCE DIJON NATATION	5:04.62	917 pts
	BONET Emma	1:24.13	2008	FRA			
	WUNSCHER GELIN Romane	1:18.61	2009	FRA			
	LESEUR Emilie	1:06.18	2008	FRA			
10.	VENTURA Vanessa	1:17.21	2010	FRA	C VIKINGS DE ROUEN	5:10.43	881 pts
	LIMAM Yasmine	1:29.45	2010	FRA			
	JAQUEROD Lilou	1:16.23	2008	FRA			
	DELAMARE Romane	1:07.54	2009	FRA			
11.	JOBERT Camille	1:17.79	2008	FRA	OLYMPIC NICE NATATION	5:15.68	850 pts
	LESBATS Chiara	1:29.70	2010	FRA			
	DIGUET Eloïse	2:28.26	2010	FRA			
	GENNARI Flavia	-0.07	2009	FRA			
---	MONTROUGE Élisa		2009	FRA	ST-DENIS RÉUNION	DNS dec	
	BENHAMOU Léa		2008	FRA			
	TSIA-KING-FUNG Sarah		2009	FRA			
	HOCQUETTE Lily-Jeanne		2008	FRA			

Résultats

[Cotation FFN]

Séries : 4x100 4 Nages Messieurs

[J4 : Ma 21/12/2021 - R8]

1.	BOUSSION Augustin	1:05.95	2007	FRA	NEPTUNE CLUB DE FRANCE	4:15.92	1028 pts
	VANDELOGT Sebastian	1:13.94	2007	BEL			
	KOUADIO-LE REST Liam	1:00.42	2007	FRA			
	TAILLADE Clément	55.61	2007	FRA			
2.	DUTRIAUX Néo	1:01.51	2007	FRA	OLYMPIC NICE NATATION	4:16.09	1026 pts
	LOPEZ Maxime	1:13.34	2007	FRA			
	MALERBAUD LEYRIS Esteban	1:04.90	2007	FRA			
	LOVIN Sébastien	56.34	2007	FRA			
3.	RENAULT Léandre	1:02.79	2007	FRA	SN VERSAILLES	4:16.82	1021 pts
	NOTTRETET--MARIE Paul-Victor	1:12.84	2007	FRA			
	CONDETTE Amaury	1:01.95	2007	FRA			
	TOMAS Léo	59.24	2008	FRA			
4.	BRAIZE Stann	1:04.33	2007	FRA	ES MASSY NATATION	4:20.88	993 pts
	MANOLE Maxim	1:12.32	2007	FRA			
	EL MOUDIR Ayyoub	1:05.10	2007	FRA			
	TRÉBOSC Samy	59.13	2007	FRA			
5.	ROUSSEAU Paul	1:05.49	2008	FRA	AMIENS METROPOLE NAT.	4:22.48	982 pts
	BRUN--FERREIRA Florentin	1:13.67	2007	FRA			
	DUVAUCHELLE Hugo	1:05.03	2007	FRA			
	SCHERER Maxime	58.29	2007	FRA			
6.	TATE John	1:09.41	2007	USA	CNO ST-GERMAIN-EN-LAYE	4:23.33	977 pts
	TISSIER Noah	1:14.04	2007	FRA			
	MOUSSA Adam-Samy	1:00.32	2007	FRA			
	TRABELSI Nour	59.56	2007	FRA			
7.	GOMEZ Pierre	1:08.14	2007	FRA	CN LE PLESSIS-ROBINSON	4:25.71	960 pts
	GARRE Antonin	1:14.66	2007	FRA			
	GAMBIN Teo	1:02.35	2007	FRA			
	MAJCHER Marius	1:00.56	2008	FRA			
8.	CORNU Mathis	1:07.01	2007	FRA	CN ANTIBES	4:26.95	952 pts
	LAVITOLA Matteo	1:14.08	2008	FRA			
	STRAZZABOSCO Quentin	1:01.94	2007	FRA			
	WASSENHOVE Maxens	1:03.92	2008	FRA			
9.	MIGNORAT-ODION Corentin	1:12.46	2008	FRA	MARSOUINS HÉROUVILLE	4:31.98	918 pts
	HAMARD Esteban	1:15.62	2007	FRA			
	CARONA Sandro	1:05.73	2007	FRA			
	HAMARD Johan	58.17	2007	FRA			
10.	LOPEZ Thibaut	1:03.50	2007	FRA	ALLIANCE DIJON NATATION	4:32.78	913 pts
	SERIN Timothée	1:22.27	2007	FRA			
	BOUCHY Noa	1:04.87	2007	FRA			
	KLIOUTCHKO Yael	1:02.14	2009	FRA			
11.	DEFOIS-PERNOT Oscar	1:11.17	2008	FRA	CN CHALON-SUR-SAONE	4:33.01	912 pts
	DI CATERINA MARTINS Arthur	1:19.18	2008	FRA			
	FADDA SAUVAGEOT Roméo-César	1:04.08	2007	FRA			
		58.58	2007	FRA			
12.	CHMIELEWSKI Martin	1:09.87	2007	FRA	DUNKERQUE NATATION	4:33.64	908 pts
	WALLET Noa	1:12.77	2007	FRA			
	BOUHADIBA Anes	1:08.58	2009	ALG			
	BEKAERT Mathys	1:02.42	2009	FRA			
13.	D'AGOSTINO Loris	1:05.42	2007	FRA	CN MARSEILLE	4:35.94	892 pts
	M'GOMRI Ilyan	1:19.20	2008	FRA			
	TRICOIRE Lucas	1:08.32	2009	FRA			
	GARNONE Matthis	1:03.00	2008	FRA			

Résultats

(Suite) Séries : 4x100 4 Nages Messieurs

[J4 : Ma 21/12/2021 - R8]

14.	COMMUNIER-MALLIER Oscar	1:07.14	2007	FRA	CLUB DES NAGEURS DE PARIS	4:36.90	886 pts
	NKALA LIASHCHYNSKI Vadim	1:19.95	2009	FRA			
	MIRONNEAU Paul	1:07.73	2008	FRA			
	BARKA Selmen	1:02.08	2008	FRA			
15.	KINTZ Matthieu	1:06.97	2007	FRA	CNP DE SAINT-LO	4:37.75	881 pts
	GODEFROY Gaspard	1:15.36	2009	FRA			
	SAVARY Charly	1:09.99	2007	FRA			
	POUPPEVILLE Elouan	1:05.43	2008	FRA			
16.	GUY Gregoire	1:11.00	2008	FRA	RACING CLUB DE FRANCE	4:38.02	879 pts
	COMBETTES Jules	1:23.47	2009	FRA			
	PARKER Ethan	1:03.48	2007	FRA			
	BANTAS Quentin	1:00.07	2008	FRA			
17.	BRESSON Théotime	1:07.40	2008	FRA	JN COMPIÈGNE	4:38.17	878 pts
	BAUDOUIN Odilon	1:20.23	2007	FRA			
	CARTER LE COZE Jude	1:04.69	2007	FRA			
	ABDERRAZAK Dhiyaeddine	1:05.85	2009	FRA			
18.	DE VIVIE Yoann	1:13.32	2009	FRA	DAUPHINS TOULOUSE OEC	4:40.87	861 pts
	STELLA Paul	1:16.16	2007	FRA			
	MESROR Yannis	1:09.58	2007	FRA			
	RODRIGUEZ Noah	1:01.81	2008	FRA			
19.	RODIER Maxence	1:08.39	2007	FRA	PAYS D'AIX NATATION	4:44.92	835 pts
	CRISTOFINI Sauveur	1:19.13	2009	FRA			
	LEVY Dan	1:15.75	2009	FRA			
	MULLER Romain	1:01.65	2008	FRA			
20.	TORRE Joseph	1:09.78	2007	ITA	AS MONACO NATATION	4:47.26	820 pts
	BRETT Evan	1:23.93	2009	GBR			
	CRASSARD Gabriel	1:10.60	2008	FRA			
	BANTI Lorenzo	1:02.95	2008	MON			
---	TSIA-KING-FUNG Raphael		2007	FRA	ST-DENIS RÉUNION	DNS dec	
	PAUSE Alexandre		2008	FRA			
	CAZAL Raphael		2007	FRA			
	THIRIOT Anthony		2008	FRA			






Championnats de France Jeunes

Rennes

18-22 décembre 2021



Tableau des médailles

Tous podiums confondus (Jeunes 1-2 - Jeunes 3 - Relais)					Σ
1	LILLE MÉTROPOLE NATATION	7	6	3	16
2	OLYMPIC NICE NATATION	5	1	1	7
3	ASPTT NANCY	5	0	0	5
4	SN VERSAILLES	4	8	6	18
5	DAUPHINS TOULOUSE OEC	3	2	2	7
6	ST-DENIS RÉUNION	3	1	0	4
7	AMSL FRÉJUS	3	0	1	4
8	STADE BÉTHUNE PÉLICAN CLUB	3	0	0	3
9	CNO ST-GERMAIN-EN-LAYE	2	6	2	10
10	ES THAON	2	2	0	4
11	CNS VALLAURIS	2	1	1	4
12	CN POLYNESIE	2	1	0	3
13	NEPTUNE CLUB DE FRANCE	2	0	2	4
14	NANTES NATATION	2	0	1	3
14	SPN POITIERS	2	0	1	3
16	ANEMASSE NATATION	2	0	0	2
16	NATATION HOCHFELDEN	2	0	0	2
18	ASM CHAMALIERES NATATION	1	4	1	6
19	ASPTT NANTES	1	2	0	3





Championnats de France Jeunes

Rennes

18-22 décembre 2021



Tous podiums confondus (Jeunes 1-2 - Jeunes 3 - Relais)					Σ
20	AMIENS METROPOLE NAT.	1	1	3	5
21	CN CÉVENNES ALÈS	1	1	2	4
22	FOS NATATION	1	1	1	3
23	ALLONNES JEUNESSE SPORTIVE	1	1	0	2
23	US IVRY-SUR-SEINE	1	1	0	2
25	PAYS D'AIX NATATION	1	0	2	3
26	CERCLE NAGEURS ST-JOSEPH	1	0	1	2
26	CHASSIEU NATATION	1	0	1	2
26	NAT VILLEFRANCHE EN BEAUJOLAIS	1	0	1	2
26	ST-SÉBASTIEN NATATION	1	0	1	2
30	ETUDIANT CLUB ORLEANS NATATION	1	0	0	1
31	CN CHALON-SUR-SAONE	0	3	0	3
32	I MUA NATATION	0	2	2	4
32	MONTPELLIER METROPOLE NATATION	0	2	2	4
34	DAUPHINS DE ST-LOUIS	0	2	0	2
35	AQUA VALLÉE-DE-CHEVREUSE	0	1	1	2
35	CN ANTIBES	0	1	1	2
35	TRI-AVENTURE PAYS DE FONTAINEBLEAU	0	1	1	2
38	CN VIRY-CHÂTILLON	0	1	0	1
38	DUNKERQUE NATATION	0	1	0	1
38	EN CAEN	0	1	0	1





Championnats de France Jeunes

Rennes

18-22 décembre 2021



Tous podiums confondus (Jeunes 1-2 - Jeunes 3 - Relais)					Σ
38	FRANCOIS NATATION CLUB	0	1	0	1
38	JN COMPIÈGNE	0	1	0	1
38	LA ROCHE-SUR-YON NATATION	0	1	0	1
38	NAUTIQUE ENTENTE CHÂLONS	0	1	0	1
38	RACING CLUB DE FRANCE	0	1	0	1
38	USB LONGWY NATATION	0	1	0	1
47	ANGERS NATATION	0	0	3	3
47	CANET 66 NATATION	0	0	3	3
49	C PAUL-BERT RENNES	0	0	2	2
49	STADE CLERMONT NATATION	0	0	2	2
51	ALLIANCE DIJON NATATION	0	0	1	1
51	BERCK NATATION	0	0	1	1
51	CN BEAUPREAU	0	0	1	1
51	CN COUTANCES	0	0	1	1
51	CN FONTAINEBLEAU-AVON	0	0	1	1
51	FENUA SAUVETAGE NATATION	0	0	1	1
51	L'ESPADON CN FORT-DE-FRANCE	0	0	1	1
51	MONTAUBAN NATATION	0	0	1	1
51	TRIATHLON ROMANAIS PEAGEOIS	0	0	1	1



Records Battus

14 records battus au cours de cette compétition.

Meilleures Performances Françaises 14 ans : 4 records battus

100 Nage Libre Messieurs	53.50	DUTRIAUX Néo (2007) FRA	OLYMPIC NICE NATATION	19/12/2021	RENNES (FRA)
	Ancien record => 53.50 DUTRIAUX Néo (2007) FRA - OLYMPIC NICE NATATION 19/12/2021 RENNES (FRA)				
100 Nage Libre Messieurs	53.50	DUTRIAUX Néo (2007) FRA	OLYMPIC NICE NATATION	19/12/2021	RENNES (FRA)
	Ancien record => 53.79 DE RAUCOURT Vincent (1995) FRA - C VIKINGS DE ROUEN 15/07/2009 AMIENS (FRA)				
200 Nage Libre Messieurs	1:57.79	DUTRIAUX Néo (2007) FRA	OLYMPIC NICE NATATION	21/12/2021	RENNES (FRA)
	Ancien record => 1:57.95 - EP MANOSQUE 22/12/1990 BORDEAUX (FRA)				
50 Dos Messieurs	27.67	DUTRIAUX Néo (2007) FRA	OLYMPIC NICE NATATION	18/12/2021	RENNES (FRA)
	Ancien record => 27.82 RAKOTONDARAMANGA Eliot-Tahina (2002) FRA - ES MASSY NATATION 25/07/2016 AMIENS (FRA)				

Meilleures Performances Françaises 12 ans : 2 records battus

100 Nage Libre Dames	1:01.23	THIBULT Clara (2009) FRA	ASPTT NANCY	21/12/2021	RENNES (FRA)
	Ancien record => 1:01.27 LACAVALERIE Tiphaine (2000) FRA - DAUPHINS TOULOUSE OEC 16/12/2012 TOULOUSE (FRA)				
400 4 Nages Dames	5:19.80	RAVIER Leana (2009) FRA	LILLE MÉTROPOLE NATATION	19/12/2021	RENNES (FRA)
	Ancien record => 5:19.94 BONNET Charlotte (1995) FRA - CN BREST 25/11/2007 AMIENS (FRA)				

Meilleures Performances Françaises 11 ans : 8 records battus

50 Nage Libre Dames	28.36	HOAREAU Sarah (2010) FRA	CN CHALON-SUR-SAONE	18/12/2021	RENNES (FRA)
	Ancien record => 28.85 HOAREAU Sarah (2010) FRA - CN CHALON-SUR-SAONE 03/12/2021 CHALON-SUR-SAÛNE (FRA)				
100 Nage Libre Dames	1:04.04	HOAREAU Sarah (2010) FRA	CN CHALON-SUR-SAONE	21/12/2021	RENNES (FRA)
	Ancien record => 1:04.79 PARENTEAU Maëlys (2008) FRA - ST-SÉBASTIEN NATATION 11/07/2019 TARBES (FRA)				
1500 Nage Libre Dames	19:15.17	MESMACQUE Rosalie (2010) FRA	DUNKERQUE NATATION	18/12/2021	RENNES (FRA)
	Ancien record => 19:16.16 MESMACQUE Rosalie (2010) FRA - DUNKERQUE NATATION 05/12/2021 DUNKERQUE (FRA)				
100 Dos Dames	1:11.49	SANANIKONE Emma (2010) FRA	AQUA VALLÉE-DE-CHEVREUSE	20/12/2021	RENNES (FRA)
	Ancien record => 1:12.29 SANANIKONE Emma (2010) FRA - AQUA VALLÉE-DE-CHEVREUSE 20/12/2021 RENNES (FRA)				
100 Dos Dames	1:12.29	SANANIKONE Emma (2010) FRA	AQUA VALLÉE-DE-CHEVREUSE	20/12/2021	RENNES (FRA)
	Ancien record => 1:15.13 RICHARD Clemence (2008) FRA - AAS SARCELLES NATATION 95 13/07/2019 TARBES (FRA)				
200 Dos Dames	2:35.17	SANANIKONE Emma (2010) FRA	AQUA VALLÉE-DE-CHEVREUSE	18/12/2021	RENNES (FRA)
	Ancien record => 2:37.79 RICHARD Clemence (2008) FRA - AAS SARCELLES NATATION 95 01/12/2019 CHARTRES (FRA)				

Records Battus

200 4 Nages Dames	2:39.87	LIMAM Yasmine (2010) FRA	C VIKINGS DE ROUEN	21/12/2021	RENNES (FRA)
	Ancien record => 2:39.99 MESMACQUE Rosalie (2010) FRA - DUNKERQUE NATATION 21/12/2021 RENNES (FRA)				
200 4 Nages Dames	2:39.99	MESMACQUE Rosalie (2010) FRA	DUNKERQUE NATATION	21/12/2021	RENNES (FRA)
	Ancien record => 2:40.67 MOREAU Kaxandra (2006) FRA - US ST-ANDRÉ 25/06/2017 MASSY (FRA)				